



UNIVERSITÀ
DEGLI STUDI
FIRENZE

FLORE

Repository istituzionale dell'Università degli Studi di Firenze

Ising model on clustered networks: A model for opinion dynamics

Questa è la Versione finale referata (Post print/Accepted manuscript) della seguente pubblicazione:

Original Citation:

Ising model on clustered networks: A model for opinion dynamics / Simone Baldassarri; Anna Gallo; Vanessa Jacquier; Alessandro Zocca. - In: PHYSICA. A. - ISSN 0378-4371. - ELETTRONICO. - 623:(2023), pp. 1-25. [10.1016/j.physa.2023.128811]

Availability:

The webpage <https://hdl.handle.net/2158/1295141> of the repository was last updated on 2023-05-23T07:50:07Z

Published version:

DOI: 10.1016/j.physa.2023.128811

Terms of use:

Open Access

La pubblicazione è resa disponibile sotto le norme e i termini della licenza di deposito, secondo quanto stabilito dalla Policy per l'accesso aperto dell'Università degli Studi di Firenze (<https://www.sba.unifi.it/upload/policy-oa-2016-1.pdf>)

Publisher copyright claim:


Conformità alle politiche dell'editore / Compliance to publisher's policies

Questa versione della pubblicazione è conforme a quanto richiesto dalle politiche dell'editore in materia di copyright.

This version of the publication conforms to the publisher's copyright policies.

La data sopra indicata si riferisce all'ultimo aggiornamento della scheda del Repository FloRe - The above-mentioned date refers to the last update of the record in the Institutional Repository FloRe

(Article begins on next page)



Ising model on clustered networks: A model for opinion dynamics

Simone Baldassarri^{a,b}, Anna Gallo^c, Vanessa Jacquier^d, Alessandro Zocca^{e,*}

^a Dipartimento di Matematica e Informatica, Università degli Studi di Firenze, Italy

^b Aix-Marseille Université, CNRS, Centrale Marseille, I2M UMR CNRS 7373, France

^c IMT School for Advanced Studies Lucca, Italy

^d Scuola Normale Superiore, Italy

^e Department of Mathematics, Vrije Universiteit Amsterdam, The Netherlands

ARTICLE INFO

Article history:

Received 5 January 2023

Received in revised form 6 April 2023

Available online 3 May 2023

MSC:

91D30

82C20

60J10

60K35

Keywords:

Ising model

Clustered networks

Binary opinion dynamics

Metastability

Tunneling

ABSTRACT

We study opinion dynamics on networks with a nontrivial community structure, assuming individuals can update their binary opinion as the result of the interactions with an external influence with strength $h \in [0, 1]$ and with other individuals in the network. To model such dynamics, we consider the Ising model with an external magnetic field on a family of finite networks with a clustered structure. Assuming a unit strength for the interactions inside each community, we assume that the strength of interaction across different communities is described by a scalar $\epsilon \in [-1, 1]$, which allows a weaker but possibly antagonistic effect between communities. We are interested in the stochastic evolution of this system described by a Glauber-type dynamics parametrized by the inverse temperature β . We focus on the low-temperature regime $\beta \rightarrow \infty$, in which homogeneous opinion patterns prevail and, as such, it takes the network a long time to fully change opinion. We investigate the different metastable and stable states of this opinion dynamics model and how they depend on the values of the parameters ϵ and h . More precisely, using tools from statistical physics, we derive rigorous estimates in probability, expectation, and law for the first hitting time between metastable (or stable) states and (other) stable states, together with tight bounds on the mixing time and spectral gap of the Markov chain describing the network dynamics. Lastly, we provide a full characterization of the critical configurations for the dynamics, i.e., those which are visited with high probability along the transitions of interest.

© 2023 Published by Elsevier B.V.

1. Introduction

The Ising model was originally introduced to study ferromagnetism [1] and is probably one of the most studied models in statistical physics. The spins are arranged in a given graph structure and each of them can be in one of two states $+1$ (“upwards”) or -1 (“downwards”). These spins interact with each other in a stochastic fashion but each spin has the tendency to align with its neighbors as this results in low-energy configurations for the system. In the statistical physics literature, researchers have primarily considered the Ising model on lattice structures or complete graphs (in which case it is also known as Curie–Weiss model), for a comprehensive historical perspective of this model we refer to [2].

* Corresponding author at: Department of Mathematics, Vrije Universiteit Amsterdam, The Netherlands.

E-mail addresses: simone.baldassarri@unifi.it (S. Baldassarri), anna.gallo@imtlucca.it (A. Gallo), vanessa.jacquier@sns.it (V. Jacquier), a.zocca@vu.nl (A. Zocca).

Later, the Ising model has also been used to study a wide range of physical and nonphysical phenomena, and, in particular, as a first simple canonical model for public opinion dynamics [3–8] in presence of a binary choice. In this context, the state of a spin describes the current opinion of an individual, the external magnetic field captures the exposure to biased information and/or one-sided marketing/campaigning, and the couplings between neighboring spins model the effect of peer interactions on personal opinions.

The basic Ising model can be augmented to have more than two opinions and possibly asymmetric interactions between them, like in [9] where the authors consider an Ising-like model with three opinions but where the two most extreme opinions do not interact with each other. Since we are mostly interested in the interplay between opinion dynamics and network topology, in this paper we focus on the simpler case of a binary opinion. The voter model is another Ising-like model to study the evolution of binary opinions which features a different (and possibly irreversible) majority update rule, see e.g. [10–12]. For a more broad review of mathematical and physical opinion dynamics models, we refer the interested reader to [13].

In Ising-like binary opinion models, the temperature of the system approximates all the more or less random events which may influence individuals' opinions but are not explicitly accounted for in the model, cf. [8]. In this paper, we study the Ising model in the low-temperature limit, which is instrumental to describe a situation where peer interactions and external factors have a strong influence on everyone's opinion. The low temperature favors homogeneous opinion patterns in which there are fewer individuals that disagree with the peers they interact with, which at a macroscopic level means that opinions become very rigid and hard to change, e.g., on a very polarizing issue.

It is clear that assuming the underlying structure is a lattice or the complete graph is not ideal when modeling public opinion dynamics, since individuals have very heterogeneous social networks and interaction patterns. In particular, it is reasonable to assume that each individual has only a finite number of interactions and that he/she would tend to align more with the opinion of individuals in the community we belong to rather than that of complete strangers. Aiming to understand the role of the community structure in opinion dynamics, in this paper we consider a very heterogeneous family of networks with very dense communities and very weak interactions between these communities. Various opinion dynamics models have been studied on networks with a community structure, e.g., [14,15], but mostly by means of numerical simulations, while in this paper we focus on rigorous mathematical results.

By choosing a specific network structure, one may model also unilateral influences and/or negative influences. For this reason, the Ising model for binary opinion dynamics has been studied on signed networks [16] and directed networks [17]. Being primarily interested in the role of communities on opinion dynamics, in this paper, we restrict ourselves to the nonsigned and undirected networks.

The structure of the network heavily influences both static (i.e., the configurations' energy) and dynamic properties (the likelihood of the system's trajectories) of the Ising model. In this setting, it is of interest to study the metastability or tunneling phenomena that the opinion dynamic model may exhibit. In the presence of a nonzero external magnetic field, the spins/opinions tend to align in the direction of the field, hence making the energy level of the two homogeneous configurations with identical spins (the "consensus" configurations) different. In this setting, the metastable state of the system describes the diffusion of a second very rigid opinion that is not aligned with the mainstream one.

Informally, the metastable configurations are those in which the system persists for a long time before reaching one of the stable configurations, i.e., those minimizing the system's energy. In the context of the clustered network that we consider in this paper, the set of metastable states heavily depends on the relative strength of the interactions between the network communities and that of the external magnetic field. In absence of an external magnetic field, the two opinions are equally likely and the two homogeneous opinion patterns are both stable states. In this case, it is still interesting to study how, starting with all individuals agreeing on one opinion, the whole network can transition to the opposite opinion, how long this will take and what are the most likely trajectories of this process.

In this paper, we thus analyze the Ising model on a specific family of clustered networks, by identifying the set of metastable and stable states and by estimating the asymptotic behavior of the transition time between them in the low-temperature limit.

In order to study the metastability phenomenon, we adopt the statistical mechanics framework known as *pathwise approach*, which is the first dynamical approach to these phenomena initiated in [18], developed in [19,20], and later summarized in the monograph [21]. This approach relies on a detailed knowledge of the energy landscape and large-deviation estimates to give a quantitative answer to the dynamical properties of the system during the transition from metastable to stable states. In particular, using this approach is possible to provide a convergence in probability, expectation, and law of the transition time, together with the description of the critical configurations and the tube of typical trajectories followed by the system. The pathwise approach has been later extended in [22] to analyze the tunneling phenomenon, that is the asymptotic behavior of a system with more than one stable state and, in particular, its transition from a stable state to another stable state. A modern version of the pathwise approach can be found in [22–25]. The pathwise approach was used to study the low-temperature behavior of finite-volume models with single-spin-flip Glauber dynamics, e.g. [26–33], with Kawasaki dynamics, e.g. [34–39], and with parallel dynamics, e.g. [40–42].

Another approach is the *potential-theoretic approach* initiated in [43]. This method focuses on a precise analysis of hitting times of metastable sets with the help of potential theory. A crucial role in this approach is played by the so-called capacities, which can be estimated by exploiting variational principles, and might lead to sharper estimates for the transition time from metastable states to stable states. We refer to the monograph [44] for a detailed discussion

of this approach and its applications to specific models. The interested reader may look at [45–48] for the analysis of finite-volume Ising models at low temperature. The potential-theoretic approach, however, is not always equivalent to the pathwise approach because they intrinsically rely on different definitions of metastable states. The situation is particularly delicate for evolutions of infinite-volume systems, irreversible systems, and degenerate systems, as discussed in [23,24,49,50]. More recent approaches are developed in [51–54].

The rest of the article is organized as follows. In Section 2, we formally introduce the Ising model and the clustered network structure we consider in this paper and outline the main results for the transition time and the critical configurations for the dynamics. In Section 3, we give some definitions and present some preliminary results. In Section 4, we prove the main results in absence of an external magnetic field, whereas Section 5 is devoted to the proofs for the case of a positive external magnetic field. Lastly, in Section 6 we draw our conclusions and outline some future research directions.

2. Model descriptions and main results

2.1. Ising model on clustered graphs

In this paper, we are primarily interested in understanding the interplay between opinion dynamics and the community structure of the underlying network. Aiming to derive closed-form results, we choose a specific family of simple yet prototypical clustered networks. More specifically, we consider the Ising model on a graph G consisting of k clusters of equal size, which are locally complete graphs, and such that each node is connected to a single node in each of the other clusters. With this choice, we obtain a network with very dense communities that are only sparsely connected to each other.

More specifically, for every $k \geq 2$ and every $n \geq 2$ we consider an undirected graph $G = \mathcal{G}(k, n)$ consisting of k clusters, each of which is a complete subgraph of size n , in which we further connect each node, $i = 1, \dots, n$ also to its $k - 1$ “twins” in the other $k - 1$ clusters (those whose labels have the same remainder modulo n), hence obtaining a regular graph where each node has degree $n + k - 2$.

The vertex set of $\mathcal{G}(k, n)$ is $V = \bigcup_{i=1}^k V^{(i)}$ where $V^{(i)} := \{n \cdot (i - 1) + 1, \dots, n \cdot i\}$ are the nodes in the i th cluster. The edge set of $\mathcal{G}(k, n)$ is $E = E_{\text{int}} \cup E_{\text{cross}}$, where $E_{\text{int}} = \bigcup_{i=1}^k E_{\text{int}}^{(i)}$ is the collection of *internal edges*, e.g., edges inside a cluster, and E_{cross} that of the edges across clusters, to which we refer as *cross-edges*. The graph $\mathcal{G}(k, n)$ then has $\frac{1}{2}kn(n + k - 2)$ edges, $n\binom{k}{2}$ of which are cross-edges and $\binom{n}{2}$ inside each cluster. Fig. 1 depicts an instance of $\mathcal{G}(2, 7)$.

To each site $i \in V$ we associate a spin variable $\sigma(i) \in \{-1, +1\}$. We interpret $\sigma(i) = +1$ (resp. $\sigma(i) = -1$) as indicating that the spin at site i is pointing upwards (resp. downwards). On the configuration space $\mathcal{X} = \{-1, +1\}^V$, we consider the following *Hamiltonian* or *energy function* with zero external magnetic field

$$H(\sigma) := - \sum_{(i,j) \in E_{\text{int}}} \sigma_i \sigma_j - \epsilon \sum_{(i,j) \in E_{\text{cross}}} \sigma_i \sigma_j, \quad (2.1)$$

where we assume the strength of interaction across clusters is parametrized by a scalar $\epsilon \in [-1, 1]$, while is equal to 1 along all the other internal edges. It is reasonable to assume that the opinions of individuals that belong to a different community have less influence over us. For this reason, the interactions across different network clusters are assumed to be weaker than those inside each cluster, since their strength is equal to $|\epsilon| \leq 1$. Moreover, by taking negative values for ϵ , we can model situations in which individuals tend to disagree with individuals from other communities.

In the context of the binary opinion dynamics, the presence of a nonzero external magnetic field is instrumental to describe a biased external influence, e.g., the exposure to biased information, or one-sided marketing/campaigning. The presence of a nonzero external magnetic field of intensity h favors configurations in which the spins are aligned in the direction of the field. Since every individual spin feels the external field, its energetical contribution has to be proportional to the number of spins with a certain sign and therefore we consider the following *Hamiltonian* or *energy function* with nonzero external magnetic field

$$H(\sigma) := - \sum_{(i,j) \in E_{\text{int}}} \sigma_i \sigma_j - \epsilon \sum_{(i,j) \in E_{\text{cross}}} \sigma_i \sigma_j - h \sum_{i \in V} \sigma_i, \quad (2.2)$$

where $h \in (0, 1]$ is the intensity of the external magnetic field.

We assume the systems evolves on \mathcal{X} according the single-flip Metropolis dynamics $(X_t)_{t \in \mathbb{N}}$ induced by the energy H and parametrized by the inverse temperature $\beta > 0$, whose transition probabilities are given by

$$P(\sigma, \eta) = q(\sigma, \eta) e^{-\beta[H(\eta) - H(\sigma)]_+}, \quad \text{for all } \sigma \neq \eta, \quad (2.3)$$

where $[\cdot]_+$ denotes the positive part. The function $q(\sigma, \eta)$ is a connectivity matrix independent of β that describes the possible transitions in \mathcal{X} and is defined for every $\sigma \neq \eta$ as

$$q(\sigma, \eta) = \begin{cases} \frac{1}{|V|} & \text{if } \exists v \in V \text{ such that } \sigma^{(v)} = \eta, \\ 0 & \text{otherwise,} \end{cases} \quad (2.4)$$

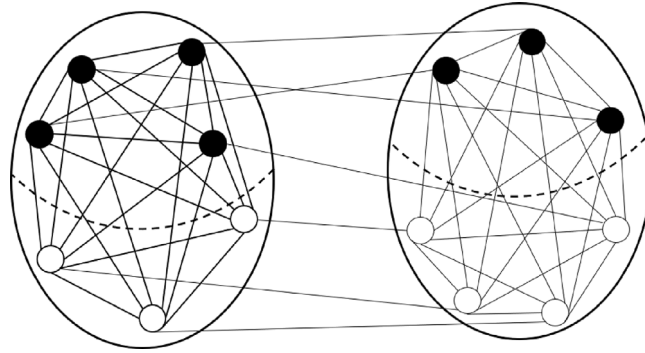


Fig. 1. Example of a configuration $\sigma \in C(4, 3, 3)$ on the network $\mathcal{G}(2, 7)$ with color-coded spins (black for +1 and white for -1). The first cluster has $p_1 = 4$ spins +1, has $p_2 = 3$ spins +1, and there are $a = 3$ agreeing edges between plus spins.

where $\sigma^{(v)} \in \mathcal{X}$ is the configuration almost identical to σ where only the spin of node v has been flipped, i.e.,

$$\sigma_i^{(v)} = \begin{cases} \sigma_i & \text{if } i \neq v, \\ -\sigma_i & \text{if } i = v. \end{cases} \tag{2.5}$$

Thus, the *energy landscape* we consider is a tuple $(\mathcal{X}, \mathcal{Q}, H, \Delta)$ where \mathcal{X} is the state space, $\mathcal{Q} \subset \mathcal{X} \times \mathcal{X}$ is the connectivity relation defined in (2.4), H is the energy function defined in (2.2), and the *cost function* $\Delta : \mathcal{Q} \rightarrow \mathbb{R}^+$ is defined as $\Delta(x, y) := [H(y) - H(x)]_+$. Note that the chosen energy landscape $(\mathcal{X}, \mathcal{Q}, H, \Delta)$ is *reversible* with respect to the Gibbs measure

$$\mu(\sigma) = Z^{-1} \exp(-\beta H(\sigma)), \tag{2.6}$$

where $Z = \sum_{\sigma \in \mathcal{X}} H(\sigma)$ is the normalizing constant.

In the rest of the paper, we focus solely on the case of $k = 2$ clusters, hence focusing on the family of networks $\mathcal{G}(2, n)$. The reason behind this choice is twofold: firstly, the case $k = 2$ already exhibits a very diverse and rich behavior, and, secondly, the more general case with $k > 2$ clusters is not conceptually harder to tackle, but simply heavier in terms of notation and terminology.

Having a network with only $k = 2$ clusters $V^{(1)}$ and $V^{(2)}$ allows for a very compact notation for spin configurations that are equivalent modulo relabeling of the nodes. For a configuration $\sigma \in \mathcal{X}$ and $i = 1, 2$, let $V_+^{(i)}(\sigma)$ the subset of nodes in cluster i whose spin is equal +1 in σ and $E_+(\sigma)$ the subset of edges connecting $V_+^{(1)}(\sigma)$ and $V_+^{(2)}(\sigma)$. For $0 \leq p_1, p_2 \leq n$ and $0 \leq a \leq n$, we define the subset $C(p_1, p_2, a) \subset \mathcal{X}$ as

$$C(p_1, p_2, a) := \left\{ \sigma \in \mathcal{X} : |V_+^{(1)}(\sigma)| = p_1, |V_+^{(2)}(\sigma)| = p_2, \text{ and } |E_+(\sigma)| = a \right\}.$$

In words, $C(p_1, p_2, a)$ is the collection of configurations σ on $\mathcal{G}(2, n)$, such that

- σ has $0 \leq p_1 \leq n$ spins +1 on the first cluster and $0 \leq p_2 \leq n$ spins +1 on the second cluster;
- σ has a of agreeing cross-edges between spins +1 in the first cluster and spins +1 on the second cluster.

Note that the number a of agreeing edges given n, p_1, p_2 must satisfy the following inequality

$$\max\{0, p_1 + p_2 - n\} \leq a \leq \min\{p_1, p_2\}, \tag{2.7}$$

since there cannot be a negative amount of edges between any pair of sub-clusters. We remark that the parameters p_1, p_2 and a uniquely identify the set of configurations in $C(p_1, p_2, a)$, modulo relabeling of the nodes. Indeed, it implicitly gives information also about spins -1 in the following sense:

- σ has $0 \leq n - p_1 \leq n$ spins -1 on the first cluster and $0 \leq n - p_2 \leq n$ spins -1 on the second cluster;
- σ has $p_1 - a$ disagreeing cross-edges between spins +1 on the first cluster and spins -1 on the second cluster;
- σ has $p_2 - a$ disagreeing cross-edges between spins -1 on the first cluster and spins +1 on the second cluster;
- σ has $n + a - p_1 - p_2$ agreeing cross-edges between spins -1 on the first cluster and spins -1 on the second cluster.

Fig. 1 shows an example of a configuration in $C(4, 3, 3)$ on the network $\mathcal{G}(2, 7)$.

We further denote by $\mathbf{+1}, \mathbf{-1}$ the two homogeneous configurations on $\mathcal{G}(2, n)$ consisting of all +1 spins and all -1 spins, see **Fig. 2**. We refer to the configurations which are not globally homogeneous but are locally uniform inside each cluster as *mixed configurations* and denote them as $\pm \mathbf{1}, \mp \mathbf{1}$. Clearly, there are only 2 of them on $\mathcal{G}(2, n)$, see **Fig. 3**.




Fig. 2. Representation of the two uniform configurations $+1$ and -1 , where we depict in white (resp. black) the minus (resp. plus) spins.

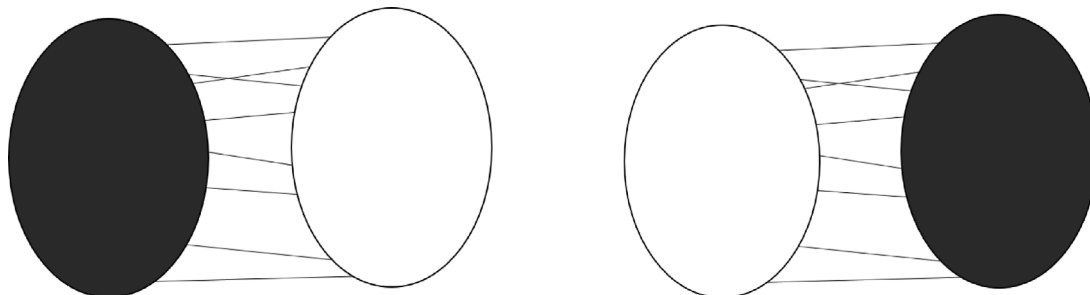


Fig. 3. Representation of the two mixed configurations ± 1 and ∓ 1 , where we depict in white (resp. black) the minus (resp. plus) spins.

2.2. Asymptotic behavior of the model in the low-temperature regime

For all values of the external magnetic field $h \in [0, 1]$, the considered Ising model exhibits a metastable behavior. In this subsection, we state our main results, which concern the analysis of the transition either from a metastable to a stable state, or between two stable states, and the description of the corresponding critical configurations. Even if refer the reader to Section 3 for the precise definitions of a stable state and a metastable state, we want to provide some intuition for them before stating the main results. A stable state is easily defined as a configuration that is a global minimum of the energy H . On the other hand, metastable states cannot be identified only by looking at the energy H , as they are intrinsically defined by the evolution of the system as those configurations in which the system resides the longest before arriving in one of the stable states. In terms of the energy landscape, the metastable states are those leaving from which the dynamics have to overcome the largest energy barrier.

In Section 2.2.1 we state our main results for the case $h = 0$, while in Section 2.2.2 those for the case $h > 0$. Our results concern the asymptotic behavior of the transition times between metastable and stable configurations in the limit as $\beta \rightarrow \infty$, as well as the identification of the so-called *gate* of critical configurations, which represents a set of configurations that will be crossed with very high probability along these transitions (cf. Section 3 for the precise definition).

2.2.1. Case $h = 0$

In this subsection we focus on the case $h = 0$, namely, there is no external magnetic field. The first result we provide is the identification of metastable and stable states, which is the subject of the following theorem.

Theorem 2.1 (Stable and Metastable States). *Let $(\mathcal{X}, Q, H, \Delta)$ be the energy landscape corresponding to the Ising model on $\mathcal{G}(2, n)$. Then, the lowest possible energy is equal to*

$$\min_{\sigma \in \mathcal{X}} H(\sigma) = -n^2 + n - |\epsilon|n. \tag{2.8}$$

The set of stable states is

$$\mathcal{X}_s = \begin{cases} \{+1, -1\} & \text{if } \epsilon > 0, \\ \{+1, -1, \pm 1, \mp 1\} & \text{if } \epsilon = 0, \\ \{\pm 1, \mp 1\} & \text{if } \epsilon < 0, \end{cases} \tag{2.9}$$

and the set of metastable states is

$$\mathcal{X}_m = \begin{cases} \{\pm 1, \mp 1\} & \text{if } \epsilon > 0, \\ \{+1, -1\} & \text{if } \epsilon < 0. \end{cases} \tag{2.10}$$

The next theorem investigates the asymptotic behavior as $\beta \rightarrow \infty$ of the tunneling time for the system started at the stable state s_1 to reach for the first time the other stable state s_2 , which we denote by $\tau_{s_2}^{s_1}$. See (3.1) for the precise definition. In order to state the theorem, we need to define

$$\Gamma_s^0 := \begin{cases} \frac{n^2}{2} + |\epsilon|n & \text{if } n \text{ is even,} \\ \frac{n^2-1}{2} + |\epsilon|(n+1) & \text{if } n \text{ is odd,} \end{cases} \tag{2.11}$$

that represents the maximal value of the energy barrier between two stable states.

Theorem 2.2 (Asymptotic Behavior of the Tunneling Time). For any $\delta > 0$ and for any $s_1, s_2 \in \mathcal{X}_s$, the following statements hold

- (i) $\lim_{\beta \rightarrow \infty} \mathbb{P}(e^{\beta(\Gamma_s^0 - \delta)} < \tau_{s_2}^{s_1} < e^{\beta(\Gamma_s^0 + \delta)}) = 1$;
- (ii) $\lim_{\beta \rightarrow \infty} \frac{1}{\beta} \log \mathbb{E} \tau_{s_2}^{s_1} = \Gamma_s^0$;
- (iii) $\frac{\tau_{s_2}^{s_1}}{\mathbb{E} \tau_{s_2}^{s_1}} \xrightarrow{d} \text{Exp}(1)$ as $\beta \rightarrow \infty$;
- (iv) there exist two constants $0 < c_1 \leq c_2 < \infty$ independent of β such that for every $\beta > 0$

$$c_1 e^{-\beta \Gamma_s^0} \leq \rho_\beta \leq c_2 e^{-\beta \Gamma_s^0}, \tag{2.12}$$

where ρ_β is the spectral gap of the Markov process.

Remark 2.3. We note that Theorem 2.2(iv) implies that

$$\lim_{\beta \rightarrow \infty} \frac{1}{\beta} \log t_{\text{mix}}(\gamma) = \Gamma_s^0 = \lim_{\beta \rightarrow \infty} -\frac{1}{\beta} \log \rho_\beta, \tag{2.13}$$

where $t_{\text{mix}}(\gamma)$ is the mixing time of the Markov process, which quantifies how long it takes the empirical distribution of the process to get close to the stationary distribution (see Section 3 for the precise definition).

The last result of this section concerns the description of a gate for the transition between the stable states s_1 and s_2 . To this end, if n is odd, we define

$$C_{\text{odd}}^* := \begin{cases} C\left(\frac{n+1}{2}, 0, 0\right) \cup C\left(0, \frac{n+1}{2}, 0\right) \cup C\left(n, \frac{n-1}{2}, \frac{n-1}{2}\right) \cup C\left(\frac{n-1}{2}, n, \frac{n-1}{2}\right) & \text{if } \epsilon \geq 0, \\ C\left(\frac{n-1}{2}, 0, 0\right) \cup C\left(0, \frac{n-1}{2}, 0\right) \cup C\left(n, \frac{n+1}{2}, \frac{n+1}{2}\right) \cup C\left(\frac{n+1}{2}, n, \frac{n+1}{2}\right) & \text{if } \epsilon < 0, \end{cases} \tag{2.14}$$

otherwise if n is even, we define

$$C_{\text{even}}^* := C\left(\frac{n}{2}, 0, 0\right) \cup C\left(0, \frac{n}{2}, 0\right) \cup C\left(n, \frac{n}{2}, \frac{n}{2}\right) \cup C\left(\frac{n}{2}, n, \frac{n}{2}\right). \tag{2.15}$$

Theorem 2.4 (Gate for the Tunneling Transition). If n is even (resp. odd), the set C_{even}^* (resp. C_{odd}^*) is a gate for the transition from s_1 to s_2 for any $s_1, s_2 \in \mathcal{X}_s$.

2.2.2. Case $h > 0$

In this subsection, we focus on the case $h > 0$, which describes the situation in which there is a positive external magnetic field that favors plus spins. Moreover, we assume that $0 < h \leq 1$ in order to avoid the energetical contribution of the external magnetic field prevails over the binding energies associated with internal edges. As it will be clear later, the dynamical behavior of the system is different in the two cases $0 < h \leq |\epsilon| \leq 1$ and $0 \leq |\epsilon| < h \leq 1$, especially when $\epsilon < 0$. Indeed, this corresponds to a different ‘‘importance’’ given to the cross-edges and the external magnetic field. The first result we provide is the identification of metastable and stable states, which is the subject of the following theorem.

Theorem 2.5 (Stable and Metastable States). Let $(\mathcal{X}, Q, H, \Delta)$ be the energy landscape corresponding to the Ising model on $\mathcal{G}(2, n)$. Then, the lowest possible energy is equal to

$$\min_{\sigma \in \mathcal{X}} H(\sigma) = \begin{cases} -n^2 + n - \epsilon n - 2hn & \text{if } 0 \leq \epsilon \leq 1 \text{ or } 0 < -\epsilon < h \leq 1, \\ -n^2 + n + \epsilon n & \text{if } 0 < h \leq -\epsilon \leq 1. \end{cases} \tag{2.16}$$

The set of stable states is

$$\mathcal{X}_s = \begin{cases} \{+1\} & \text{if } 0 \leq \epsilon \leq 1 \text{ or } 0 < -\epsilon < h \leq 1, \\ \{+1, \pm 1, \mp 1\} & \text{if } h = -\epsilon, \\ \{\pm 1, \mp 1\} & \text{if } 0 < h < -\epsilon \leq 1, \end{cases} \tag{2.17}$$

and the set of metastable states is

$$\mathcal{X}_m = \begin{cases} \{-1\} & \text{if } 0 \leq \epsilon \leq 1 \text{ or } h = -\epsilon, \\ \{\pm 1, \mp 1\} & \text{if } 0 < -\epsilon < h \leq 1, \\ \{+1\} & \text{if } 0 < h < -\epsilon \leq 1. \end{cases} \tag{2.18}$$

The next theorems investigate the asymptotic behavior as $\beta \rightarrow \infty$ of the tunneling time (resp. transition time to the stable state) for the system started at the stable state s_1 (resp. metastable state m) to reach for the first time the other stable state s_2 (resp. the stable state s) if $0 < h < -\epsilon \leq 1$ (resp. if $0 \leq \epsilon \leq 1$ or $0 < -\epsilon < h \leq 1$). See (3.1) for the precise definition. In order to state the theorems, we need to define:

$$\Gamma_m^1 := \begin{cases} \frac{n^2}{2} + n(\epsilon - h) & \text{if } n \text{ is even,} \\ \frac{n^2-1}{2} + (n+1)(\epsilon - h) & \text{if } n \text{ is odd and } 0 < h \leq \epsilon \leq 1, \\ \frac{n^2-1}{2} + (n-1)(\epsilon - h) & \text{if } n \text{ is odd and } 0 \leq \epsilon < h \leq 1, \end{cases} \tag{2.19}$$

$$\Gamma_m^2 := \begin{cases} \frac{n^2}{2} - n(\epsilon + h) & \text{if } n \text{ is even,} \\ \frac{n^2-1}{2} - (n-1)(\epsilon + h) & \text{if } n \text{ is odd,} \end{cases} \tag{2.20}$$

$$\Gamma_s^h := \begin{cases} \frac{n^2}{2} + n(h - \epsilon) & \text{if } n \text{ is even and } 0 < h - \epsilon < 1, \\ \frac{n^2-4}{2} + (n+2)(h - \epsilon) & \text{if } n \text{ is even and } 1 \leq h - \epsilon < 2, \\ \frac{n^2-1}{2} + (n+1)(h - \epsilon) & \text{if } n \text{ is odd.} \end{cases} \tag{2.21}$$

that represent the maximal values of the energy barrier between the set of metastable states to the set of stable states or between two stable states.

Theorem 2.6 (Asymptotic Behavior of the Tunneling Time). *If $0 < h < -\epsilon \leq 1$, for any $\delta > 0$ and for any $s_1, s_2 \in \mathcal{X}_s$, the following statements hold*

- (i) $\lim_{\beta \rightarrow \infty} \mathbb{P}(e^{\beta(\Gamma_s^h - \delta)} < \tau_{s_2}^{s_1} < e^{\beta(\Gamma_s^h + \delta)}) = 1$;
- (ii) $\lim_{\beta \rightarrow \infty} \frac{1}{\beta} \log \mathbb{E} \tau_{s_2}^{s_1} = \Gamma_s^h$;
- (iii) $\frac{\tau_{s_2}^{s_1}}{\mathbb{E} \tau_{s_2}^{s_1}} \xrightarrow{d} \text{Exp}(1)$ as $\beta \rightarrow \infty$;
- (iv) there exist two constants $0 < c_1 \leq c_2 < \infty$ independent of β such that for every $\beta > 0$

$$c_1 e^{-\beta \Gamma_s^h} \leq \rho_\beta \leq c_2 e^{-\beta \Gamma_s^h}, \tag{2.22}$$

where ρ_β is the spectral gap of the Markov process.

If $0 \leq \epsilon \leq 1$ we set $\Gamma_m^* = \Gamma_m^1$, whereas if $0 < -\epsilon < h \leq 1$ we set $\Gamma_m^* = \Gamma_m^2$.

Theorem 2.7 (Asymptotic Behavior of the Transition Time). *If $0 \leq \epsilon \leq 1$ or $0 < -\epsilon < h \leq 1$, for any $\delta > 0$, for $m \in \mathcal{X}_m$ and $s \in \mathcal{X}_s$, the following statements hold*

- (i) $\lim_{\beta \rightarrow \infty} \mathbb{P}(e^{\beta(\Gamma_m^* - \delta)} < \tau_s^m < e^{\beta(\Gamma_m^* + \delta)}) = 1$;
- (ii) $\lim_{\beta \rightarrow \infty} \frac{1}{\beta} \log \mathbb{E} \tau_s^m = \Gamma_m^*$;
- (iii) $\frac{\tau_s^m}{\mathbb{E} \tau_s^m} \xrightarrow{d} \text{Exp}(1)$ as $\beta \rightarrow \infty$;
- (iv) there exist two constants $0 < c_1 \leq c_2 < \infty$ independent of β such that for every $\beta > 0$

$$c_1 e^{-\beta \Gamma_m^*} \leq \rho_\beta \leq c_2 e^{-\beta \Gamma_m^*}, \tag{2.23}$$

where ρ_β is the spectral gap of the Markov process.

Remark 2.8. We note that Theorem 2.6(iv) implies that

$$\lim_{\beta \rightarrow \infty} \frac{1}{\beta} \log t_{\text{mix}}(\gamma) = \Gamma_s^h = \lim_{\beta \rightarrow \infty} -\frac{1}{\beta} \log \rho_\beta, \tag{2.24}$$

where $t_{\text{mix}}(\gamma)$ is the mixing time of the Markov process (see Section 3 for the precise definition). Analogously, a similar result can be also derived for Γ_m^* from Theorem 2.7(iv).

The last main result of this section concerns the description of a gate for the transition between the stable states s_1 and s_2 (resp. between the metastable state m and the stable state s) if $0 < h < -\epsilon \leq 1$ (resp. if $0 \leq \epsilon \leq 1$ or $0 < -\epsilon < h \leq 1$). To this end, we need the following definitions.

If $0 \leq \epsilon \leq 1$, we define

$$C_1^* := \begin{cases} C\left(\frac{n+1}{2}, 0, 0\right) \cup C\left(0, \frac{n+1}{2}, 0\right) & \text{if } n \text{ is odd and } 0 < h \leq \epsilon \leq 1, \\ C\left(\frac{n-1}{2}, 0, 0\right) \cup C\left(0, \frac{n-1}{2}, 0\right) & \text{if } n \text{ is odd and } 0 \leq \epsilon < h \leq 1, \\ C\left(\frac{n}{2}, 0, 0\right) \cup C\left(0, \frac{n}{2}, 0\right) & \text{if } n \text{ is even.} \end{cases} \quad (2.25)$$

If $0 < -\epsilon < h \leq 1$, we define

$$C_2^* := \begin{cases} C\left(n, \frac{n-1}{2}, \frac{n-1}{2}\right) & \text{if } n \text{ is odd,} \\ C\left(n, \frac{n}{2}, \frac{n}{2}\right) & \text{if } n \text{ is even.} \end{cases} \quad (2.26)$$

If $0 < h < -\epsilon \leq 1$, we define

$$C_3^* := \begin{cases} C\left(\frac{n-1}{2}, 0, 0\right) \cup C\left(0, \frac{n-1}{2}, 0\right) & \text{if } n \text{ is odd,} \\ C\left(\frac{n}{2}, 0, 0\right) \cup C\left(0, \frac{n}{2}, 0\right) & \text{if } n \text{ is even and } 0 < h - \epsilon < 1, \\ C\left(\frac{n-2}{2}, 0, 0\right) \cup C\left(0, \frac{n-2}{2}, 0\right) & \text{if } n \text{ is even and } 1 \leq h - \epsilon < 2. \end{cases} \quad (2.27)$$

Theorem 2.9 (*Gate for the Transition*). *If $0 \leq \epsilon \leq 1$ (resp. $0 < -\epsilon < h \leq 1$), the set C_1^* (resp. C_2^*) is a gate for the transition from the metastable state m to the stable state s . If $0 < h < -\epsilon \leq 1$, the set C_3^* is a gate for the transition from s_1 to s_2 for any $s_1, s_2 \in \{\pm 1, \mp 1\}$.*

3. Model-independent definitions and preliminaries

In this section, we provide the definitions and the notation that will be useful throughout the paper, together with some preliminary results concerning the energetical properties of the configurations.

Paths, hitting, and mixing times

- A *path* ω is a sequence $\omega = (\omega_1, \dots, \omega_k)$, with $k \in \mathbb{N}$, $\omega_i \in \mathcal{X}$ and $P(\omega_i, \omega_{i+1}) > 0$ for $i = 1, \dots, k - 1$. We write $\omega: \eta \rightarrow \eta'$ to denote a path from η to η' , namely with $\omega_1 = \eta$, $\omega_k = \eta'$.
- Given a non-empty set $\mathcal{A} \subset \mathcal{X}$ and a state $\sigma \in \mathcal{X}$, we define the *first-hitting time* of \mathcal{A} with initial state σ at time $t = 0$ as

$$\tau_{\mathcal{A}}^{\sigma} := \min\{t \geq 0 : X_t \in \mathcal{A} | X_0 = \sigma\}. \quad (3.1)$$

- We define the *mixing time* as

$$t_{\text{mix}}(\gamma) := \min\{n \geq 0 : \max_{\sigma \in \mathcal{X}} \|P_n(\sigma, \cdot) - \mu(\cdot)\|_{TV} \leq \gamma\}, \quad (3.2)$$

where $\|v - v'\|_{TV} := \frac{1}{2} \sum_{\sigma \in \mathcal{X}} |v(\sigma) - v'(\sigma)|$ for any two probability distributions v, v' on \mathcal{X} . Moreover, the *spectral gap* of the Markov chain is defined as

$$\rho_{\beta} := 1 - a_{\beta}^{(2)}, \quad (3.3)$$

where $1 = a_{\beta}^{(1)} > a_{\beta}^{(2)} \geq \dots \geq a_{\beta}^{(|\mathcal{X}|)} \geq -1$ are the eigenvalues of the matrix $(P(\sigma, \eta))_{\sigma, \eta \in \mathcal{X}}$ defined in (2.3).

Communication height, stability level, stable and metastable states

- The *communication height* between a pair $\eta, \eta' \in \mathcal{X}$ is

$$\Phi(\eta, \eta') := \min_{\omega: \eta \rightarrow \eta'} \max_{\zeta \in \omega} H(\zeta). \quad (3.4)$$

- We call *stability level* of a state $\zeta \in \mathcal{X}$ the energy barrier

$$V_{\zeta} := \Phi(\zeta, \mathcal{I}_{\zeta}) - H(\zeta), \quad (3.5)$$

where \mathcal{I}_{ζ} is the set of states with energy below $H(\zeta)$:

$$\mathcal{I}_{\zeta} := \{\eta \in \mathcal{X} : H(\eta) < H(\zeta)\}. \quad (3.6)$$

We set $V_{\zeta} := \infty$ if \mathcal{I}_{ζ} is empty.

- The set of *stable states* is the set of the global minima of the Hamiltonian and we denote it by \mathcal{X}_s . Moreover, for any $s_1, s_2 \in \mathcal{X}_s$, we set $\Gamma_s := \Phi(s_1, s_2) - H(s_1)$.

- The set of metastable states is given by

$$\mathcal{X}_m := \{\eta \in \mathcal{X} : V_\eta = \max_{\zeta \in \mathcal{X} \setminus \mathcal{X}_s} V_\zeta\}. \tag{3.7}$$

We denote by

$$\Gamma_m := \max_{\zeta \in \mathcal{X} \setminus \mathcal{X}_s} V_\zeta \tag{3.8}$$

the maximum stability level, namely the stability level of the states in \mathcal{X}_m . We note that $\Gamma_m = \Phi(m, s) - H(m)$, where $m \in \mathcal{X}_m$ and $s \in \mathcal{X}_s$.

Optimal paths, saddles, and gates

- We denote by $(\eta \rightarrow \eta')_{opt}$ the set of optimal paths as the set of all paths from η to η' realizing the min-max in \mathcal{X} , i.e.,

$$(\eta \rightarrow \eta')_{opt} := \{\omega : \eta \rightarrow \eta' \text{ such that } \max_{\xi \in \omega} H(\xi) = \Phi(\eta, \eta')\}. \tag{3.9}$$

- The set of minimal saddles between $\eta, \eta' \in \mathcal{X}$ is defined as

$$\mathcal{S}(\eta, \eta') := \{\zeta \in \mathcal{X} : \exists \omega \in (\eta \rightarrow \eta')_{opt}, \omega \ni \zeta \text{ such that } \max_{\xi \in \omega} H(\xi) = H(\zeta)\}. \tag{3.10}$$

- Given a pair $\eta, \eta' \in \mathcal{X}$, we say that $\mathcal{W} \equiv \mathcal{W}(\eta, \eta')$ is a gate for the transition $\eta \rightarrow \eta'$ if $\mathcal{W}(\eta, \eta') \subseteq \mathcal{S}(\eta, \eta')$ and $\omega \cap \mathcal{W} \neq \emptyset$ for all $\omega \in (\eta \rightarrow \eta')_{opt}$. In words, a gate is a subset of $\mathcal{S}(\eta, \eta')$ that is visited by all optimal paths.

We conclude this section by providing some useful lemmas concerning the energetical properties of the configurations in $C(p_1, p_2, a)$, which will be used in the rest of the paper.

Lemma 3.1 (Energy of the Configurations in $C(p_1, p_2, a)$). For any $\sigma \in C(p_1, p_2, a)$, it holds that

$$H(\sigma) = n - \epsilon n - 2 \left(p_1 - \frac{n}{2}\right)^2 - 2 \left(p_2 - \frac{n}{2}\right)^2 - 2\epsilon(2a - p_1 - p_2) - 2h(p_1 + p_2 - n). \tag{3.11}$$

Proof. Let $\sigma \in C(p_1, p_2, a)$. Note that in the first cluster there are $\binom{p_1}{2}$ (resp. $\binom{n-p_1}{2}$) internal edges between plus (resp. minus) spins, whereas there are $p_1(n-p_1)$ internal edges between plus and minus spins. By symmetry, analogous relations can be derived for the second cluster. Moreover, there are $n + 2a - p_1 - p_2$ (resp. $p_1 + p_2 - 2a$) cross edges between spins of the same (resp. different) type and $p_1 + p_2$ plus spins in $\mathcal{G}(2, n)$. Thus, by using (2.2) we deduce

$$\begin{aligned} H(\sigma) &= -\frac{(n-p_1)(n-p_1-1)}{2} - \frac{p_1(p_1-1)}{2} - \frac{(n-p_2)(n-p_2-1)}{2} - \frac{p_2(p_2-1)}{2} \\ &\quad + p_1(n-p_1) + p_2(n-p_2) - \epsilon(n+4a-2p_1-2p_2) - 2h(p_1+p_2-n) \\ &= n - \epsilon n - 2 \left(p_1 - \frac{n}{2}\right)^2 - 2 \left(p_2 - \frac{n}{2}\right)^2 - 2\epsilon(2a - p_1 - p_2) - 2h(p_1 + p_2 - n). \quad \square \end{aligned} \tag{3.12}$$

From now on, we define up-flip (resp. down-flip) as the move consisting in flipping a minus (resp. plus) spin in a plus (resp. minus) spin.

Lemma 3.2 (Energy Difference for an Up-Flip). Let $\sigma_1 \in C(p_1, p_2, a_1)$ and let $\sigma_2 \in C(p_1 + i, p_2 + j, a_2)$, with $i, j \in \{0, 1\}$ such that $i \neq j$. Then,

$$H(\sigma_2) - H(\sigma_1) = \begin{cases} 2(n-1-2p_1+\epsilon-h) & \text{if } i=1, p_1 \leq n-1 \text{ and } a_2 = a_1, \\ 2(n-1-2p_1-\epsilon-h) & \text{if } i=1, p_1 \leq n-1 \text{ and } a_2 = a_1+1, \\ 2(n-1-2p_2+\epsilon-h) & \text{if } j=1, p_2 \leq n-1 \text{ and } a_2 = a_1, \\ 2(n-1-2p_2-\epsilon-h) & \text{if } j=1, p_2 \leq n-1 \text{ and } a_2 = a_1+1. \end{cases} \tag{3.13}$$

Proof. In the case $i = 1$ and $p_1 \leq n - 1$, by using (3.11), we directly get

$$H(\sigma_2) - H(\sigma_1) = 2(n-1-2p_1+2\epsilon a_1-2\epsilon a_2+\epsilon-h) = \begin{cases} 2(n-1-2p_1+\epsilon-h) & \text{if } a_2 = a_1, \\ 2(n-1-2p_1-\epsilon-h) & \text{if } a_2 = a_1+1. \end{cases} \tag{3.14}$$

By symmetry, we get the claim also in the case $j = 1$ and $p_2 \leq n - 1$. \square

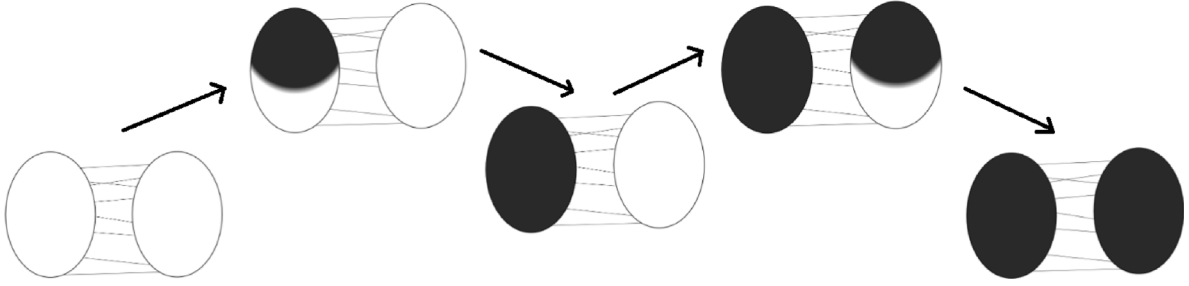


Fig. 4. A schematic representation of the reference path $\bar{\omega}$ with the saddles, the metastable and stable states that it crosses. We depict the minus (resp. plus) spins in white (resp. black).

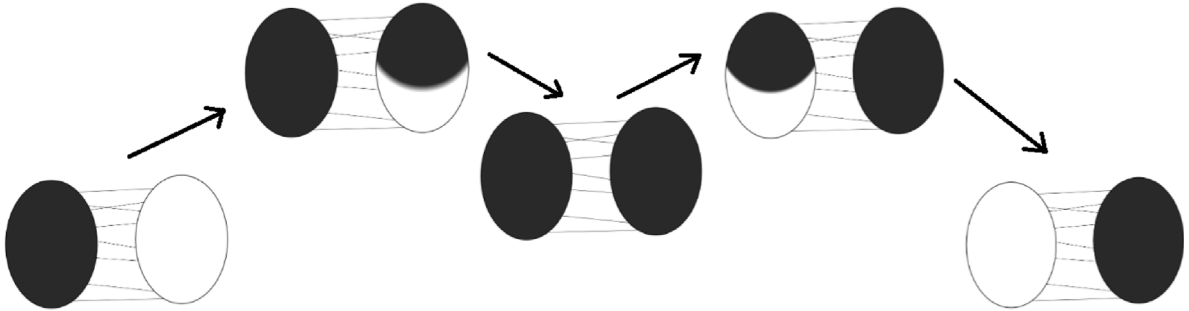


Fig. 5. A schematic representation of the reference path $\hat{\omega}$ with the saddles, the metastable and stable states that it crosses. We depict the minus (resp. plus) spins in white (resp. black).

Lemma 3.3 (Energy Difference for a Down-Flip). Let $\sigma_1 \in C(p_1, p_2, a_1)$, $\sigma_2 \in C(p_1 - i, p_2 - j, a_2)$, with $i, j \in \{0, 1\}$ such that $i \neq j$. Then,

$$H(\sigma_2) - H(\sigma_1) = \begin{cases} -2(n + 1 - 2p_1 + \epsilon - h) & \text{if } i = 1, p_1 \geq 1 \text{ and } a_2 = a_1, \\ -2(n + 1 - 2p_1 - \epsilon - h) & \text{if } i = 1, p_1 \geq 1 \text{ and } a_2 = a_1 - 1, \\ -2(n + 1 - 2p_2 + \epsilon - h) & \text{if } j = 1, p_2 \geq 1 \text{ and } a_2 = a_1, \\ -2(n + 1 - 2p_2 - \epsilon - h) & \text{if } j = 1, p_2 \geq 1 \text{ and } a_2 = a_1 - 1. \end{cases} \quad (3.15)$$

Proof. By proceeding as in the proof of Lemma 3.3, we get the claim. \square

Since the configurations in $C(p_1, p_2, a)$ have all the same energy, see Lemma 3.1, with a slight abuse of notation in the rest of the paper we denote their energy value by $H(p_1, p_2, a)$.

4. Proof of the main results: case $h = 0$

4.1. Reference paths

If $\epsilon \geq 0$, we define a reference path $\bar{\omega}$ from -1 to $+1$, while if $\epsilon < 0$ we define a path $\hat{\omega}$ from ± 1 to ∓ 1 . In words, these paths are constructed in the following way. The path $\bar{\omega}$, which starts from -1 , consists in flipping one by one the minus spins in one community until the path reaches either ± 1 or ∓ 1 and afterward the remaining minuses are flipped one by one until the path reaches $+1$ (see Fig. 4). The construction of the path $\hat{\omega}$ is made in a similar way (see Fig. 5).

Definition 4.1 (Reference Paths). If $\epsilon \geq 0$, we define $\bar{\omega} : -1 \rightarrow +1$ as the path $(\bar{\omega}_k)_{k=0}^{2n}$ such that

$$\bar{\omega}_k \in C(k, 0, 0) \text{ and } \bar{\omega}_{n+k} \in C(n, k, k), \quad \text{for any } k = 0, \dots, n. \quad (4.1)$$

If $\epsilon < 0$, we define $\hat{\omega} : \pm 1 \rightarrow \mp 1$ as the path $(\hat{\omega}_k)_{k=0}^{2n}$ such that

$$\hat{\omega}_k \in C(n, k, k) \text{ and } \hat{\omega}_{n+k} \in C(n - k, n, n - k), \quad \text{for any } k = 0, \dots, n. \quad (4.2)$$

Lemma 4.2 (Maximal Energy on the Reference Paths). Let $\bar{\omega} : -\mathbf{1} \rightarrow +\mathbf{1}$ and $\hat{\omega} : \pm\mathbf{1} \rightarrow \mp\mathbf{1}$ be the paths given in Definition 4.1. Then,

$$\Phi_{\bar{\omega}} = \begin{cases} H(\bar{\omega}_{\frac{n}{2}}) = H(\bar{\omega}_{n+\frac{n}{2}}) = n - \frac{n^2}{2} & \text{if } n \text{ is even,} \\ H(\bar{\omega}_{\frac{n+1}{2}}) = H(\bar{\omega}_{n+\frac{n-1}{2}}) = n - \frac{n^2+1}{2} + \epsilon & \text{if } n \text{ is odd,} \end{cases} \tag{4.3}$$

and

$$\Phi_{\hat{\omega}} = \begin{cases} H(\hat{\omega}_{\frac{n}{2}}) = H(\hat{\omega}_{n+\frac{n}{2}}) = n - \frac{n^2}{2} - \epsilon n & \text{if } n \text{ is even,} \\ H(\hat{\omega}_{\frac{n+1}{2}}) = H(\hat{\omega}_{n+\frac{n-1}{2}}) = n - \frac{n^2+1}{2} - \epsilon & \text{if } n \text{ is odd.} \end{cases} \tag{4.4}$$

Proof. Since $H(C(n-k, n, n-k)) = H(C(k, 0, 0))$, it suffices to study the maxima of the energy along the path $\bar{\omega}$ connecting $-\mathbf{1}$ and $+\mathbf{1}$. From (3.11) and (4.1), we have

$$\begin{aligned} H(\bar{\omega}_k) &= -n^2 + n + 2kn - 2k^2 + 2k\epsilon - n\epsilon, \\ H(\bar{\omega}_{n+k}) &= -n^2 + n + 2kn - 2k^2 - 2k\epsilon + n\epsilon, \end{aligned} \tag{4.5}$$

for any $k = 0, \dots, n$. By deriving both equations in (4.5) with respect to k , we have that the maxima of the energy along the path $\bar{\omega}$ are $H(\bar{\omega}_{\frac{n+\epsilon}{2}})$ and $H(\bar{\omega}_{n+\frac{n-\epsilon}{2}})$. This means that on the first part of the path $(\bar{\omega}_k)_{k=0}^n$ the maximum is reached at the critical value $k_1^* = \frac{n+\epsilon}{2}$, while on the second part of the path $(\bar{\omega}_{k+n})_{k=0}^n$ the maximum is reached at the critical value $k_2^* = \frac{n-\epsilon}{2}$.

Let us focus on the value k_1^* . Note that $H(\bar{\omega}_k)$ is a concave parabola in k , which is symmetric with respect to k_1^* . Since we are interested in finding the integer value of k in which this maximum is achieved, we need to compare the distances $k_1^* - \lfloor k_1^* \rfloor$ and $\lceil k_1^* \rceil - k_1^*$. The minimal distance indicates the value we are interested in. Consider now the case $\epsilon \geq 0$, thus

$$\begin{aligned} \lfloor k_1^* \rfloor &= \begin{cases} \frac{n}{2} & \text{if } n \text{ is even,} \\ \frac{n-1}{2} & \text{if } n \text{ is odd and } 0 \leq \epsilon < 1, \\ \frac{n+1}{2} & \text{if } n \text{ is odd and } \epsilon = 1, \end{cases} \\ \lceil k_1^* \rceil &= \begin{cases} \frac{n}{2} + 1 & \text{if } n \text{ is even,} \\ \frac{n+1}{2} & \text{if } n \text{ is odd and } 0 \leq \epsilon < 1, \\ \frac{n+3}{2} & \text{if } n \text{ is odd and } \epsilon = 1, \end{cases} \end{aligned} \tag{4.6}$$

and

$$\begin{aligned} \lfloor k_2^* \rfloor &= \begin{cases} \frac{n}{2} - 1 & \text{if } n \text{ is even,} \\ \frac{n-1}{2} & \text{if } n \text{ is odd,} \end{cases} \\ \lceil k_2^* \rceil &= \begin{cases} \frac{n}{2} & \text{if } n \text{ is even,} \\ \frac{n+1}{2} & \text{if } n \text{ is odd.} \end{cases} \end{aligned} \tag{4.7}$$

Assume n even. Since $\lfloor \frac{n+\epsilon}{2} \rfloor = \frac{n}{2}$ and $\lceil \frac{n+\epsilon}{2} \rceil = \frac{n}{2} + 1$, we have that $k_1^* - \lfloor k_1^* \rfloor = \frac{\epsilon}{2} \leq 1 - \frac{\epsilon}{2} = \lceil k_1^* \rceil - k_1^*$ and therefore the maximum is achieved in $H(\bar{\omega}_{\frac{n}{2}})$. By arguing similarly for n odd and k_2^* , we get the claim for $\epsilon \geq 0$. Since $H(\bar{\omega}_k) = H(\hat{\omega}_{n+k})$ and $H(\bar{\omega}_{n+k}) = H(\hat{\omega}_k)$ for any $k = 0, \dots, n$, the case $\epsilon < 0$ can be studied in a similar way. Note that for $\epsilon < 0$ the values $\lfloor k_i^* \rfloor$ and $\lceil k_i^* \rceil$, with $i = 1, 2$, are different from the case $\epsilon > 0$. \square

Proposition 4.3 (Upper Bounds). Let $(\mathcal{X}, Q, H, \Delta)$ be the energy landscape corresponding to the Ising model on $\mathcal{G}(2, n)$, then $\Gamma_s^* \leq \Gamma_s^0$, where Γ_s^0 is defined in (2.11).

Proof. By using (2.8) and Lemma 4.2, we get the claim. \square

4.2. Lower bounds

For every $p \in \{0, \dots, 2n\}$, define the manifold $\mathcal{C}(p) \subset \mathcal{X}$ as the subset of configurations in \mathcal{X} with exactly p plus spins, that is $\mathcal{C}(p) := \{\sigma \in \mathcal{X} : \sum_{i \in V} \mathbf{1}_{\{\sigma_i = +1\}} = p\}$, see Fig. 6 for an example. By fixing the number of plus spins in each of the two clusters and using the notation introduced in Section 2.1, the manifold $\mathcal{C}(p)$ can be decomposed as

$$\mathcal{C}(p) = \bigcup_{\substack{0 \leq p_1, p_2 \leq n \\ p_1 + p_2 = p}} \mathcal{C}(p_1, p_2, a).$$

Assuming the current state $\sigma \in \mathcal{C}(p)$ for some p , since we consider a single-flip dynamics, every nontrivial update will lead to new state σ' that belongs to either $\mathcal{C}(p-1)$ or $\mathcal{C}(p+1)$.

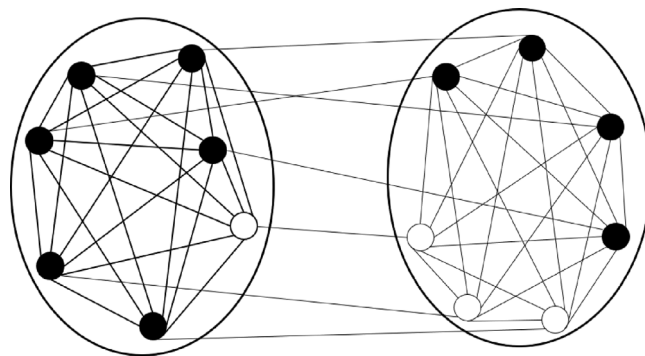


Fig. 6. Example of a configuration σ on the network $\mathcal{G}(2, 7)$ that belongs to the manifold $\mathcal{C}(10)$, since it has $p = 10$ plus spins, specifically $p_1 = 6$ in the first cluster and $p_2 = 4$ in the second cluster (+1/-1 spins are colored in black/white, respectively).

Proposition 4.4 (Local Minima). For every $n \geq 2$ and $|\epsilon| \leq 1$, regardless of the sign of ϵ , the minimum value of the energy H on the manifold $\mathcal{C}(p)$ is given by

$$H(p) := \min_{\sigma \in \mathcal{C}(p)} H(\sigma) = \begin{cases} n - (p - n)^2 - p^2 - \epsilon(n - 2p) & \text{if } 0 \leq p \leq n, \\ n - (2n - p)^2 - (p - n)^2 - \epsilon(2p - 3n) & \text{if } n \leq p \leq 2n. \end{cases} \tag{4.8}$$

Furthermore, if $0 \leq p \leq n$, the minimum is achieved on the subsets $\mathcal{C}(p, 0, 0)$ and $\mathcal{C}(0, p, 0)$, while if $n \leq p \leq 2n$, the minimum is achieved on the subsets $\mathcal{C}(n, p - n, p - n)$ and $\mathcal{C}(p - n, n, p - n)$.

Proof. For every fix p , one has to consider all the subsets $\mathcal{C}(p_1, p_2, a)$ which partition $\mathcal{C}(p)$. In view of (3.11), we need to solve the quadratic optimization problem:

$$\min_{\sigma \in \mathcal{C}(p)} H(\sigma) = n + \epsilon(2p - n) + \min_{\substack{p_1, p_2, a \\ 0 \leq p_1, p_2 \leq n \\ p_1 + p_2 = p \\ \max\{0, p-n\} \leq a \leq \min\{p_1, p_2\}}} \left(-2 \left(p_1 - \frac{n}{2} \right)^2 - 2 \left(p_2 - \frac{n}{2} \right)^2 - 4\epsilon a \right). \tag{4.9}$$

If $\epsilon > 0$, it is clear from (4.9) that a should be as large as possible to achieve a possibly lower energy. Without loss of generality, we may assume that $p_1 \leq p_2$ and substituting $a = \min\{p_1, p_2\} = p_1$ and then $p_2 = p - p_1$, we have

$$\min_{\sigma \in \mathcal{C}(p)} H(\sigma) = n - \epsilon(n - 2p) + \min_{\substack{p_1 \\ \max\{0, p-n\} \leq p_1 \leq p/2}} \left(-2 \left(p_1 - \frac{n}{2} \right)^2 - 2 \left(p - p_1 - \frac{n}{2} \right)^2 - 4\epsilon p_1 \right). \tag{4.10}$$

Let us define $f(p_1) := \left(-2 \left(p_1 - \frac{n}{2} \right)^2 - 2 \left(p - p_1 - \frac{n}{2} \right)^2 - 4\epsilon p_1 \right)$. Recall that p is only a fixed parameter, so $f(p_1)$ single-variable concave function of p_1 , which will then achieve its minimum value at the boundary points. The inequality $p_1 \leq p/2$ follows from the assumptions $p_1 + p_2 = p$ and $p_1 \leq p_2$. Recall that $p \leq 2n$ and let us distinguish two cases:

(a) If $0 \leq p \leq n$, then the boundary points to consider are $p_1 \in \{0, \lfloor p/2 \rfloor\}$, at which the function $f(p_1)$ attains the following values

$$\begin{aligned} f(0) &= -n^2 - 2p^2 + 2np, \\ f(\lfloor \frac{p}{2} \rfloor) &= \begin{cases} -n^2 - p^2 + 2np - 2\epsilon p & \text{if } p \text{ is even,} \\ -n^2 - p^2 + 2np - 2\epsilon p + 2\epsilon - 1 & \text{if } p \text{ is odd.} \end{cases} \end{aligned} \tag{4.11}$$

By a direct computation, it follows that $f(0) \leq f(\lfloor \frac{p}{2} \rfloor)$ either whenever $\epsilon \leq \frac{p}{2}$ if p is even, or whenever $\epsilon \leq \frac{p+1}{2}$ if p is odd. From now on, we consider separately the three following cases.

If $p = 0$, we obtain that $f(\lfloor \frac{p}{2} \rfloor) = f(0)$ and therefore, by using (4.10),

$$\min_{\sigma \in \mathcal{C}(0)} H(\sigma) = n - n^2 - \epsilon n. \tag{4.12}$$

If $p = 1$, we obtain that $f(\lfloor \frac{p}{2} \rfloor) = f(0)$ and therefore, by using (4.10),

$$\min_{\sigma \in \mathcal{C}(1)} H(\sigma) = 3n - n^2 - \epsilon n + 2\epsilon - 2. \tag{4.13}$$

If $2 \leq p \leq n$, since $|\epsilon| \leq 1$, we have that $f(0) \leq f(\lfloor \frac{p}{2} \rfloor)$. Thus, by using (4.10),

$$\min_{\sigma \in \mathcal{C}(p), 2 \leq p \leq n} H(\sigma) = n - (p - n)^2 - p^2 - \epsilon(n - 2p). \tag{4.14}$$

(b) If $n \leq p \leq 2n$, then the boundary points to consider are $p_1 \in \{p - n, \lfloor p/2 \rfloor\}$, at which the function $f(p_1)$ attains the following values

$$f(p - n) = -5n^2 - 2p^2 + 6np - 4\epsilon p + 4\epsilon n, \\ f(\lfloor \frac{p}{2} \rfloor) = \begin{cases} -n^2 - p^2 + 2np - 2\epsilon p & \text{if } p \text{ is even,} \\ -n^2 - p^2 + 2np - 2\epsilon p + 2\epsilon - 1 & \text{if } p \text{ is odd.} \end{cases} \tag{4.15}$$

By a direct computation, it follows that $f(p - n) \leq f(\lfloor \frac{p}{2} \rfloor)$ either whenever $\epsilon \leq n - \frac{p}{2}$ if p is even, or whenever $\epsilon \leq n - \frac{p-1}{2}$ if p is odd. From now on, we consider separately the three following cases.

If $n \leq p \leq 2n - 2$, since $|\epsilon| \leq 1$, we have that $f(p - n) \leq f(\lfloor \frac{p}{2} \rfloor)$. Thus, by using (4.10),

$$\min_{\sigma \in C(p), n \leq p \leq 2n-2} H(\sigma) = n - (2n - p)^2 - (p - n)^2 - \epsilon(2p - 3n). \tag{4.16}$$

If $p = 2n - 1$, we obtain that $f(\lfloor \frac{p}{2} \rfloor) = f(n - 1)$. Thus, by using (4.10),

$$\min_{\sigma \in C(2n-1)} H(\sigma) = 3n - n^2 - \epsilon n + 2\epsilon - 2. \tag{4.17}$$

If $p = 2n$, we obtain that $f(\lfloor \frac{p}{2} \rfloor) = f(n)$. Thus, by using (4.10),

$$\min_{\sigma \in C(2n)} H(\sigma) = n - n^2 - \epsilon n. \tag{4.18}$$

From the calculations above, it is easy to deduce that if $0 \leq p \leq n$, the minimum is achieved on the subsets $C(p, 0, 0)$ and $C(0, p, 0)$, while if $n \leq p \leq 2n$, the minimum is achieved on the subsets $C(n, p - n, p - n)$ and $C(p - n, n, p - n)$.

If $\epsilon < 0$, it is clear from (4.9) that a should be as small as possible to achieve a possibly lower energy. As before, without loss of generality, we assume that $p_1 \leq p_2$ and we substitute $p_2 = p - p_1$ in (4.9). We need to distinguish two cases depending on the value of p .

(a) If $0 \leq p \leq n$, then $a = \max\{0, p - n\} = 0$ and (4.9) becomes

$$\min_{\sigma \in C(p)} H(\sigma) = n - \epsilon(n - 2p) + \min_{\substack{p_1 \\ 0 \leq p_1 \leq p/2}} \left(-2 \left(p_1 - \frac{n}{2} \right)^2 - 2 \left(p - p_1 - \frac{n}{2} \right)^2 \right). \tag{4.19}$$

The objective function $g(p_1) := -2 \left(p_1 - \frac{n}{2} \right)^2 - 2 \left(p - p_1 - \frac{n}{2} \right)^2$ is concave in p_1 , so again we search the minimum among the boundary points $p_1 \in \{0, \lfloor p/2 \rfloor\}$, at which the function $g(p_1)$ attains the following values

$$g(0) = -n^2 - 2p^2 + 2np, \\ g(\lfloor \frac{p}{2} \rfloor) = \begin{cases} -n^2 - p^2 + 2np & \text{if } p \text{ is even,} \\ -n^2 - p^2 + 2np - 1 & \text{if } p \text{ is odd.} \end{cases} \tag{4.20}$$

By a direct computation, it follows that $g(0) \leq g(\lfloor \frac{p}{2} \rfloor)$ in both cases p even and p odd and, thus,

$$\min_{\sigma \in C(p), 0 \leq p \leq n} H(\sigma) = n - (p - n)^2 - p^2 - \epsilon(n - 2p). \tag{4.21}$$

(b) If $n \leq p \leq 2n$, then $a = \max\{0, p - n\} = p - n$ and (4.9) becomes

$$\min_{\sigma \in C(p)} H(\sigma) = n - \epsilon(2p - 3n) + \min_{\substack{p_1 \\ p-n \leq p_1 \leq p/2}} g(p_1). \tag{4.22}$$

The objective function $g(p_1)$ is concave in p_1 , so again we search the minimum among the boundary points $p_1 \in \{p - n, \lfloor p/2 \rfloor\}$, at which the function $g(p_1)$ attains the following values

$$g(p - n) = -5n^2 - 2p^2 + 6pn, \\ g(\lfloor \frac{p}{2} \rfloor) = \begin{cases} -n^2 - p^2 + 2pn & \text{if } p \text{ is even,} \\ -n^2 - p^2 + 2pn - 1 & \text{if } p \text{ is odd.} \end{cases} \tag{4.23}$$

By a direct computation, it follows that $g(p - n) \leq g(\lfloor \frac{p}{2} \rfloor)$ in both cases p even and p odd and, thus,

$$\min_{\sigma \in C(p), n \leq p \leq 2n} H(\sigma) = n - (2n - p)^2 - (p - n)^2 - \epsilon(2p - 3n). \tag{4.24}$$

From the calculations above, it is easy to deduce that the minimum is achieved on the subsets $C(p, 0, 0)$ and $C(0, p, 0)$ if $0 \leq p \leq n$, and on the subsets $C(n, p - n, p - n)$ and $C(p - n, n, p - n)$ if $n \leq p \leq 2n$. \square

In order to analyze the manifold $C(p)$ with maximal energy, we need to define

$$p_{\text{left}}^* := \begin{cases} \frac{n}{2} & \text{if } n \text{ is even,} \\ \frac{n+1}{2} & \text{if } n \text{ is odd and } \epsilon \geq 0, \\ \frac{n-1}{2} & \text{if } n \text{ is odd and } \epsilon < 0, \end{cases} \tag{4.25}$$

and

$$p_{\text{right}}^* := \begin{cases} n + \frac{n}{2} & \text{if } n \text{ is even,} \\ n + \frac{n-1}{2} & \text{if } n \text{ is odd and } \epsilon \geq 0, \\ n + \frac{n+1}{2} & \text{if } n \text{ is odd and } \epsilon < 0. \end{cases} \tag{4.26}$$

For any $0 \leq p \leq 2n$, let $\mathcal{M}_p \in C(p)$ be the set of configurations with minimal energy.

Proposition 4.5 (Lower Bounds). *Let $(\mathcal{X}, Q, H, \Delta)$ be the energy landscape corresponding to the Ising model on $\mathcal{G}(2, n)$. The following statements hold:*

- the maximum of the energy on $\bigcup_{0 \leq p \leq n} \mathcal{M}_p$ is realized by the configurations in $C(p_{\text{left}}^*, 0, 0) \cup C(0, p_{\text{left}}^*, 0)$;
- the maximum of the energy on $\bigcup_{n \leq p \leq 2n} \mathcal{M}_p$ is realized by the configurations in $C(n, p_{\text{right}}^* - n, p_{\text{right}}^* - n) \cup C(p_{\text{right}}^* - n, n, p_{\text{right}}^* - n)$.

Moreover, we have that $\Gamma_s \geq \Gamma_s^0$, where Γ_s^0 is defined in (2.11).

Proof. The idea of the proof is to identify, depending on the parity of n and the value of ϵ , the correct manifold that would give the desired lower bound. Treating $H(p)$ as a function of a continuous variable, we see that is concave and, solving for $\frac{d}{dp}H(p) = 0$, we obtain two stationary points $p_{\text{left}} = \frac{n}{2} + \frac{\epsilon}{2}$ and $p_{\text{right}} = \frac{3n}{2} - \frac{\epsilon}{2}$. They both yield the value

$$\max_{0 \leq p \leq 2n} H(p) = -\frac{1}{2} (n^2 - 2n - \epsilon^2). \tag{4.27}$$

Since p_{left} and p_{right} can only take integer values, we deduce that the possible integer optimal values are

$$p_1^* \in \left\{ \left\lfloor \frac{n}{2} + \frac{\epsilon}{2} \right\rfloor, \left\lceil \frac{n}{2} + \frac{\epsilon}{2} \right\rceil \right\}, \quad p_2^* \in \left\{ \left\lfloor \frac{3n}{2} - \frac{\epsilon}{2} \right\rfloor, \left\lceil \frac{3n}{2} - \frac{\epsilon}{2} \right\rceil \right\}. \tag{4.28}$$

By performing the same computations as in the proof of Lemma 4.2, we obtain that $p_1^* = p_{\text{left}}^*$ and $p_2^* = p_{\text{right}}^*$, where p_{left}^* (resp. p_{right}^*) is defined in (4.25) (resp. (4.25)). Furthermore, by Proposition 4.4 we have that the minimum of the energy on the manifold $C(p_{\text{left}}^*)$ is realized in $\mathcal{M}_{p_{\text{left}}^*} \equiv C(p_{\text{left}}^*, 0, 0) \cup C(0, p_{\text{left}}^*, 0)$ and on the manifold $C(p_{\text{right}}^*)$ in $\mathcal{M}_{p_{\text{right}}^*} \equiv C(n, p_{\text{right}}^* - n, p_{\text{right}}^* - n) \cup C(p_{\text{right}}^* - n, n, p_{\text{right}}^* - n)$. \square

Corollary 4.6 (Maximal Energy Barrier). *We have that*

$$\Gamma_s = \begin{cases} \frac{n^2}{2} + |\epsilon|n & \text{if } n \text{ is even,} \\ \frac{n^2-1}{2} + |\epsilon|(n+1) & \text{if } n \text{ is odd.} \end{cases} \tag{4.29}$$

Proof. We get the claim by combining Propositions 4.3 and 4.5. \square

4.3. Proof of Theorem 2.1: Identification of stable and metastable states

The proof of Theorem 2.1 readily follows combining Corollary 4.6 with the following two propositions, Propositions 4.7 and 4.8, to whose proof the rest of the subsection is devoted.

Proposition 4.7 (Identification of Stable States). *Let $(\mathcal{X}, Q, H, \Delta)$ be the energy landscape corresponding to the Ising model on $\mathcal{G}(2, n)$. Then, the lowest possible value of the energy is equal to*

$$\min_{\sigma \in \mathcal{X}} H(\sigma) = -n^2 + n - |\epsilon|n, \tag{4.30}$$

and the set of stable states is

$$\mathcal{X}_s = \begin{cases} \{+1, -1\} & \text{if } \epsilon > 0, \\ \{+1, -1, \pm 1, \mp 1\} & \text{if } \epsilon = 0, \\ \{\pm 1, \mp 1\} & \text{if } \epsilon < 0. \end{cases} \tag{4.31}$$

Proposition 4.8 (Identification of Metastable States). *Let $\sigma \in \mathcal{X} \setminus \{+1, \pm 1, \mp 1, -1\}$, then the stability level of σ is zero, i.e., $V_\sigma = 0$. The set of metastable states is*

$$\mathcal{X}_m = \begin{cases} \{\pm 1, \mp 1\} & \text{if } \epsilon > 0, \\ \{+1, -1\} & \text{if } \epsilon < 0. \end{cases} \tag{4.32}$$

Moreover, we have that

$$\Gamma_s = \begin{cases} \frac{n^2}{2} - |\epsilon|n & \text{if } n \text{ is even,} \\ \frac{n^2-1}{2} - |\epsilon|(n-1) & \text{if } n \text{ is odd,} \end{cases} \tag{4.33}$$

and

$$\Gamma_m = \begin{cases} \frac{n^2}{2} - |\epsilon|n & \text{if } n \text{ is even,} \\ \frac{n^2-1}{2} - |\epsilon|(n-1) & \text{if } n \text{ is odd.} \end{cases} \tag{4.34}$$

Proof of Proposition 4.7. Recalling that $\max\{p_1 + p_2 - n, 0\} \leq a \leq \min\{p_1, p_2\}$, we note that a is a function of p_1 and p_2 . In view of the partition

$$\mathcal{X} = \bigcup_{\substack{0 \leq p_1, p_2 \leq n \\ \max\{0, p_1 + p_2 - n\} \leq a \leq \min\{p_1, p_2\}}} C(p_1, p_2, a) \tag{4.35}$$

and (3.11), we can calculate the minimum energy as

$$\min_{p_1, p_2} H(p_1, p_2, a) = n - n\epsilon + 2 \min_{p_1, p_2} \left(-\left(p_1 - \frac{n}{2}\right)^2 - \left(p_2 - \frac{n}{2}\right)^2 + \epsilon(p_1 + p_2) - 2\epsilon a \right) \tag{4.36}$$

$$=: n - n\epsilon + 2 \min_{p_1, p_2} f(p_1, p_2). \tag{4.37}$$

If $\epsilon \geq 0$, we have that

$$\min_{p_1, p_2} f(p_1, p_2) = \min_{p_1, p_2} \left(-\left(p_1 - \frac{n}{2}\right)^2 - \left(p_2 - \frac{n}{2}\right)^2 + \epsilon(p_1 + p_2) - 2\epsilon \min\{p_1, p_2\} \right), \tag{4.38}$$

so the function $f(p_1, p_2)$ is concave in both variables. Thus, we expect the minimum (p_1^*, p_2^*) to be achieved at the boundary of the feasible region. This immediately implies that $(p_1^*, p_2^*) \in \{(0, 0), (0, n), (n, 0), (n, n)\}$. By direct computation, we obtain:

$$f(0, 0) = f(n, n) = -\frac{n^2}{2}; \quad f(0, n) = f(n, 0) = -\frac{n^2}{2} + n\epsilon. \tag{4.39}$$

This implies that the minimum is achieved at $(p_1^*, p_2^*) = (0, 0)$ and $(p_1^*, p_2^*) = (n, n)$, which correspond to the configuration $C(0, 0, 0) \equiv -\mathbf{1}$ and $C(n, n, n) \equiv +\mathbf{1}$, respectively.

If $\epsilon < 0$, we have that

$$\min_{p_1, p_2} f(p_1, p_2) = \min_{p_1, p_2} \left(-\left(p_1 - \frac{n}{2}\right)^2 - \left(p_2 - \frac{n}{2}\right)^2 + \epsilon(p_1 + p_2) - 2\epsilon \max\{p_1 + p_2 - n, 0\} \right),$$

so the function $f(p_1, p_2)$ is concave in both variables as before. Thus, we deduce that the possible configurations in which the minimum is achieved are the same as in (4.39). By direct computation, the minimum is attained at $(p_1^*, p_2^*) = (n, 0)$ and $(p_1^*, p_2^*) = (0, n)$, which correspond to the configuration $C(n, 0, 0) \equiv \pm\mathbf{1}$ and $C(0, n, 0) \equiv \mp\mathbf{1}$, respectively. \square

Proof of Proposition 4.8. Consider a configuration $\sigma \in C(p_1, p_2, a)$, with $0 \leq p_1, p_2 \leq n$ and $\max\{p_1 + p_2 - n, 0\} \leq a \leq \min\{p_1, p_2\}$. Note that such a configuration σ can communicate via one step of the dynamics with a configuration σ' such that

$$\sigma' \in \begin{cases} C(p_1 + 1, p_2, a) & \text{if } p_1 \neq n \text{ and } a > \max\{p_1 + p_2 - n, 0\}, \\ C(p_1, p_2 + 1, a) & \text{if } p_2 \neq n \text{ and } a > \max\{p_1 + p_2 - n, 0\}, \\ C(p_1 + 1, p_2, a + 1) & \text{if } p_1 \neq n \text{ and } a = \max\{p_1 + p_2 - n, 0\}, \\ C(p_1, p_2 + 1, a + 1) & \text{if } p_2 \neq n \text{ and } a = \max\{p_1 + p_2 - n, 0\}, \\ C(p_1 - 1, p_2, a) & \text{if } p_1 \neq 0 \text{ and } a < \min\{p_1, p_2\} \text{ or } p_1 > p_2 \text{ and } a = \min\{p_1, p_2\}, \\ C(p_1, p_2 - 1, a) & \text{if } p_2 \neq 0 \text{ and } a < \min\{p_1, p_2\} \text{ or } p_2 > p_1 \text{ and } a = \min\{p_1, p_2\}, \\ C(p_1 - 1, p_2, a - 1) & \text{if } p_1 \neq 0, p_1 \leq p_2 \text{ and } a = \min\{p_1, p_2\}, \\ C(p_1, p_2 - 1, a - 1) & \text{if } p_2 \neq 0, p_2 \leq p_1 \text{ and } a = \min\{p_1, p_2\}. \end{cases} \tag{4.40}$$

In other words, σ' is a configuration obtained from σ via either an up-flip or a down-flip in one of the two clusters. First, we will prove that if $\sigma \in C(p_1, p_2, a) \setminus \{-\mathbf{1}, \mp\mathbf{1}, \pm\mathbf{1}, +\mathbf{1}\}$, then $H(\sigma') - H(\sigma) < 0$, with σ' one of the configurations described in (4.40). To this end, we consider the following cases.

- A. $p_1 = n$ and $a \geq \max\{p_1 + p_2 - n, 0\}$;
- B. $p_1 \neq n$ and $a > \max\{p_1 + p_2 - n, 0\}$;
- C. $p_1 \neq n$ and $a = \max\{p_1 + p_2 - n, 0\}$.

Case A. Since it is not possible to have $p_1 = n$ and $a > \max\{p_1 + p_2 - n, 0\}$, we note that now $\sigma \in C(n, p_2, p_2)$. Since $\sigma \notin \{\pm 1, \mp 1\}$, it follows that $0 < p_2 < n$. By using Lemma 3.2, we deduce that

$$H(C(n, p_2 + 1, p_2 + 1)) - H(C(n, p_2, p_2)) < 0 \iff p_2 \geq \left\lceil \frac{n-1}{2} - \frac{\epsilon}{2} \right\rceil. \tag{4.41}$$

Thus, if p_2 satisfies (4.41), then the proof is concluded. Otherwise, by using Lemma 3.3 we deduce that $H(C(n, p_2 - 1, p_2 - 1)) - H(C(n, p_2, p_2)) < 0$.

Case B. By using Lemma 3.2, we deduce that

$$H(C(p_1 + 1, p_2, a)) - H(C(p_1, p_2, a)) < 0 \iff p_1 \geq \left\lceil \frac{n-1}{2} + \frac{\epsilon}{2} \right\rceil. \tag{4.42}$$

Thus, if p_1 satisfies (4.42), then the proof is concluded. Otherwise, we argue as follows. First, we note that the case $p_1 = 0$ implies $a = 0$, but this case is not allowed since $a > \max\{p_1 + p_2 - n, 0\}$.

If $p_1 > p_2$, we get $H(\sigma') - H(\sigma) < 0$ with σ' belonging to $C(p_1 - 1, p_2, a)$. Indeed, by using Lemma 3.3 and the fact that $p_1 \leq \left\lfloor \frac{n-1}{2} + \frac{\epsilon}{2} \right\rfloor$, we have that

$$H(C(p_1 - 1, p_2, a)) - H(C(p_1, p_2, a)) < 0. \tag{4.43}$$

If $p_1 \leq p_2$, we get $H(\sigma') - H(\sigma) < 0$ with σ' belonging to $C(p_1 - 1, p_2, a - 1)$. Indeed, by using Lemma 3.3 and the fact that $p_1 \leq \left\lfloor \frac{n-1}{2} + \frac{\epsilon}{2} \right\rfloor$, we have that

$$H(C(p_1 - 1, p_2, a - 1)) - H(C(p_1, p_2, a)) < 0. \tag{4.44}$$

Case C. First of all, we note that if $p_2 = n$ then we repeat the argument as in case A. Thus, we assume $p_2 \neq n$. By using Lemma 3.2, we deduce that

$$H(C(p_1 + 1, p_2, a + 1)) - H(C(p_1, p_2, a)) < 0 \iff p_1 \geq \left\lceil \frac{n-1}{2} - \frac{\epsilon}{2} \right\rceil, \tag{4.45}$$

$$H(C(p_1, p_2 + 1, a + 1)) - H(C(p_1, p_2, a)) < 0 \iff p_2 \geq \left\lceil \frac{n-1}{2} - \frac{\epsilon}{2} \right\rceil. \tag{4.46}$$

Thus, if p_1 satisfies (4.45) or p_2 satisfies (4.46), then the proof is concluded. Otherwise, $a = \max\{p_1 + p_2 - n, 0\} = 0$ and we have $p_1 \neq 0$ or $p_2 \neq 0$ since $\sigma \neq -1$. Without loss of generality, we suppose $p_1 \neq 0$ and we apply Lemma 3.3. Since $p_1 \leq \left\lfloor \frac{n-1}{2} - \frac{\epsilon}{2} \right\rfloor$, we obtain

$$H(C(p_1 - 1, p_2, a)) - H(C(p_1, p_2, a)) < 0. \tag{4.47}$$

Thus, we proved that the stability level for every configuration different from $\{-1, \mp 1, \pm 1, +1\}$ is zero. It remains to show that $\mathcal{X}_m = \{\pm 1, \mp 1\}$ (resp. $\mathcal{X}_m = \{-1, +1\}$) if $0 < \epsilon \leq 1$ (resp. $-1 \leq \epsilon < 0$) and to compute the maximal stability level Γ_m . In the case $\epsilon = 0$, all these states have the same energy and therefore there is no metastable state.

In the case $\epsilon > 0$, we have $\mathcal{X}_s = \{-1, +1\}$. By considering the part of the path $\tilde{\omega} : -1 \rightarrow +1$ defined in (4.1) connecting ± 1 to $+1$, and by using (4.3), we deduce that

$$\Gamma_m \leq \begin{cases} \frac{n^2}{2} - \epsilon n & \text{if } n \text{ is even,} \\ \frac{n^2-1}{2} - \epsilon(n-1) & \text{if } n \text{ is odd.} \end{cases}$$

To prove also the reverse inequality, we argue as in the proof of [39, eq. (3.86)]. The case $\epsilon < 0$ can be treated in an analogous way. \square

4.4. Proof of Theorem 2.2: Asymptotic behavior of the tunneling time

Recalling (4.34), we observe that in all above cases $\Gamma_s - \Gamma_m = 2n|\epsilon| > 0$ in the case $\epsilon \neq 0$, which means that the corresponding energy landscape exhibits the absence of deep cycles. In the case $\epsilon = 0$, we deduce that $\Gamma_s - \Gamma_m = 0$, indeed all the states $\{+1, \pm 1, \mp 1, -1\}$ are stable. Thanks to [22, Lemma 3.6], we deduce that for our model the quantity $\tilde{I}(B)$, with $B \subsetneq \mathcal{X}$, defined in [22, eq. (21)] is such that $\tilde{I}(\mathcal{X} \setminus \{s_2\}) = \Gamma_s$. Moreover, thanks to the property of absence of deep cycles, [22, Proposition 3.18] implies that $\Theta(s_1, s_2) = \Gamma_s$ for $s_1, s_2 \in \mathcal{X}_s$. Thus, Theorem 2.2(i) follows from [22, Corollary 3.16]. Moreover, Theorem 2.2(ii) follows from [22, Theorem 3.17] provided that [22, Assumption A] is satisfied: this is implied by the absence of deep cycles and [22, Proposition 3.18]. Finally, Theorem 2.2(iii) follows from [22, Theorem 3.19] provided that [22, Assumption B] is satisfied: this is implied by the absence of deep cycles and the argument carried out in [22, Example 4]. Theorem 2.2(iv) follows from [22, Proposition 3.24] with $\tilde{I}(\mathcal{X} \setminus \{s_2\}) = \Gamma_s$ for any $s_2 \in \mathcal{X}_s$.

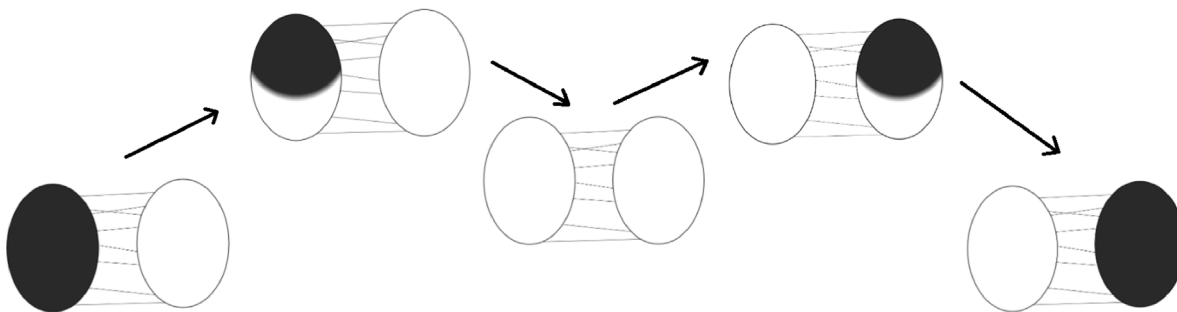


Fig. 7. A schematic representation of the reference path $\check{\omega}$ with the saddles, the metastable, and stable states that it crosses. We depict the minus (resp. plus) spins in white (resp. black).

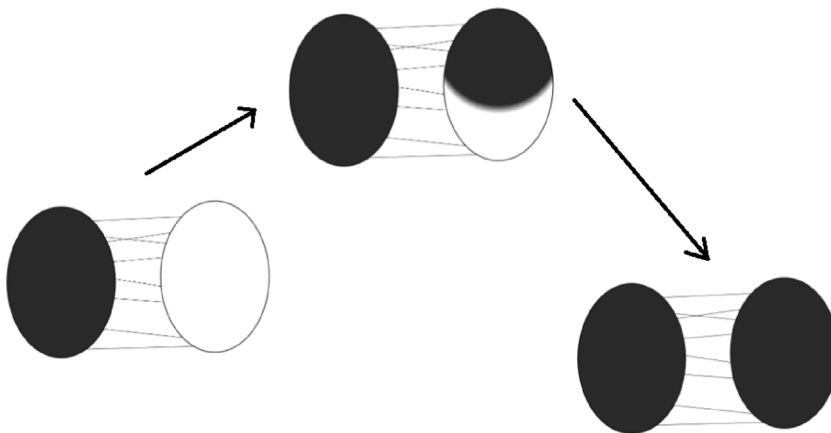


Fig. 8. A schematic representation of the reference path $\bar{\omega}$ with the saddles, the metastable, and stable states that it crosses. We depict the minus (resp. plus) spins in white (resp. black).

4.5. Proof of *Theorem 2.4*: Gate for the tunneling transition

If $0 \leq \epsilon \leq 1$ (resp. $-1 \leq \epsilon < 0$), consider an optimal path $\omega \in (-\mathbf{1} \rightarrow +\mathbf{1})_{opt}$ (resp. $\omega \in (\pm\mathbf{1} \rightarrow \mp\mathbf{1})_{opt}$). Since any path from $-\mathbf{1}$ to $+\mathbf{1}$ (resp. from $\pm\mathbf{1}$ to $\mp\mathbf{1}$) has to cross each manifold $C(p)$, with $0 \leq p \leq 2n$ (resp. either $0 \leq p \leq n$ or $n \leq p \leq 2n$), and due to the optimality of the path ω , by *Propositions 4.4* and *4.5* we get the claim.

5. Proof of the main results: case $h > 0$

5.1. Reference paths

If $\epsilon \geq 0$, consider the path $\bar{\omega}$ defined in *Definition 4.1*.

Definition 5.1 (*Reference Paths*). If $0 < h < -\epsilon \leq 1$, we define $\check{\omega} : \pm\mathbf{1} \rightarrow \mp\mathbf{1}$ as the path $(\check{\omega}_k)_{k=0}^{2n}$, with

$$\check{\omega}_k \in C(n - k, 0, 0) \text{ and } \check{\omega}_{n+k} \in C(0, k, 0), \text{ for any } k = 0, \dots, n. \tag{5.1}$$

If $0 < -\epsilon < h \leq 1$, we define $\bar{\omega} : \pm\mathbf{1} \rightarrow +\mathbf{1}$ as the path $(\bar{\omega}_k)_{k=0}^n$, with

$$\bar{\omega}_k \in C(n, k, k), \text{ for any } k = 0, \dots, n. \tag{5.2}$$

For a schematic visualization of the reference paths $\check{\omega}$ and $\bar{\omega}$, see *Fig. 7* and *Fig. 8*), respectively.

Lemma 5.2 (*Maximal Energy Along the Reference Paths*). If $\epsilon \geq 0$, let $\bar{\omega} : -\mathbf{1} \rightarrow +\mathbf{1}$ the path defined in *Definition 4.1*. Then

$$\Phi_{\bar{\omega}} = \begin{cases} H(\bar{\omega}_{\frac{n}{2}}) = n - \frac{n^2}{2} + hn & \text{if } n \text{ is even,} \\ H(\bar{\omega}_{\frac{n+1}{2}}) = n - \frac{n^2+1}{2} + \epsilon + h(n-1) & \text{if } n \text{ is odd and } 0 < h \leq \epsilon \leq 1, \\ H(\bar{\omega}_{\frac{n-1}{2}}) = n - \frac{n^2+1}{2} - \epsilon + h(n+1) & \text{if } n \text{ is odd and } 0 \leq \epsilon < h \leq 1. \end{cases} \tag{5.3}$$

If $0 < h < -\epsilon \leq 1$, let $\check{\omega} : \pm 1 \rightarrow \mp 1$ be the path given in (5.1). Then,

$$\Phi_{\check{\omega}} = \begin{cases} H(\check{\omega}_{\frac{n}{2}}) = H(\check{\omega}_{n+\frac{n}{2}}) = n - \frac{n^2}{2} + hn & \text{if } n \text{ is even and } 0 < h - \epsilon < 1, \\ H(\check{\omega}_{\frac{n+2}{2}}) = H(\check{\omega}_{n+\frac{n-2}{2}}) = n - \frac{n^2}{2} - 2(\epsilon + 1) + h(n + 2) & \text{if } n \text{ is even and } 1 \leq h - \epsilon < 2, \\ H(\check{\omega}_{\frac{n+1}{2}}) = H(\check{\omega}_{n+\frac{n-1}{2}}) = n - \frac{n^2+1}{2} - \epsilon + h(n + 1) & \text{if } n \text{ is odd.} \end{cases} \tag{5.4}$$

If $0 < -\epsilon < h \leq 1$, let $\tilde{\omega} : \pm 1 \rightarrow +1$ be the path given in (5.2). Then,

$$\Phi_{\tilde{\omega}} = \begin{cases} H(\tilde{\omega}_{\frac{n}{2}}) = n - \frac{n^2}{2} - hn & \text{if } n \text{ is even,} \\ H(\tilde{\omega}_{\frac{n-1}{2}}) = n - \frac{n^2+1}{2} + \epsilon - h(n - 1) & \text{if } n \text{ is odd.} \end{cases} \tag{5.5}$$

Proof. From (3.11) and (4.1), we have

$$\begin{aligned} H(\bar{\omega}_k) &= -n^2 + n + 2kn - 2k^2 + 2k\epsilon - n\epsilon - 2h(k - n), \\ H(\bar{\omega}_{n+k}) &= -n^2 + n + 2kn - 2k^2 - 2k\epsilon + n\epsilon - 2hk, \end{aligned} \tag{5.6}$$

for any $k = 0, \dots, n$. By deriving both equations in (5.6) with respect to k , we have that the maxima of the energy along the path $\bar{\omega}$ are $H(\bar{\omega}_{\frac{n+\epsilon-h}{2}})$ and $H(\bar{\omega}_{n+\frac{n-\epsilon-h}{2}})$. This means that on the first part of the path $(\bar{\omega}_k)_{k=0}^n$ the maximum is reached at the critical value $k_1^* = \frac{n+\epsilon-h}{2}$, while on the second part of the path $(\bar{\omega}_{k+n})_{k=0}^n$ the maximum is reached at the critical value $k_2^* = \frac{n-\epsilon-h}{2}$.

First, consider the case $0 < h \leq \epsilon \leq 1$. Let us focus on the value k_1^* . Note that $H(\bar{\omega}_k)$ is a concave parabola in k , which is symmetric with respect to k_1^* . Since we are interested in finding the integer value of k in which this maximum is achieved, we need to compare the distances $k_1^* - \lfloor k_1^* \rfloor$ and $\lceil k_1^* \rceil - k_1^*$. The minimal distance indicates the value we are interested in. Since $0 \leq \epsilon - h < 1$, we have that

$$\begin{aligned} \lfloor k_1^* \rfloor &= \begin{cases} \frac{n}{2} & \text{if } n \text{ is even,} \\ \frac{n-1}{2} & \text{if } n \text{ is odd,} \end{cases} \\ \lceil k_1^* \rceil &= \begin{cases} \frac{n}{2} + 1 & \text{if } n \text{ is even,} \\ \frac{n+1}{2} & \text{if } n \text{ is odd,} \end{cases} \end{aligned} \tag{5.7}$$

and

$$\begin{aligned} \lfloor k_2^* \rfloor &= \begin{cases} \frac{n}{2} - 1 & \text{if } n \text{ is even,} \\ \frac{n-1}{2} & \text{if } n \text{ is odd and } 0 < \epsilon + h \leq 1, \\ \frac{n-3}{2} & \text{if } n \text{ is odd and } 1 < \epsilon + h \leq 2, \end{cases} \\ \lceil k_2^* \rceil &= \begin{cases} \frac{n}{2} & \text{if } n \text{ is even,} \\ \frac{n+1}{2} & \text{if } n \text{ is odd and } 0 < \epsilon + h \leq 1, \\ \frac{n-1}{2} & \text{if } n \text{ is odd and } 1 < \epsilon + h \leq 2. \end{cases} \end{aligned} \tag{5.8}$$

Assume n even. Since $\lfloor \frac{n+\epsilon-h}{2} \rfloor = \frac{n}{2}$ and $\lceil \frac{n+\epsilon-h}{2} \rceil = \frac{n}{2} + 1$, we have that $k_1^* - \lfloor k_1^* \rfloor = \frac{\epsilon-h}{2} \leq 1 - \frac{\epsilon-h}{2} = \lceil k_1^* \rceil - k_1^*$ and therefore the maximum is achieved in $H(\bar{\omega}_{\frac{n}{2}})$. By arguing similarly for n odd and for k_2^* , we get the claim.

By arguing as before, we get the claim also for the case $0 \leq \epsilon < h \leq 1$.

Consider now the case $0 < h < -\epsilon \leq 1$. From (3.11) and (5.1), we have

$$\begin{aligned} H(\check{\omega}_k) &= -n^2 + n + 2kn - 2k^2 - 2k\epsilon + n\epsilon + 2hk, \\ H(\check{\omega}_{n+k}) &= -n^2 + n + 2kn - 2k^2 + 2k\epsilon - n\epsilon - 2h(k - n), \end{aligned} \tag{5.9}$$

for any $k = 0, \dots, n$. By deriving both equations in (5.9) with respect to k , we have that the maxima of the energy along the path $\check{\omega}$ are $H(\check{\omega}_{\frac{n-\epsilon+h}{2}})$ and $H(\check{\omega}_{n+\frac{n+\epsilon-h}{2}})$. This means that on the first part of the path $(\check{\omega}_k)_{k=0}^n$ the maximum is reached at the critical value $k_1^* = \frac{n-\epsilon+h}{2}$, while on the second part of the path $(\check{\omega}_{k+n})_{k=0}^n$ the maximum is reached at the critical value $k_2^* = \frac{n+\epsilon-h}{2}$. We have that

$$\begin{aligned} \lfloor k_1^* \rfloor &= \begin{cases} \frac{n}{2} & \text{if } n \text{ is even,} \\ \frac{n-1}{2} & \text{if } n \text{ is odd and } 0 < h - \epsilon < 1, \\ \frac{n+1}{2} & \text{if } n \text{ is odd and } 1 \leq h - \epsilon < 2, \end{cases} \\ \lceil k_1^* \rceil &= \begin{cases} \frac{n+2}{2} & \text{if } n \text{ is even,} \\ \frac{n+1}{2} & \text{if } n \text{ is odd and } 0 < h - \epsilon < 1, \\ \frac{n+3}{2} & \text{if } n \text{ is odd and } 1 \leq h - \epsilon < 2, \end{cases} \end{aligned} \tag{5.10}$$

and

$$\begin{aligned} \lfloor k_2^* \rfloor &= \begin{cases} \frac{n-2}{2} & \text{if } n \text{ is even,} \\ \frac{n-1}{2} & \text{if } n \text{ is odd and } 0 < h - \epsilon \leq 1, \\ \frac{n-3}{2} & \text{if } n \text{ is odd and } 1 \leq h - \epsilon < 2, \end{cases} \\ \lceil k_2^* \rceil &= \begin{cases} \frac{n}{2} & \text{if } n \text{ is even,} \\ \frac{n+1}{2} & \text{if } n \text{ is odd and } 0 < h - \epsilon \leq 1, \\ \frac{n-1}{2} & \text{if } n \text{ is odd and } 1 \leq h - \epsilon < 2. \end{cases} \end{aligned} \tag{5.11}$$

By arguing as above, we get the claim.

Consider now the case $0 < -\epsilon < h \leq 1$. From (3.11) and (5.2), we have

$$H(\tilde{\omega}_k) = -n^2 + n + \epsilon n - 2k^2 + 2nk - 2\epsilon k - 2hk. \tag{5.12}$$

By deriving the equation in (5.12) with respect to k , we have that the maximum of the energy along the path $\tilde{\omega}$ is $H(\tilde{\omega}_{\frac{n-\epsilon-h}{2}})$. By arguing as before, we get the claim. \square

Proposition 5.3 (Upper Bounds). *Let $(\mathcal{X}, Q, H, \Delta)$ be the energy landscape corresponding to the Ising model on $\mathcal{G}(2, n)$. In the case $0 \leq \epsilon \leq 1$, we have $\Gamma_m \leq \Gamma_m^1$, where Γ_m^1 is defined in (2.19). In the case $0 < -\epsilon < h \leq 1$, we have $\Gamma_m \leq \Gamma_m^2$, where Γ_m^2 is defined in (2.20). In the case $0 < h < -\epsilon \leq 1$, we have $\Gamma_s \leq \Gamma_s^h$, where Γ_s^h is defined in (2.21).*

Proof. By using (2.16) and Lemma 5.2, we get the claim. \square

5.2. Lower bounds

Proposition 5.4 (Local Minima). *For every $n \geq 2$ and $|\epsilon| \leq 1$, regardless the sign of ϵ , the minimum value of the energy H on the manifold $\mathcal{C}(p)$ is given by*

$$H(p) := \min_{\sigma \in \mathcal{C}(p)} H(\sigma) = \begin{cases} n - (p - n)^2 - p^2 - \epsilon(n - 2p) - 2h(p - n) & \text{if } 0 \leq p \leq n, \\ n - (2n - p)^2 - (p - n)^2 - \epsilon(2p - 3n) - 2h(p - n) & \text{if } n \leq p \leq 2n. \end{cases}$$

Furthermore, if $0 \leq p \leq n$, the minimum is achieved on the subsets $\mathcal{C}(p, 0, 0)$ and $\mathcal{C}(0, p, 0)$, while if $n \leq p \leq 2n$, the minimum is achieved on the subsets $\mathcal{C}(n, p - n, p - n)$ and $\mathcal{C}(p - n, n, p - n)$.

Proof. Note that on the manifold $\mathcal{C}(p)$, with $0 \leq p \leq 2n$, the energy contribution of the external magnetic field is equal to $-2h(p - n)$, which is constant. Thus the claim simply follows by Proposition 4.4 by adding this further term to the energy. \square

In order to analyze the manifold $\mathcal{C}(p)$ with maximal energy, we need to define

$$p_1^* := \begin{cases} \frac{n}{2} & \text{if } n \text{ is even,} \\ \frac{n+1}{2} & \text{if } n \text{ is odd and } 0 < h \leq \epsilon \leq 1, \\ \frac{n-1}{2} & \text{if } n \text{ is odd and } 0 \leq \epsilon < h \leq 1, \end{cases} \quad p_2^* := \begin{cases} \frac{3n}{2} & \text{if } n \text{ is even,} \\ \frac{3n-1}{2} & \text{if } n \text{ is odd,} \end{cases} \tag{5.13}$$

and

$$p_3^* := \begin{cases} \frac{n}{2} & \text{if } n \text{ is even and } 0 < h - \epsilon < 1, \\ \frac{n-2}{2} & \text{if } n \text{ is even and } 1 \leq h - \epsilon < 2, \\ \frac{n-1}{2} & \text{if } n \text{ is odd.} \end{cases} \tag{5.14}$$

In the following proposition, depending on the values of the parameters ϵ and h , we calculate the maximum of the energy over different collections of manifolds \mathcal{M}_p , since the relevant starting and target configurations are not always $\mathbf{+1}$ and $\mathbf{-1}$.

Proposition 5.5 (Lower Bounds). *Let $(\mathcal{X}, Q, H, \Delta)$ be the energy landscape corresponding to the Ising model on $\mathcal{G}(2, n)$. The following statements hold:*

- if $0 \leq \epsilon \leq 1$, the maximum of the energy on $\bigcup_{0 \leq p \leq 2n} \mathcal{M}_p$ is realized by the configurations in $\mathcal{C}(p_1^*, 0, 0) \cup \mathcal{C}(0, p_1^*, 0)$. Moreover, we have that $\Gamma_m \geq \Gamma_m^1$, where Γ_m^1 is defined in (2.19);
- if $0 < -\epsilon < h \leq 1$, the maximum of the energy on $\bigcup_{n \leq p \leq 2n} \mathcal{M}_p$ is realized by the configurations in $\mathcal{C}(n, p_2^* - n, p_2^* - n) \cup \mathcal{C}(p_2^* - n, n, p_2^* - n)$ and $\Gamma_m \geq \Gamma_m^2$, where Γ_m^2 is defined in (2.20);
- if $0 < h < -\epsilon \leq 1$, the maximum of the energy on $\bigcup_{0 \leq p \leq 2n} \mathcal{M}_p$ is realized by the configurations in $\mathcal{C}(p_3^*, 0, 0) \cup \mathcal{C}(0, p_3^*, 0)$. Moreover, we have that $\Gamma_s \geq \Gamma_s^h$, where Γ_s^h is defined in (2.21).

Proof. The idea of the proof is to identify, depending on the parity of n and the values of ϵ and h , the correct manifold that would give the desired lower bound.

Treating $H(p)$ as a function of a continuous variable, we see that is concave and, solving for $\frac{d}{dp}H(p) = 0$, we obtain two stationary points $p_{\text{left}} = \frac{n}{2} + \frac{\epsilon-h}{2}$ and $p_{\text{right}} = \frac{3n}{2} - \frac{\epsilon+h}{2}$. Since p_{left} and p_{right} can only take integer values, we deduce that the possible integer optimal values are

$$p_{\text{left}}^* \in \left\{ \left\lfloor \frac{n}{2} + \frac{\epsilon-h}{2} \right\rfloor, \left\lceil \frac{n}{2} + \frac{\epsilon-h}{2} \right\rceil \right\}, \quad p_{\text{right}}^* \in \left\{ \left\lfloor \frac{3n}{2} - \frac{\epsilon+h}{2} \right\rfloor, \left\lceil \frac{3n}{2} - \frac{\epsilon+h}{2} \right\rceil \right\}.$$

If $0 \leq \epsilon \leq 1$ (resp. $0 < h < -\epsilon \leq 1$), since the path from $m \in \mathcal{X}_m$ to $s \in \mathcal{X}_s$ (resp. from $s_1 \in \mathcal{X}_s$ to $s_2 \in \mathcal{X}_s$) has to cross each manifold $C(p)$, with $0 \leq p \leq 2n$, we need to take into account both p_{left}^* and p_{right}^* . Since

$$H(C(\frac{n}{2} + \frac{\epsilon-h}{2})) = n - \frac{n^2}{2} + nh + \frac{1}{2}(\epsilon - h)^2, \quad H(C(\frac{3n}{2} - \frac{\epsilon+h}{2})) = n - \frac{n^2}{2} - nh + \frac{1}{2}(\epsilon + h)^2,$$

by direct computation, we deduce that the maximum is reached in $H(C(\frac{n}{2} + \frac{\epsilon-h}{2}))$. By performing the same computations in the proof of [Lemma 5.2](#), we obtain that $p_{\text{left}}^* = p_1^*$ (resp. $p_{\text{left}}^* = p_3^*$) in the case $0 \leq \epsilon \leq 1$ (resp. $0 < h < -\epsilon \leq 1$), where p_1^* (resp. p_3^*) is defined in [\(5.13\)](#) (resp. [\(5.14\)](#)). Furthermore, by [Proposition 5.4](#) we have that the minimum of the energy on the manifold $C(p_1^*)$ (resp. $C(p_3^*)$) is realized in $\mathcal{M}_{p_1}^* \equiv C(p_1^*, 0, 0) \cup C(0, p_1^*, 0)$ (resp. in $\mathcal{M}_{p_3}^* \equiv C(p_3^*, 0, 0) \cup C(0, p_3^*, 0)$) if $0 \leq \epsilon \leq 1$ (resp. $0 < h < -\epsilon \leq 1$).

Consider now the case $0 < -\epsilon < h \leq 1$. In this case, since for any $m \in \{\pm 1, \mp 1\}$ we are interested in the transition from m to $+1$, we have that every path connecting these two states crosses the foliations $C(p)$ with $n \leq p \leq 2n$. Thus in this case we have that the critical value of p is

$$p_{\text{right}}^* \in \left\{ \left\lfloor \frac{3n}{2} - \frac{\epsilon+h}{2} \right\rfloor, \left\lceil \frac{3n}{2} - \frac{\epsilon+h}{2} \right\rceil \right\}.$$

By performing the same computations in the proof of [Lemma 5.2](#), we obtain that $p_{\text{right}}^* = p_2^*$, where p_2^* is defined in [\(5.13\)](#). Furthermore, by [Proposition 5.4](#) we have that the minimum of the energy on the manifold $C(p_2^*)$ is realized in $\mathcal{M}_{p_2}^* \equiv C(n, p_2^* - n, p_2^* - n) \cup C(p_2^* - n, n, p_2^* - n)$. \square

Corollary 5.6 (Maximal Energy Barrier). *Let $(\mathcal{X}, Q, H, \Delta)$ be the energy landscape corresponding to the Ising model on $\mathcal{G}(2, n)$. If $0 \leq \epsilon \leq 1$, we have that*

$$\Gamma_m = \begin{cases} \frac{n^2}{2} + n(\epsilon - h) & \text{if } n \text{ is even,} \\ \frac{n^2-1}{2} + (n+1)(\epsilon - h) & \text{if } n \text{ is odd and } 0 < h \leq \epsilon \leq 1, \\ \frac{n^2-1}{2} + (n-1)(\epsilon - h) & \text{if } n \text{ is odd and } 0 \leq \epsilon < h \leq 1. \end{cases} \quad (5.15)$$

If $0 < -\epsilon < h \leq 1$, we have that

$$\Gamma_m = \begin{cases} \frac{n^2}{2} - n(\epsilon + h) & \text{if } n \text{ is even,} \\ \frac{n^2-1}{2} - (n-1)(\epsilon + h) & \text{if } n \text{ is odd.} \end{cases} \quad (5.16)$$

If $0 < h < -\epsilon \leq 1$, we have that

$$\Gamma_s = \begin{cases} \frac{n^2}{2} - n(\epsilon + h) & \text{if } n \text{ is even,} \\ \frac{n^2-1}{2} - (n+1)(\epsilon + h) & \text{if } n \text{ is odd.} \end{cases} \quad (5.17)$$

Proof. We get the claim by combining [Propositions 5.3](#) and [5.5](#). \square

5.3. Proof of [Theorem 2.5](#): Identification of metastable and stable states

The proof of [Theorem 2.5](#) readily follows combining [Corollary 5.6](#) with the following two propositions, [Propositions 5.7](#) and [5.8](#), to whose proof the rest of the subsection is devoted.

Proposition 5.7 (Identification of Stable States). *Let $(\mathcal{X}, Q, H, \Delta)$ be the energy landscape corresponding to the Ising model on $\mathcal{G}(2, n)$. If $0 \leq \epsilon \leq 1$, Then, the lowest possible energy is equal to*

$$\min_{\sigma \in \mathcal{X}} H(\sigma) = \begin{cases} -n^2 + n - \epsilon n - 2hn & \text{if } 0 \leq \epsilon \leq 1 \text{ or } 0 < -\epsilon < h \leq 1, \\ -n^2 + n + \epsilon n & \text{if } 0 < h \leq -\epsilon \leq 1, \end{cases} \quad (5.18)$$

and the set of stable states is

$$\mathcal{X}_s = \begin{cases} \{+1\} & \text{if } 0 \leq \epsilon \leq 1 \text{ or } 0 < -\epsilon < h \leq 1, \\ \{+1, \pm 1, \mp 1\} & \text{if } h = -\epsilon, \\ \{\pm 1, \mp 1\} & \text{if } 0 < h < -\epsilon \leq 1. \end{cases}$$

Proposition 5.8 (Identification of Metastable States). Let $(\mathcal{X}, Q, H, \Delta)$ be the energy landscape corresponding to the Ising model on $\mathcal{G}(2, n)$. Let $\sigma \in \mathcal{X} \setminus \{+1, \pm 1, \mp 1, -1\}$, then the stability level of σ is zero, i.e., $V_\sigma = 0$. Furthermore, the set of metastable states is

$$\mathcal{X}_m = \begin{cases} \{-1\} & \text{if } 0 \leq \epsilon \leq 1 \text{ or } h = -\epsilon, \\ \{\pm 1, \mp 1\} & \text{if } 0 < -\epsilon < h \leq 1, \\ \{+1\} & \text{if } 0 < h < -\epsilon \leq 1. \end{cases}$$

Moreover, in the case $0 \leq \epsilon \leq 1$, we have that

$$\Gamma_m = \begin{cases} \frac{n^2}{2} + n(\epsilon - h) & \text{if } n \text{ is even,} \\ \frac{n^2-1}{2} + (n+1)(\epsilon - h) & \text{if } n \text{ is odd and } 0 < h \leq \epsilon \leq 1, \\ \frac{n^2-1}{2} + (n-1)(\epsilon - h) & \text{if } n \text{ is odd and } 0 \leq \epsilon < h \leq 1, \end{cases} \quad (5.19)$$

whereas in the case $0 < -\epsilon < h \leq 1$, we have that

$$\Gamma_m = \begin{cases} \frac{n^2}{2} - n(\epsilon + h) & \text{if } n \text{ is even,} \\ \frac{n^2-1}{2} - (n-1)(\epsilon + h) & \text{if } n \text{ is odd,} \end{cases} \quad (5.20)$$

and in the case $0 < h < -\epsilon \leq 1$, we have that

$$\Gamma_s = \begin{cases} \frac{n^2}{2} + n(h - \epsilon) & \text{if } n \text{ is even and } 0 < h - \epsilon < 1, \\ \frac{n^2-4}{2} + (n+2)(h - \epsilon) & \text{if } n \text{ is even and } 1 \leq h - \epsilon < 2, \\ \frac{n^2-1}{2} + (n+1)(h - \epsilon) & \text{if } n \text{ is odd,} \end{cases} \quad (5.21)$$

and

$$\Gamma_m = \begin{cases} \frac{n^2}{2} + n(\epsilon + h) & \text{if } n \text{ is even,} \\ \frac{n^2-1}{2} + (n-1)(\epsilon + h) & \text{if } n \text{ is odd.} \end{cases} \quad (5.22)$$

Proof of Proposition 5.7. Recalling that $\max\{p_1 + p_2 - n, 0\} \leq a \leq \min\{p_1, p_2\}$, we note that a is a function of p_1 and p_2 . In view of the partition

$$\mathcal{X} = \bigcup_{\substack{0 \leq p_1, p_2 \leq n \\ \max\{0, p_1 + p_2 - n\} \leq a \leq \min\{p_1, p_2\}}} C(p_1, p_2, a)$$

and (3.11), we can compute the minimum energy as

$$\min_{p_1, p_2} H(p_1, p_2, a) = n - n(\epsilon - 2h) + 2 \min_{p_1, p_2} \left(-\left(p_1 - \frac{n}{2}\right)^2 - \left(p_2 - \frac{n}{2}\right)^2 + (\epsilon - h)(p_1 + p_2) - 2\epsilon a \right) \quad (5.23)$$

$$=: n - n(\epsilon - 2h) + 2 \min_{p_1, p_2} f(p_1, p_2). \quad (5.24)$$

If $\epsilon \geq 0$, we have that

$$\min_{p_1, p_2} f(p_1, p_2) = \min_{p_1, p_2} \left(-\left(p_1 - \frac{n}{2}\right)^2 - \left(p_2 - \frac{n}{2}\right)^2 + (\epsilon - h)(p_1 + p_2) - 2\epsilon \min\{p_1, p_2\} \right),$$

so the function $f(p_1, p_2)$ is concave in both variables. Thus, we expect the minimum (p_1^*, p_2^*) to be achieved at the boundary of the feasible region. This immediately implies that $(p_1^*, p_2^*) \in \{(0, 0), (0, n), (n, 0), (n, n)\}$. By direct computation, we obtain:

$$f(0, 0) = -\frac{n^2}{2}; \quad f(0, n) = f(n, 0) = -\frac{n^2}{2} + n(\epsilon - h); \quad f(n, n) = -\frac{n^2}{2} - 2hn. \quad (5.25)$$

This implies that the minimum is achieved at $(p_1^*, p_2^*) = (n, n)$, which corresponds to the configuration $C(n, n, n) \equiv +1$, as claimed.

If $\epsilon < 0$, we have that

$$\min_{p_1, p_2} f(p_1, p_2) = \min_{p_1, p_2} \left(-\left(p_1 - \frac{n}{2}\right)^2 - \left(p_2 - \frac{n}{2}\right)^2 + (\epsilon - h)(p_1 + p_2) - 2\epsilon \max\{p_1 + p_2 - n, 0\} \right),$$

so the function $f(p_1, p_2)$ is concave in both variables as before. Thus, we deduce that the possible configurations in which the minimum is achieved are the same as in (5.25). By direct computation, the minimum is attained either at $(p_1^*, p_2^*) = (n, n)$ whenever $h > -\epsilon$, which corresponds to the configuration $C(n, n, n) \equiv +1$, or at $(p_1^*, p_2^*) = (n, 0)$ and

$(p_1^*, p_2^*) = (0, n)$ whenever $h < -\epsilon$, which corresponds to the configurations $C(n, 0, 0) \equiv \pm\mathbf{1}$ and $C(0, n, 0) \equiv \mp\mathbf{1}$. In the special case $h = -\epsilon$, all these configurations realize the minimum of the energy. This concludes the proof. \square

Proof of Proposition 5.8. Let $0 < \epsilon \leq 1$. Consider a configuration $\sigma \in C(p_1, p_2, a)$, with $0 \leq p_1, p_2 \leq n$ and $\max\{p_1 + p_2 - n, 0\} \leq a \leq \min\{p_1, p_2\}$. Note that such a configuration σ can communicate via one step of the dynamics with a configuration σ' as in (4.40). In other words, σ' is a configuration obtained from σ via either an up-flip or a down-flip in one of the two clusters. First, we will prove that if $\sigma \in C(p_1, p_2, a) \setminus \{-\mathbf{1}, \mp\mathbf{1}, \pm\mathbf{1}, +\mathbf{1}\}$, then $H(\sigma') - H(\sigma) < 0$, with σ' one of the configurations described in (4.40). To this end, we consider the following cases.

- A. $p_1 = n$ and $a \geq \max\{p_1 + p_2 - n, 0\}$;
- B. $p_1 \neq n$ and $a > \max\{p_1 + p_2 - n, 0\}$;
- C. $p_1 \neq n$ and $a = \max\{p_1 + p_2 - n, 0\}$.

Case A. Since it is not possible to have $p_1 = n$ and $a > \max\{p_1 + p_2 - n, 0\}$, we note that now $\sigma \in C(n, p_2, p_2)$. Since $\sigma \notin \{+\mathbf{1}, \pm\mathbf{1}\}$, it follows that $0 < p_2 < n$. By using Lemma 3.2, we deduce that

$$H(C(n, p_2 + 1, p_2 + 1)) - H(C(n, p_2, p_2)) < 0 \iff p_2 \geq \left\lceil \frac{n-1}{2} - \frac{\epsilon+h}{2} \right\rceil. \tag{5.26}$$

Thus, if p_2 satisfies (5.26), then the proof is concluded. Otherwise, by using Lemma 3.3 we deduce that $H(C(n, p_2 - 1, p_2 - 1)) - H(C(n, p_2, p_2)) < 0$.

Case B. By using Lemma 3.2, we deduce that

$$H(C(p_1 + 1, p_2, a)) - H(C(p_1, p_2, a)) < 0 \iff p_1 \geq \left\lceil \frac{n-1}{2} + \frac{\epsilon-h}{2} \right\rceil. \tag{5.27}$$

Thus, if p_1 satisfies (5.27), then the proof is concluded. Otherwise, we argue as follows. First, we note that the case $p_1 = 0$ implies $a = 0$, but this case is not allowed since $a > \max\{p_1 + p_2 - n, 0\}$.

If $p_1 > p_2$, we get $H(\sigma') - H(\sigma) < 0$ with σ' belonging to $C(p_1 - 1, p_2, a)$. Indeed, by using Lemma 3.3 and the fact that $p_1 \leq \lfloor \frac{n-1}{2} + \frac{\epsilon-h}{2} \rfloor$, we have that

$$H(C(p_1 - 1, p_2, a)) - H(C(p_1, p_2, a)) < 0. \tag{5.28}$$

If $p_1 \leq p_2$, we get $H(\sigma') - H(\sigma) < 0$ with σ' belonging to $C(p_1 - 1, p_2, a - 1)$. Indeed, by using Lemma 3.3 and the fact that $p_1 \leq \lfloor \frac{n-1}{2} + \frac{\epsilon-h}{2} \rfloor$, we have that

$$H(C(p_1 - 1, p_2, a - 1)) - H(C(p_1, p_2, a)) < 0. \tag{5.29}$$

Case C. First of all, we note that if $p_2 = n$, then we repeat the argument as in case A. Thus, we assume $p_2 \neq n$. By using Lemma 3.2, we deduce that

$$H(C(p_1 + 1, p_2, a + 1)) - H(C(p_1, p_2, a)) < 0 \iff p_1 \leq \left\lfloor \frac{n-1}{2} - \frac{\epsilon+h}{2} \right\rfloor, \tag{5.30}$$

$$H(C(p_1, p_2 + 1, a + 1)) - H(C(p_1, p_2, a)) < 0 \iff p_2 \leq \left\lfloor \frac{n-1}{2} - \frac{\epsilon+h}{2} \right\rfloor. \tag{5.31}$$

Thus, if p_1 satisfies (5.30) or p_2 satisfies (5.31), then the proof is concluded. Otherwise, $a = \max\{p_1 + p_2 - n, 0\} = 0$ and we have $p_1 \neq 0$ or $p_2 \neq 0$, since $\sigma \neq -\mathbf{1}$. Without loss of generality, we suppose $p_1 \neq 0$ and we apply Lemma 3.3. Since $p_1 \leq \lfloor \frac{n-1}{2} - \frac{\epsilon+h}{2} \rfloor$, we obtain

$$H(C(p_1 - 1, p_2, a)) - H(C(p_1, p_2, a)) < 0. \tag{5.32}$$

Thus, we have proven that the stability level for every configuration $\sigma \notin \{-\mathbf{1}, \mp\mathbf{1}, \pm\mathbf{1}, +\mathbf{1}\}$ is zero. It remains to identify the set of metastable states and to compute their stability level Γ_m .

In the case $0 \leq \epsilon \leq 1$, we have that $\mathcal{X}_s = \{+\mathbf{1}\}$. By considering the path $\bar{\omega} : -\mathbf{1} \rightarrow +\mathbf{1}$ defined in (4.1), by using (4.3), we deduce that

$$\Phi_{\bar{\omega}}(\pm\mathbf{1}, +\mathbf{1}) - H(\pm\mathbf{1}) < \Phi_{\bar{\omega}}(-\mathbf{1}, +\mathbf{1}) - H(-\mathbf{1}) \leq \Gamma_m, \tag{5.33}$$

where Γ_m is as in (5.19). In order to prove also the reverse inequality, we argue as in the proof of [39, eq. (3.86)] and thus $\mathcal{X}_m = \{-\mathbf{1}\}$.

In the case $0 < -\epsilon < h \leq 1$, we have that $\mathcal{X}_s = \{+\mathbf{1}\}$. By arguing as above, we deduce that now

$$\Phi_{\bar{\omega}}(-\mathbf{1}, +\mathbf{1}) - H(-\mathbf{1}) < \Phi_{\bar{\omega}}(\pm\mathbf{1}, +\mathbf{1}) - H(\pm\mathbf{1}) \leq \Gamma_m, \tag{5.34}$$

where Γ_m is as in (5.20) and thus $\mathcal{X}_m = \{\pm\mathbf{1}, \mp\mathbf{1}\}$.

In the case $0 < h < -\epsilon \leq 1$, we have that $\mathcal{X}_s = \{\pm\mathbf{1}, \mp\mathbf{1}\}$. By considering the part of the path $\tilde{\omega}$ defined in (5.1) connecting $-\mathbf{1}$ to $\mp\mathbf{1}$, and defining the path $\omega^* = (\omega_1^*, \dots, \omega_n^*) : +\mathbf{1} \rightarrow \mp\mathbf{1}$ as $\omega_k^* \in C(n-k, n, n-k)$ for $k = 0, \dots, n$, we deduce that

$$\Phi_{\tilde{\omega}}(-\mathbf{1}, \mp\mathbf{1}) - H(-\mathbf{1}) < \Phi_{\omega^*}(+\mathbf{1}, \mp\mathbf{1}) - H(+\mathbf{1}) \leq \Gamma_m, \tag{5.35}$$

where Γ_m is as in (5.22). To prove also the reverse inequality, we argue as in the proof of [39, eq. (3.86)]. Thus $\mathcal{X}_m = \{+1\}$. \square

5.4. Proof of Theorem 2.6: Asymptotic behavior of the tunneling time

In the case $0 < h < -\epsilon \leq 1$, for which we are interested in studying the tunneling time for the transition from s_1 to s_2 , with $s_1, s_2 \in \{\pm 1, \mp 1\}$, we have that, in view of (5.22),

$$\Gamma_s - \Gamma_m = \begin{cases} -2n\epsilon & \text{if } n \text{ is even and } 0 < h - \epsilon < 1, \\ -2(1 + n\epsilon - h + \epsilon) & \text{if } n \text{ is even and } 1 \leq h - \epsilon < 1, \\ -2(n\epsilon - h) & \text{if } n \text{ is odd.} \end{cases}$$

In all the above cases we have that $\Gamma_s - \Gamma_m > 0$ since $\epsilon < 0$, which means that the corresponding energy landscape exhibits the absence of deep cycles. Thanks to [22, Lemma 3.6], we deduce that for our model the quantity $\tilde{\Gamma}(B)$, with $B \subsetneq \mathcal{X}$, defined in [22, eq. (21)] is such that $\tilde{\Gamma}(\mathcal{X} \setminus \{s_2\}) = \Gamma_s$. Moreover, thanks to the property of absence of deep cycles, [22, Proposition 3.18] implies that $\Theta(s_1, s_2) = \Gamma_s$ for $s_1, s_2 \in \mathcal{X}_s$. Thus, Theorem 2.6(i) follows from [22, Corollary 3.16]. Moreover, Theorem 2.6(ii) follows from [22, Theorem 3.17] provided that [22, Assumption A] is satisfied: this is implied by the absence of deep cycles and [22, Proposition 3.18]. Finally, Theorem 2.6(iii) follows from [22, Theorem 3.19] provided that [22, Assumption B] is satisfied: this is implied by the absence of deep cycles and the argument carried out in [22, Example 4]. Theorem 2.6(iv) follows from [22, Proposition 3.24] with $\tilde{\Gamma}(\mathcal{X} \setminus \{s_2\}) = \Gamma_s$ for any $s_2 \in \mathcal{X}_s$.

5.5. Proof of Theorem 2.7: Asymptotic behavior of the transition time

Concerning the transition from a metastable to a stable state, Theorem 2.7 follows from [25, Theorems 4.1, 4.9 and 4.15] together with Theorem 2.5 and Corollary 5.6. Moreover, Theorem 2.7(iv) follows from [22, Proposition 3.24] with $\tilde{\Gamma}(\mathcal{X} \setminus \{s\}) = \Gamma_m$ for any $s \in \mathcal{X}_s$.

5.6. Proof of Theorem 2.9: Gate for the transition

If $0 \leq \epsilon \leq 1$, consider $\omega \in (-1 \rightarrow +1)_{opt}$. Since any path from -1 to $+1$ has to cross each manifold $C(p)$ with $0 \leq p \leq 2n$, and due to the optimality of the path ω , the claims follows from Propositions 5.4 and 5.5.

If $0 < -\epsilon < h \leq 1$, consider either $\omega \in (\pm 1 \rightarrow +1)_{opt}$ or $\omega \in (\mp 1 \rightarrow +1)_{opt}$. Since any path from either ± 1 , or ∓ 1 , to $+1$ crosses each manifold $C(p)$ with $n \leq p \leq 2n$, and due to the optimality of the path ω , the claims follows from Propositions 5.4 and 5.5.

If $0 < h < -\epsilon \leq 1$, consider $\omega \in (\pm 1 \rightarrow \mp 1)_{opt}$. Since any path from ± 1 to ∓ 1 crosses each manifold $C(p)$ with $0 \leq p \leq n$, due to the optimality of the path ω , the claims follows from Propositions 5.4 and 5.5.

6. Conclusions and future work

We investigated opinion dynamics inside a community of individuals via the analysis of metastability for the Ising model on the graph $\mathcal{G}(2, n)$. Depending on the different parameters ϵ and h , we showed that the stable and metastable states of the system are different. Thus, according to the different scenarios, we used the framework of the pathwise approach [22,25] to analyze the transition time or tunneling time, respectively, and to describe the critical configurations. Moreover, we showed that the presence of a positive external magnetic field, which can be interpreted as external information or influence, makes the situation much richer, especially in the case $\epsilon < 0$ in which communities tend to have diverging opinions. More specifically, the set of stable states is completely different according to the role given to the external information with respect to influence between communities, namely depending on whether $h < -\epsilon$ or not. This model is our first attempt to analyze the spread of an opinion inside two communities. First, the extension to a general number k of communities naturally arises in this context and will be the focus of future work, together with the computation of the prefactor for the mean transition time. This represents a challenging task in the case $k > 2$, as one needs to take into account all the mechanisms of spreading the new opinion among different communities. Further, one may consider models with more than two opinions (Potts model) or with different interaction strengths among communities. We believe that the opinion dynamics inside a population of individuals with a nontrivial network topology is a topic of great interest with many several interesting directions to explore further in future research work.

CRedit authorship contribution statement

Simone Baldassarri: Conceived and designed the analysis, Collected the data, Contributed data or analysis tools, Performed the analysis, Writing – original draft. **Anna Gallo:** Conceived and designed the analysis, Collected the data, Contributed data or analysis tools, Performed the analysis, Writing – original draft. **Vanessa Jacquier:** Conceived and designed the analysis, Collected the data, Contributed data or analysis tools, Performed the analysis, Writing – original draft. **Alessandro Zocca:** Conceived and designed the analysis, Collected the data, Contributed data or analysis tools, Performed the analysis, Writing – original draft.

Declaration of competing interest

The authors declare that they have no known competing financial interests or personal relationships that could have appeared to influence the work reported in this paper.

Data availability

No data was used for the research described in the article.

Acknowledgments

S.B, A.G., and V.J. are grateful for the support of “Gruppo Nazionale per l’Analisi Matematica, la Probabilità e le loro Applicazioni” (GNAMPA-INdAM).

References

- [1] E. Ising, Beitrag zur theorie des ferromagnetismus, *Z. Phys.* 31 (1) (1925) 253–258.
- [2] H. Duminiil-Copin, 100 Years of the (critical) ising model on the hypercubic lattice, 2022, arXiv preprint, arXiv:2208.00864, to appear in Proc. Int. Cong. Math. 2022 (1).
- [3] S. Galam, Fragmentation versus stability in bimodal coalitions, *Phys. A* 230 (1–2) (1996) 174–188.
- [4] S. Galam, Rational group decision making: A random field ising model at $T = 0$, *Phys. A* 238 (1–4) (1997) 66–80.
- [5] S. Galam, Y. Gefen, Y. Shapir, Sociophysics: A new approach of sociological collective behaviour. I. mean-behaviour description of a strike, *J. Math. Sociol.* 9 (1) (1982) 1–13.
- [6] S. Galam, S. Moscovici, Towards a theory of collective phenomena: Consensus and attitude changes in groups, *Eur. J. Soc. Psychol.* 21 (1) (1991) 49–74.
- [7] A. Sirbu, V. Loreto, V.D. Servedio, F. Tria, Opinion dynamics: models, extensions and external effects, in: *Participatory Sensing, Opinions and Collective Awareness*, Springer, 2017, pp. 363–401.
- [8] D. Stauffer, Opinion dynamics and sociophysics, in: *Encyclopedia of Complexity and Systems Science*, Springer New York, 2009, pp. 6380–6388.
- [9] F. Vazquez, P.L. Krapivsky, S. Redner, Constrained opinion dynamics: Freezing and slow evolution, *J. Phys. A: Math. Gen.* 36 (3) (2003) L61.
- [10] A.S. Balankin, M. Martínez-Cruz, F.G. Martínez, B. Mena, A. Tobon, J. Patiño-Ortiz, M. Patiño-Ortiz, D. Samayoa, Ising percolation in a three-state majority vote model, *Phys. Lett. A* 381 (5) (2017) 440–445.
- [11] M. De Oliveira, J. Mendes, M. Santos, Nonequilibrium spin models with ising universal behaviour, *J. Phys. A: Math. Gen.* 26 (10) (1993) 2317.
- [12] M.J. de Oliveira, Isotropic majority-vote model on a square lattice, *J. Stat. Phys.* 66 (1) (1992) 273–281.
- [13] Z. Xie, X. Song, Q. Li, A review of opinion dynamics, *Theory, Methodology, Tools and Applications for Modeling and Simulation of Complex Systems*, 2016, pp. 349–357.
- [14] A. Lu, C. Sun, Y. Liu, The impact of community structure on the convergence time of opinion dynamics, *Discrete Dyn. Nat. Soc.* 2017 (2017).
- [15] X. Si, Y. Liu, Z. Zhang, Opinion dynamics in populations with implicit community structure, *Internat. J. Modern Phys. C* 20 (12) (2009) 2013–2026.
- [16] L. Li, Y. Fan, A. Zeng, Z. Di, Binary opinion dynamics on signed networks based on ising model, *Phys. A* 525 (2019) 433–442.
- [17] K.M. Frahm, D.L. Shepelyansky, Ising-PageRank model of opinion formation on social networks, *Phys. A* 526 (2019) 121069.
- [18] M. Cassandro, A. Galves, E. Olivieri, M.E. Vares, Metastable behavior of stochastic dynamics: A pathwise approach, *J. Stat. Phys.* 35 (5–6) (1984) 603–634.
- [19] E. Olivieri, E. Scoppola, Markov chains with exponentially small transition probabilities: First exit problem from a general domain. I. the reversible case, *J. Stat. Phys.* 79 (3–4) (1995) 613–647.
- [20] E. Olivieri, E. Scoppola, Markov chains with exponentially small transition probabilities: First exit problem from a general domain. II. the general case, *J. Stat. Phys.* 84 (5–6) (1996) 987–1041.
- [21] E. Olivieri, M.E. Vares, *Large Deviations and Metastability*, Cambridge University Press, 2005.
- [22] F.R. Nardi, A. Zocca, S.C. Borst, Hitting time asymptotics for hard-core interactions on grids, *J. Stat. Phys.* 162 (2) (2015) 522–576.
- [23] E.N.M. Cirillo, F.R. Nardi, Relaxation height in energy landscapes: An application to multiple metastable states, *J. Stat. Phys.* 150 (6) (2013) 1080–1114.
- [24] E.N.M. Cirillo, F.R. Nardi, J. Sohler, Metastability for general dynamics with rare transitions: Escape time and critical configurations, *J. Stat. Phys.* 161 (2) (2015) 365–403.
- [25] F. Manzo, F.R. Nardi, E. Olivieri, E. Scoppola, On the essential features of metastability: Tunnelling time and critical configurations, *J. Stat. Phys.* 115 (1/2) (2004) 591–642.
- [26] V. Apollonio, V. Jacquier, F.R. Nardi, A. Troiani, Metastability for the ising model on the hexagonal lattice, *Electron. J. Probab.* 27 (38) (2022).
- [27] G. Bet, A. Gallo, S. Kim, Metastability of the three-state potts model with general interactions, 2022, arXiv preprint, arXiv:2208.11869.
- [28] G. Bet, A. Gallo, F.R. Nardi, Critical configurations and tube of typical trajectories for the potts and ising models with zero external field, *J. Stat. Phys.* 184 (30) (2021).
- [29] G. Bet, A. Gallo, F.R. Nardi, Metastability for the degenerate potts model with positive external magnetic field under glauher dynamics, 2021, arXiv preprint, arXiv:2208.11869.
- [30] G. Bet, A. Gallo, F.R. Nardi, Metastability for the degenerate potts model with negative external magnetic field under glauher dynamics, *J. Math. Phys.* 63 (12) (2022) 123303.
- [31] F.R. Nardi, A. Zocca, Tunneling behavior of Ising and Potts models in the low-temperature regime, *Stochastic Process. Appl.* 129 (11) (2019) 4556–4575.
- [32] A. Zocca, Low-temperature behavior of the multicomponent Widom–Rowlison model on finite square lattices, *J. Stat. Phys.* 171 (1) (2018) 1–37.
- [33] A. Zocca, Tunneling of the hard-core model on finite triangular lattices, *Random Struct. Algorithms* 55 (1) (2018) 215–246.
- [34] S. Baldassarri, V. Jacquier, Metastability for Kawasaki dynamics on the hexagonal lattice, *J. Stat. Phys.* 190 (46) (2023).
- [35] S. Baldassarri, F.R. Nardi, Metastability in a lattice gas with strong anisotropic interactions under Kawasaki dynamics, *Electron. J. Probab.* 26 (137) (2021).
- [36] S. Baldassarri, F.R. Nardi, Critical droplets and sharp asymptotics for Kawasaki dynamics with strongly anisotropic interactions, *J. Stat. Phys.* 186 (34) (2022).
- [37] S. Baldassarri, F.R. Nardi, Critical droplets and sharp asymptotics for Kawasaki dynamics with weakly anisotropic interactions, *Stochastic Process. Appl.* 147 (2022) 107–144.

- [38] F. den Hollander, E. Olivieri, E. Scoppola, Metastability and nucleation for conservative dynamics, *J. Math. Phys.* 41 (3) (2000) 1424–1498.
- [39] F.R. Nardi, E. Olivieri, E. Scoppola, Anisotropy effects in nucleation for conservative dynamics, *J. Stat. Phys.* 119 (3–4) (2005) 539–595.
- [40] E.N.M. Cirillo, F.R. Nardi, C. Spitoni, Metastability for reversible probabilistic cellular automata with self-interaction, *J. Stat. Phys.* 132 (3) (2008) 431–471.
- [41] E.N.M. Cirillo, F.R. Nardi, C. Spitoni, Competitive nucleation in reversible probabilistic cellular automata, *Phys. Rev. E* 78 (4) (2008).
- [42] E.N.M. Cirillo, V. Jacquier, C. Spitoni, Metastability of synchronous and asynchronous dynamics, *Entropy* 24 (4) (2022) 450.
- [43] A. Bovier, M. Eckhoff, V. Gayrard, M. Klein, Metastability and low lying spectra in reversible Markov chains, *Comm. Math. Phys.* 228 (2) (2002) 219–255.
- [44] A. Bovier, F. den Hollander, *Metastability*, Springer International Publishing, 2015.
- [45] A. Bovier, F. den Hollander, F. Nardi, Sharp asymptotics for kawasaki dynamics on a finite box with open boundary, *Probab. Theory Related Fields* 135 (2) (2005) 265–310.
- [46] F. den Hollander, F.R. Nardi, A. Troiani, Kawasaki dynamics with two types of particles: Stable/metastable configurations and communication heights, *J. Stat. Phys.* 145 (6) (2011) 1423–1457.
- [47] F. den Hollander, F. Nardi, A. Troiani, Metastability for Kawasaki dynamics at low temperature with two types of particles, *Electron. J. Probab.* 17 (2) (2012).
- [48] F.R. Nardi, C. Spitoni, Sharp asymptotics for stochastic dynamics with parallel updating rule, *J. Stat. Phys.* 146 (4) (2012) 701–718.
- [49] E.N.M. Cirillo, F.R. Nardi, C. Spitoni, Sum of exit times in a series of two metastable states, *Eur. Phys. J. Spec. Top.* 226 (10) (2017) 2421–2438.
- [50] G. Bet, V. Jacquier, F.R. Nardi, Effect of energy degeneracy on the transition time for a series of metastable states, *J. Stat. Phys.* 184 (1) (2021).
- [51] J. Beltrán, C. Landim, Tunneling and metastability of continuous time Markov chains, *J. Stat. Phys.* 140 (6) (2010) 1065–1114.
- [52] J. Beltrán, C. Landim, A martingale approach to metastability, *Probab. Theory Related Fields* 161 (1–2) (2014) 267–307.
- [53] A. Bianchi, A. Gaudillière, Metastable states, quasi-stationary distributions and soft measures, *Stochastic Process. Appl.* 126 (6) (2016) 1622–1680.
- [54] A. Bianchi, A. Gaudillière, P. Milanesi, On soft capacities, quasi-stationary distributions and the pathwise approach to metastability, *J. Stat. Phys.* 181 (3) (2020) 1052–1086.