



UNIVERSITÀ
DEGLI STUDI
FIRENZE

FLORE

Repository istituzionale dell'Università degli Studi di Firenze

Gender differences in altruism: an experimental study

Questa è la Versione finale referata (Post print/Accepted manuscript) della seguente pubblicazione:

Original Citation:

Gender differences in altruism: an experimental study / A.Innocenti; M.Pazienza. - STAMPA. - (2008), pp. 134-160.

Availability:

The webpage <https://hdl.handle.net/2158/350466> of the repository was last updated on

Publisher:

Palgrave - Macmillan

Terms of use:

Open Access

La pubblicazione è resa disponibile sotto le norme e i termini della licenza di deposito, secondo quanto stabilito dalla Policy per l'accesso aperto dell'Università degli Studi di Firenze (<https://www.sba.unifi.it/upload/policy-oa-2016-1.pdf>)

Publisher copyright claim:

La data sopra indicata si riferisce all'ultimo aggiornamento della scheda del Repository FloRe - The above-mentioned date refers to the last update of the record in the Institutional Repository FloRe

(Article begins on next page)

Games, Rationality and Behaviour

Essays in Behavioural Game Theory and Experiments

Edited by

Alessandro Innocenti

*Università di Siena
LabSi Experimental Economic Laboratory*

Patrizia Sbriglia

*Università di Napoli II-SUN
LabSi Experimental Economic Laboratory*

Springer
Verlag



Selection and Editorial Matter © Alessandro Innocenti and Patrizia Sbriglia 2008
Individual chapters © Contributors 2008

All rights reserved. No reproduction, copy or transmission of this publication may be made without written permission.

No paragraph of this publication may be reproduced, copied or transmitted save with written permission or in accordance with the provisions of the Copyright, Designs and Patents Act 1988, or under the terms of any licence permitting limited copying issued by the Copyright Licensing Agency, 90 Tottenham Court Road, London W1T 4LP.

Any person who does any unauthorized act in relation to this publication may be liable to criminal prosecution and civil claims for damages.

The authors have asserted their rights to be identified as the authors of this work in accordance with the Copyright, Designs and Patents Act 1988.

First published 2008 by
PALGRAVE MACMILLAN
Houndmills, Basingstoke, Hampshire RG21 6XS and
175 Fifth Avenue, New York, N.Y. 10010
Companies and representatives throughout the world

PALGRAVE MACMILLAN is the global academic imprint of the Palgrave Macmillan division of St. Martin's Press, LLC and of Palgrave Macmillan Ltd. Macmillan® is a registered trademark in the United States, United Kingdom and other countries. Palgrave is a registered trademark in the European Union and other countries.

ISBN-13: 978-0-230-52081-3 hardback
ISBN-10: 0-230-52081-2 hardback

This book is printed on paper suitable for recycling and made from fully managed and sustained forest sources. Logging, pulping and manufacturing processes are expected to conform to the environmental regulations of the country of origin.

A catalogue record for this book is available from the British Library.

A catalog record for this book is available from the Library of Congress.

10 9 8 7 6 5 4 3 2 1
17 16 15 14 13 12 11 10 09 08

Printed and bound in Great Britain by
CPI Antony Rowe, Chippenham and Eastbourne

for Carlotta Sinead and Giacomo

Contents

<i>List of Tables and Figures</i>	ix
<i>Notes on Contributors</i>	xiii
<i>Acknowledgements</i>	xv
Introduction <i>Alessandro Innocenti and Patrizia Sbriglia</i>	1
Part I: Preferences and Decision Making	
1 Unpacking Experimental Discount Rates: Impatience, Uncertainty, and Credit Constraints <i>Marco Casari</i>	11
2 Introducing Social Norms in Game Theory <i>Raúl López-Pérez</i>	26
3 Risk Aversion, Demographics and Unobserved Heterogeneity: Evidence from the Italian TV Show <i>Affari Tuoi</i> <i>Fabrizio Botti, Anna Conte, Daniela Di Cagno and Carlo D'Ippoliti</i>	47
Part II: Fairness and Reciprocity	
4 Inequality Aversion and Stochastic Decision Making: Experimental Evidence from Zimbabwean Villages after Land Reform <i>Stefan Kohler</i>	65
5 Norm Compliance: The Contribution of Behavioural Economics Models <i>Marco Faillo and Lorenzo Sacconi</i>	101
6 Gender Differences in Altruism: An Experimental Study <i>Alessandro Innocenti and Maria Grazia Paziienza</i>	134
Part III: Equilibrium Selection and Learning	
7 On the Absorbability of the Guessing Game Theory – A Theoretical and Experimental Analysis <i>Andrea Morone, Serena Sandri and Tobias Uske</i>	161

8	Best Responding to What? A Behavioural Approach to One-Shot Play in 2×2 Games <i>Andrea Gallice</i>	184
9	A Survey of Psychological Games: Theoretical Findings and Experimental Evidence <i>Giuseppe Attanasi and Rosemarie Nagel</i>	204
Part IV: Coordination and Cooperation		
10	Inequality or Strategic Uncertainty? An Experimental Study on Incentives and Hierarchy <i>Dunia López-Pintado, Giovanni Ponti and Eyal Winter</i>	235
11	Alternating Cooperation Strategies in a Route Choice Game: Theory, Experiments and Effects of a Learning Scenario <i>Hans-Ulrich Stark, Dirk Helbing, Martin Schönhof and Janusz A. Hołyst</i>	256
12	Cooperation as Self-Interested Reciprocity in the Centipede <i>Francesco Farina and Patrizia Sbriglia</i>	274
	<i>Index</i>	297

List of Tables and Figures

Tables

1.1	Choices to elicit subjects' risk attitudes	13
1.2	What can explain time discounting?	20
1.3	Time discounting and perceived risk	22
2.1	Player 1's SPE offer depending on her type and the second mover's	40
2.2	Predictions by other utility models	42
3.1	Prizes as displayed to players	49
3.2	Existing contributions to <i>Deal or No Deal</i>	51
3.3	Descriptive statistics	52
3.4	Descriptive statistics	53
3.5	Description of the variables included in the analysis	56
3.6	Probit model – maximum likelihood results	56
3.7	Random effect probit model – maximum simulated likelihood results	57
3.8	Comparing alternative specifications of the model	57
4.1	UG descriptive statistics	69
4.2	Decision error symmetric social preference	77
4.3	Observations vs model prediction	77
4.4a	Decision error and symmetric social preferences in subsamples	80
4.4b	Hypotheses tests in subsamples	81
4.5	Alternative model specifications	87
4.6	Decision error and symmetric social preferences in Roth <i>et al.</i> (1991)	89
4.7	Decision error and symmetric social preferences in Henrich <i>et al.</i> (2005)	90
A4.1	Village names, types, areas and Ultimate Game behaviour	96
A4.2	Comparison of household demographics, wealth, within-village linkages, and village ethnic composition in resettled and traditional areas (2000)	97
A4.3	Non-structural offer analysis	98
A4.4	Non-structural acceptance analysis	98
A4.5	Decision error and symmetric social preferences in Roth <i>et al.</i> (1991)	99
6.1	Summary of the experimental design	142
6.2	Trust and trustworthiness in treatment A (average values)	144
6.3	Amounts sent in treatments A and B by gender (average values)	145

6.4	Tobit regressions of gender differences in treatments A and B	145
6.5	Amounts sent in treatments A and B by gender pairings (average values)	147
6.6	Amounts returned in treatments A and B by gender (average values)	147
6.7	Tobit regressions of amount returned in treatments A and C by gender	148
6.8	Amounts returned in treatments A and C by gender pairings (average values)	149
7.1	Nine parametrizations of the guessing game	166
7.2	First period results of subjects in UU, UI and II	168
7.3	Equilibrium choice behaviour	170
7.4	All period results of subjects in UU, UI and II	172
8.1	Compliance to the axioms of the candidate functions	194
8.2	The hit rate of the procedure in one-shot matching pennies games	197
8.3	The procedure applied to other classes of 2×2 games	199
9.1	Psychological Sequence Equilibria, given a guilt averse B	218
9.2	Psychological Sequence Equilibria, given a reciprocity concerned B	219
9.3	Psychological Sequence Equilibria, given a reciprocity-concerned B	220
11.1	Payoff tables for experiments with $N = 2$ and $N = 4$ participants	260
11.2	Overview of different treatments	266
12.1	Frequencies of the exit strategy in the low payoff Centipede games	282
12.2	Frequencies of the exit strategy in the high payoff Centipede games	282
12.3	Choices of the exit strategy in homogeneous and heterogeneous groups (Session 1)	287
12.4	Choices of the exit strategy in homogeneous and heterogeneous groups (Session 2)	287
12.5	Choices of the exit strategy in homogeneous and heterogeneous groups (Session 3)	288
12.6	Choices of the exit strategy in homogeneous and heterogeneous groups (Session 4)	288
12.7	Frequencies of the 'Continue' strategy per type and groups	290

Figures

1.1	Input screen for intertemporal decision task (English version)	15
1.2	Individual risk attitude, fraction of subjects choosing the 'risky' option	18

1.3	Individual willingness to wait for 110 euros versus 100 euros	19
2.1	(Ana's, John's) monetary payoffs in the PD lab game	32
2.2	Utility payoffs if Ana is selfish and John is principled	32
2.3	A mini-ultimatum lab game	40
3.1	Typical decision round	49
4.1	Symmetric inequality aversion and decision error	78
4.2	Pure self-interest	79
4.3a	Symmetric inequality aversion and decision error (resettled villages)	83
4.3b	Symmetric inequality aversion and decision error (traditional villages)	84
5.1	The Experimental Exclusion Game: Payoff matrix	102
6.1	Subjects' decision in treatment A sorted amounts sent	144
6.2	Senders' decisions in treatments A and B sorted by gender and amount sent	146
6.3a	Amounts returned in treatments A and C by amounts received	149
6.3b	Amounts returned in treatments A and C by amounts received	149
7.1	Frequency of equilibrium hits	171
8.1	The equilibrium problem	186
8.2	Beliefs approximation through minimax regret in Game 3	194
9.1	Trust Game with material payoffs	207
9.2	Trust Game with guilt aversion	209
9.3	Trust Game with reciprocity	212
10.1	Benefit schemes for all mechanisms	240
10.2	Experimental sessions with $n = 2$	242
10.3	Experimental sessions with $n = 3$	242
10.4	Outcomes distributions in two-player mechanisms	243
10.5	Outcomes distributions in three-player mechanisms	243
10.6	The experimental game-forms	245
10.7	Aggregate behaviour in the benchmark mechanisms	246
10.8	Aggregate behaviour in the two-player simultaneous mechanisms	247
10.9	Aggregate behaviour in the three-player simultaneous mechanisms	247
10.10	Estimations of two alternative equations based on equation (10.12)	250
11.1	Illustration of the investigated day-to-day scenario	258
11.2	Representative example for the emergence of coherent oscillations in a two-person route choice experiment with the parameters specified in Table 11.1	260
11.3	Frequency distributions of the average payoffs of the 48 players participating in our 24 two-person route choice experiments	261

11.4	Representative example for a two-person route choice experiment, in which no alternating cooperation was established	261
11.5	Comparison of the required number of cooperative episodes γ (counted in the experiments as cooperative episodes that did not lead to persistent cooperation) with the expected number x of cooperative episodes (approximated as occurrence time of persistent cooperation, divided by the expected time interval T until a cooperative occurs by chance)	263
11.6	S- and Z-coefficients averaged over both participants in all 24 two-person route choice games	265
11.7	Illustration of the concept of higher-order games defined by n -stage strategies	267
11.8	Classification of symmetrical 2×2 games according to their payoffs P_{ij}	268
12.1	Respondents' behaviour (Session 1)	284
12.2	Respondents' behaviour (Session 2)	284
12.3	Respondents' behaviour (Session 3)	285
12.4	Respondents' behaviour (Session 4)	285
12.5	Choice of the exit strategy in the low payoff Centipedes	289
12.6	Choice of the exit strategy in the high payoff Centipedes	289

Notes on Contributors

Giuseppe Attanasi is Georges Meyer Chair in Mathematical Economics, LERNA, Toulouse School of Economics and is also a member of faculty of the Department of Economics, Bocconi University.

Fabrizio Botti is Research Fellow at Luiss Guido Carli, Roma, Italy.

Marco Casari is Assistant Professor of Economics at Krannert School of Management, Purdue University, USA.

Anna Conte is Research Fellow at the University 'La Sapienza', Italy, and Luiss Guido Carli, Italy.

Daniela Di Cagno is a Professor of Economics at Luiss Guido Carli, Italy.

Carlo D'ippoliti is Research Fellow at Luiss Guido Carli, Italy, and University 'La Sapienza', Italy.

Marco Faillo is Research Fellow in the Department of Economics at the University of Trento, Italy.

Francesco Farina is a Professor of Economics at the Department of Economic Policy, Finance, and Development, University of Siena, Italy.

Andrea Gallice is an Experienced Researcher and Marie Curie Fellow at the University of Munich (LMU), Munich, Germany, and is also at the European University Institute, Florence.

Dirk Helbing is a Researcher at the Institute for Transport & Economics, Dresden University of Technology, Germany.

Janusz A. Holyst is in the Faculty of Physics, and the Center of Excellence for Complex Systems Research, Warsaw University of Technology, Poland.

Alessandro Innocenti is Professor of Economics in the Department of Economic Policy, Finance, and Development, University of Siena, Italy, and LabSi Experimental Economics Laboratory.

Stefan Kohler is Associate Professor at the University of Western Ontario, Canada.

Raúl López-Pérez is Professor at Universidad Autónoma de Madrid (UAM), Spain.

Dunia López-Pintado is Research Fellow at Universidad Autònoma de Barcelona, Spain.

Andrea Morone is Lecturer at the Department of Economic Sciences, University of Bari, Italy.

Rosemarie Nagel is ICREA Research Professor in the Department of Economics and Business at Universitat Pompeu Fabra, Barcelona, Spain.

Maria Grazia Paziienza is Professor of Economics at the Department on the Studies on the State, University of Firenze, Italy.

Giovanni Ponti is Professor of Economics at the Universidad de Alicante, Spain, and Università di Ferrara, Italy.

Lorenzo Sacconi is Professor of Economics and Unicredit Chair in Economic Ethics and Corporate Social Responsibility, Department of Economics, University of Trento, Italy, and Director of EconomEtica, the inter-university centre of research on economic ethics based at the University Milano-Bicocca, Italy.

Serena Sandri is a PhD Student and the Chair for Managerial Economics in the Department of Economics, Dresden University of Technology, Germany.

Patrizia Sbriglia is Professor of Economic Policy in the Department of Law and Economics, University of Naples II-Sun, Italy, and LabSi Experimental Economics Laboratory.

Martin Schönhof is PhD Candidate at the Institute for Transport & Economics at Dresden University of Technology, Italy.

Hans-Ulrich Stark is Research Assistant and Chair of Systems Design, ETH Zurich, Switzerland.

Tobias Uske is a PhD Student at the Max Planck Institute of Economics, Strategic Interaction Group.

Eyal Winter is Silverzweig Professor of Economics, Hebrew University of Jerusalem, Israel.

Acknowledgements

We wish to thank Sam Bowles, Luigi Luini, Andrew Schotter and Salvatore Vinci for their participation in the International Workshop on Behavioural Game Theory and Experiments held in May 2006 at the Faculty of Economics of the University of Naples II – Sun (Capua, Italy) and for comments expressed during the workshop on some of the papers presented in the book.

We also wish to thank the University of Naples II, the Faculty of Economics (Prof. Vincenzo Maggioni) and the Department of Law and Economics (Prof. Erasmo Papagni) of the same University, the University of Siena and the Faculty of Economics of the University of Siena for their financial support.

Introduction

Alessandro Innocenti and Patrizia Sbriglia

... So the frog agreed to take the scorpion across the river. He swam over to the bank and settled himself near the mud to pick up his passenger. The scorpion crawled onto the frog's back, his sharp claws prickling into the frog's soft hide, and the frog slid into the river. The muddy water swirled around them, but the frog stayed near the surface so the scorpion would not drown. He kicked strongly through the first half of the stream, his flippers paddling wildly against the current. Halfway across the river, the frog suddenly felt a sharp sting in his back and, out of the corner of his eye, saw the scorpion remove his stinger from the frog's back. A deadening numbness began to creep into his limbs. 'You fool!' croaked the frog. 'Now we shall both die! Why on earth did you do that?' The scorpion shrugged, and did a little jig on the drowning frog's back. 'I could not help myself. It is my nature'. Then they both sank into the muddy waters of the swiftly flowing river. (Aesop, *The Scorpion and the Frog*)

For many years, since Game Theory was founded, with von Neumann and Morgenstern's pioneering work (1944), the mathematics of Game Theory was intended as a formal language to represent social environments in which more than one individual is involved and where players are simply aware of their reciprocal interdependence. Game Theory models have been powerful theoretical instruments to explain the functioning and the evolution of markets, institutions and social groups. They have also captured the nature and the rules of individual decision making in strategic contexts, providing answers and predictions on what is to be expected when individuals interact in economic and political games. For all these reasons, it would be impossible to analyse economic contexts without an appropriate game-theoretical background.

However, even the most fervent Game Theorist would admit that the rules and the methods of standard Game Theory do not suffice to understand real world economic contexts. And, furthermore, the same fervent Game Theorist would have no difficulty admitting that there is overwhelming evidence that human beings, more often than not, do not behave as predicted by the theory. This happens because an individual's decision – when involved in strategic interactions – is affected by their cultural and historical background, their feelings and psychological attitudes and their ethical values. In other

words, human players play games in a human way and the final outcome is likely to be affected.

The example of how the experimental and empirical evidence on the *ultimatum game* have changed the analysis of bargaining games would suffice, but many examples involving rationality, culture, ethics, psychology and even sex and gender can also be reported. All these new perspectives on how behavioural rules and attitudes may change standard game-theoretical models have in fact constituted the growing research agenda of Behavioural Game Theory.

Behavioural Game Theory is the most important recent development of standard Game Theory, and its applications concern several fields of research, ranging from Economic Theory to Sociology and Political Science.¹ Its scope is to provide a behavioural and psychological underpinning to Game Theory modelling, in order to identify more robust equilibrium outcomes and more realistic behavioural assumptions.

Of paramount importance for the development of the discipline has been the empirical application of laboratory experiments to Game Theory. From the experimental laboratories have emerged concepts like fairness, reciprocity and altruism and many alternative rationality paradigms (such as imitation, adaptation, and so on) have been tested in many economic contexts. As noted by Vincent P. Crawford (2002): 'Twenty-five years ago it would have been startling to see "experimental" modifying "game theory" in this way...' (p. 1): today the interest in these subjects is growing constantly, and issues of international journals and books are currently devoted to Experimental Game Theory and to studies of behaviour in games.

This book presents a selected number of contributions in the same fields. The aims of the volume are threefold.

First, the book covers a wide spectrum of issues, ranging from players' heterogeneity, social preferences, and reciprocity to learning and information and punishment in public good games. It provides a state-of-the-art analysis of the progress and methodology of behavioural game theory, marking an improvement on previous research in the same field. Because of the wider scope of the book, its contents may be particularly suitable as additional materials in the study of game theory both for students and non-experts alike. In fact, the book has been edited with the stated objective of providing an interesting reading for experts in the subject as well as a teaching aid for teachers and students of Game Theory.

Secondly, the contributions to the book are focussed on issues specific not only to Economics but also to Political Science. In this respect, the book opens up the interdisciplinary aspects of behavioural Game Theory.

Third, the abstract models reported in the book are tested through experimental methods. This approach – whilst representing a very popular application among experts in Economic Theory – is still a new area of research for the larger interdisciplinary audience to which this book is aimed.

Although the book comprises a collection of papers from the International Workshop on 'Behavioural Game Theory and Experiments', which was held in Capua, Italy, on 12–13 May 2006, we have brought them together into one unified framework rather than the grouping of self-contained pieces of research. The book is divided into the following four parts:

- Preferences and decision making.
- Fairness and reciprocity.
- Equilibrium selection and learning.
- Coordination and cooperation.

Preferences and decision making

A common assumption in standard Game Theory is that individuals are fully rational and homogenous players. Empirically, these postulates are questionable. Individuals usually exhibit different, sometimes even contradictory, heuristic procedures and, when they interact, have different or asymmetrical expectations of others' behaviour. The three chapters in this section try to explain departures from the rational-choice principles by taking into account players' heterogeneity. Casari's contribution provides experimental evidence on intertemporal decisions and, specifically, on the assessment of the individual discount factor. His work is motivated by an attempt to discern what effects skill level, credit constraints and the perceived risk of default might have on an individual's impatience. The main results are that credit constraints and time discounting are directly related while the effect of the other two factors is statistically weaker. Interestingly, the experimental data provide evidence of the pronounced heterogeneity among individuals in intertemporal decisions. This finding supports the view that, although most of the papers investigating decision theory in the laboratory consider models in which the behaviour of only a representative individual is studied, experimental analysis could be improved by making subjects' differentiating features endogenous. The next chapter, by López-Pérez, proposes an original attempt to formalize the notion of social norms in economic decisions, by focusing on norms, efficiency and income redistribution. The surveyed experimental work shows that laboratory results are consistent with a theory of decision based on the assumption that subjects care about past history. Specifically, López-Pérez's model assumes two types of agents – the standard selfish type and the principled one – whose preferences are dependent on his own and others' past deviations from a binding norm. Also in this case, population composition and subject heterogeneity play a significant role in explaining laboratory results. Botti, Conte, Di Cagno, and Ippoliti devote their paper to a topical subject, i.e., the analysis of the TV game show *Deal or No Deal* (broadcast in Italy as *Affari tuoi*), which has already been the object of a number of works analysing the decision processes of contestants. The high

number of observations collected in this naturally occurring experiment is interpreted by means of the heterogeneity-dependent risk attitude hypotheses. In the paper preferences are assumed as heterogeneous across individuals in the sense that the attitudes to risk of game players are normally distributed. Data analysis shows that unobserved heterogeneity has a significant impact on people's behaviour.

Fairness and reciprocity

The assumption that game players merely maximize their own payoffs is widely refuted in the laboratory. Much evidence supports the hypothesis that a subject's behaviour is based upon some degree of fairness and on the reciprocation of harmful and helpful actions. Since the seminal contribution of Güth *et al.* (1982), the ultimatum game is the most frequently played game to verify this theory in the laboratory. Kohler's study provides field evidence on the one-shot ultimatum bargaining game. He gathers data across two different types of rural villages in Zimbabwe. Some of these villages have been resettled in the 1980 following Land Reform, while other villages did not experience these changes. The collected evidence shows that there is a significant difference in the inequality aversion among resettled and 'traditional' villagers. This outcome is considered supportive of the hypothesis that economic policies have a significant impact on social preferences. The theoretical discussion also proposes a model of inequality aversion that fits the field data very well and makes this an original contribution. The other two chapters in this part consider different game-theoretical frameworks to test fairness and reciprocity. Faillo and Sacconi focus on the three-person exclusion game, in which two 'active' players have the possibility to agree on a non-enforceable norm of fairness behind a veil of ignorance and this decision also has effect on the payoffs of the third 'non-active' player. Experimental results are interpreted in terms of Bicchieri's (2006) theory of norm compliance, according to which social norms transform games of conflict into coordination games where each player expects conformity by their opponents. This explanation raises the challenging issue of how the agreement on a norm of fairness can elicit these reciprocal expectations of compliance. Faillo and Sacconi provide additional insight into this by modelling a utility function that is a combination of consequentialist and conformist preferences, which transforms norms of fairness into motivational factors. In the final chapter in this part, Innocenti and Paziienza investigate gender differences in altruism by testing the trust game. The observation that men and women behave differently when acting as senders and as responders is used to support the theory that decisions of trusting and of reciprocating are differently motivated. As a further corollary, women exhibit more other-regarding preferences than men in a statistically significant way. This result has important implications for the hypothesis that non-selfish behaviour may be based on

the expectation of reciprocity (Rabin 1993): namely, that gender may signal how altruistic other players may be, and hence increase the propensity to trust in real environments.

Equilibrium selection and learning

Learning activity in microeconomics has been modelled as a solution to the huge amounts of information required to maximize utility in complex real world environments. Similarly, in standard Game Theory players are supposed to acquire the high levels of computational ability necessary to solve a game by means of dynamic processes of learning. A fortiori, this applies when players face the issue of multiplicity of equilibria and equilibrium selection. Behavioural Game Theorists depart from this approach by encompassing more psychologically reasonable assumptions. Morone, Sandri and Uske present an experimental investigation of theory absorption (Morgenstern 1972), namely the process whereby a player internalizes the precepts of a theory which provides no reason not to comply with them. Their strategic framework is the guessing game and the object of absorption is the method of iterated elimination of dominated strategies. The experimental design includes three treatments. In treatment one, subjects are not informed of the principle; in treatment two, only half of the subjects receive this information; finally, in treatment three, all subjects are informed of the principle. Findings show that subjects' behaviour is changed by their awareness of the principle of iterated elimination of dominated strategies in a way that could be explained in terms of bounded rationality. Gallice's chapter addresses the issue of choice prediction in one-shot 2×2 normal form games played by inexperienced players. In that connection, the predictive power of mixed Nash equilibrium is thoroughly criticized on both theoretical and empirical grounds. Then, an axiomatic approach is advocated and a set of axioms for beliefs in the former one-shot 2×2 setting is outlined. Gallice proposes predicting players' choices by best reply strategies with respect to such minimax regret-induced beliefs and provide some evidence concerning matching pennies and other games to support his thesis. In this way, the chapter makes a very interesting point by advocating the use of an old criterion, i.e. minimax regret, in a novel manner. Attanasi and Nagel's chapter develops a framework for analysing and testing strategic interaction when game players have 'belief-dependent' motivations, in the sense that their payoffs are also determined by their beliefs. Psychological game theory was proposed first by Geanakoplos, Pearce and Stacchetti (1989) as a sophisticated way to describe psychological motivations of choice and it can be used to capture a player's propensity to be altruistic or fair. In this work, this theoretical tool is applied to a simple trust game to discern why and how players are able to learn the best play by the process of updating beliefs.

Coordination and cooperation

From the perspective of Game Theory, the problems of coordination and cooperation depend strictly on the information structure of the game. When applied to organizational arrangements, this issue is analysed in terms of efficient task assignments. The chapter by López-Pintado, Ponti and Winter addresses the issue of mechanism design by testing the effect of asymmetric incentivisation schemes. Their conclusion is that inequality seems to foster rather than to hinder active participation in cooperative tasks. In their test, subjects are submitted to simultaneous and sequential games of complete information, in which they have to decide whether or not to enter a cooperative project at a cost common to all subjects. In the event that all contribute they receive a reward that is unequal across subjects. The experimental finding is that the asymmetric incentivisation schemes are systematically more efficient than the symmetric schemes. Stark, Helbing, Schönhof and Hołyst's chapter presents an experimental investigation based on the repeated Route Choice Game in a two-route scenario. With respect to the previous experimental work, they address the problem of self-organized coordination rather than only the problem of equilibrium behaviour. Subjects are asked to choose between two alternative routes – a fast freeway and a side road – between a certain origin and a given destination. The two routes are differentiated in terms of capacities and payoffs are calculated in terms of the relative traffic density and, consequently, of the inverse travel time. Learning processes are also investigated by introducing a four-person treatment where patterns of coordination are more complex. Findings show that in most cases subjects select the alternating cooperation solution in both the two-person and the four-person treatments. Farina and Sbriglia's chapter carries out an experimental exercise in two steps testing the hypothesis that heterogeneity across the agents' motives allows a cooperative solution in games with conflict of interest. Specifically, the authors differentiate between experimental subjects as 'selfish', 'pure altruists', and 'reciprocators' according to the choices spelled out in the initial trust game and find significant differences in the behaviour of subjects according to their matching in the successive centipede game. It is noteworthy that, although homogenous matching enhances cooperation when payoffs are low, heterogeneity among players increases the propensity to cooperate when the stakes are higher.

Notwithstanding the wide range of topics covered in this volume, it is quite clear that its content does not do full justice to the complexity and variety of research being conducted under the heading of behavioural game theory. Our hope, however, is that this collection of contributions will enhance the reader's awareness of the importance of experimental investigation in increasing the descriptive power of game theory. For this reason, we would like this book to be of value not only to economists who concentrate on experimental

research but also to those mathematical game theorists interested in the empirical consequences of their postulates. In this sense, behavioural game theory cannot be restricted to the mere exploration of failures and paradoxes in the concept of rationality held by conventional game theory. Rather, we believe that its main virtue is to make explicit, by means of laboratory activity, all the implications of formal theories. It is this discovery process that enables researchers not only to improve and refine their models of strategic behaviour but also to fully appreciate the work of their predecessors in a way that would otherwise be impossible.

Note

- 1 See for extensive surveys on the subject Camerer (2003) and Camerer *et al.* (2004).

References

- Bicchieri, C. (2006) *The Grammar of Society: The Nature and Dynamics of Social Norms*. Cambridge: Cambridge University Press.
- Camerer, C. F. (2003) *Behavioral Game Theory: Experiments in Strategic Interaction*, Princeton, NJ: New York and Princeton University Press.
- Camerer, C., G. Loewenstein and M. Rabin (2004) *Advances in Behavioral Economics*. Princeton, NJ: Princeton University Press.
- Crawford, V. P. (2002) 'Introduction to Experimental Game Theory', *Journal of Economic Theory*, 104, 1–15.
- Geanakoplos, J., D. Pearce and E. Stacchetti (1989) 'Psychological Games and Sequential Rationality', *Games and Economic Behavior*, 1, 60–79.
- Güth, W., R. Schmittberger and B. Schwarze (1982) 'An Experimental Analysis of Ultimatum Bargaining', *Journal of Economic Behavior and Organization*, 3, 367–88.
- Morgenstern, O. (1972) 'Descriptive, Predictive and Normative Theory', *Kyklos*, 25, 699–714.
- Rabin, M. (1993) 'Incorporating Fairness in Game Theory and Economics', *American Economic Review*, 83, 1281–1302.
- von Neumann, J. and O. Morgenstern (1944) *Theory of Games and Economic Behavior*. Princeton, NJ: Princeton University Press.

6

Gender Differences in Altruism: An Experimental Study*

Alessandro Innocenti and Maria Grazia Paziienza

6.1 Introduction

Trust and trustworthiness are key concepts in the analysis of economic systems. At the same time their theoretical justification represents a challenge for the model of self-seeking economic agents. To deal with this issue, some economists describe trust and trustworthiness as a pair of strictly related concepts, the so-called *t-pair* (Bacharach, Guerra and Zizzo 2001). This interpretation postulates that a utility-maximizing individual is expected to be trustworthy if he does not have economic incentives to take advantage of others' trust. The consequence is that he will trust another if the incentives of the trustee to be trustworthy are self-evident or self-enforceable.

A different approach is to assume that trust and trustworthiness may depend on different factors. This hypothesis is particularly appropriate for one-shot interactions in which factors like reputation and experience are ineffective. In this case trust and trustworthiness may be the consequence of distinct motivations, or perhaps the product of different behavioural regularities. Trust could be perceived as an economic investment in the trustee's reliability and, consequently, as a decision dependent on risk attitude or on the perception of the vulnerability to the action of others. Trustworthiness would seem to be better explained by institutional, psychological or moral factors, as social distance or inequality aversion, and it could be justified by extra-economic values.

Nevertheless, both trust and trustworthiness may be the result of altruistic preferences. If utility increases in other individuals' utility or consumption

the truster can find it rational to trust even if he does not expect the trustee to be trustworthy. Similarly, the trustee may exhibit trustworthiness without any economic incentive to reciprocate.

To detect the effect of altruism, Cox (2002, 2004) propose an across-subjects experiment that discriminates between transfers resulting from trust or trustworthiness and transfers resulting from other-regarding preferences. Cox's findings confirm that subjects are also moved by altruistic preferences. His conclusion is that utility should not be assumed independent of other individuals' payoffs and altruistic preferences should be included in the rational model of economic behaviour.

This theoretical objective requires an investigation of the factors explaining altruism. Laboratory activity offers a possible clue to address this question. There is wide experimental evidence that men and women behave differently in relation to trust and trustworthiness. This result may be useful not only to analyse gender differences but also for discriminating among the causes of trust and trustworthiness.

To provide some insight into both these issues, we replicate Cox's (2002) experiment on gender differences by modifying the information given to the subjects. Our test aims at finding evidence on the difference between women and men in altruism when subjects playing the trust game are informed of their partners' gender.

The next section surveys the past experimental work on gender differences in the trust game and then summarizes some theoretical interpretations. The third section illustrates the design of our experiment whose results are presented in the fourth section. Finally, in the last section we draw some conclusions.

6.2 Background

To test trust and trustworthiness in the laboratory, Berg, Dickhaut and McCabe (1995) propose the trust (or investment) game. This involves two players who are paired off anonymously and respectively labelled the sender and the responder. The sender is given a certain amount of money and told that he or she can either keep the entire amount or send some or all of it to the responder. Any money passed from the sender to the responder is tripled by the experimenter and then given to the responder. The responder can keep the entire amount or give some or all of it back to the sender. The game ends when the sender receives the amount sent back by the responder.

This game-theoretical framework offers a simple measure of the propensities to trust, which is the proportion of the initial endowment sent by the sender, and to be trustworthy, which is the ratio between the amount returned and the amount received by the responder. In the seminal Berg, Dickhaut and McCabe's paper senders sent 51.6 per cent of their initial endowment and responders returned to the senders about 18 per cent of

* Financial support was provided by the University of Siena and MIUR. Valuable research assistance was provided by Francesco Lo Magistro. Previous versions of this paper were presented at the International ESA Meeting, Amsterdam, 11–14 June 2004, at the International Summer School of Research, XVIII Workshop 'Gender and Economics', Siena, 4–7 July 2005, and at the ESA European Regional Meeting, Alessandria, 15–18 September 2005.

the received money. In the following years the trust game was the object of many experimental papers, some of which also investigated the differences between male and female behaviour. In this section we survey first the evidence on trust and then that on trustworthiness. In both cases we discuss separately the experiments in which participants did not know the gender of their partners and those in which participants received that information.

6.2.1 Trust with unknown gender

In the standard trust game, Buchan, Croson and Solnick (2004) find that men (74 per cent) trust more than women (61 per cent). These figures are significantly higher than those of Berg, Dickhaut and McCabe (1995) and of other replications. Cox's (2002) proportions of amount sent are 64 per cent for men and 53 per cent for women, Ashraf, Bohnet and Piankov's (2003) figures are 47 per cent and 41 per cent and Chaudhuri and Gangadharan's (2002) 53 per cent and 34 per cent. It is noteworthy that Chaudhuri and Gangadharan adopt a design in which all subjects play the double role of both sender and receiver.

Women were also found to be less likely to send than men in both Snijders and Keren (1999) and Eckel and Wilson (2004), in which subjects select their partners by means of icons chosen to represent them but that do not reveal their gender. Finally, in an experiment collecting data from different countries (China, Japan, Korea and the United States) Croson and Buchan (1999) find a slight but non-significant difference between men and women in sending behaviour (respectively, 69 per cent and 63 per cent).

While in all of the previous cases men send more than women, Cox and Deck (2002), in a reduced version of the trust game with discrete choices, find contradictory patterns of behaviour between men and women. Their paper also provides evidence of a different sensitivity to the experimental environment between men and women. Men's choices do not depend on reciprocal considerations, the level of payoffs, or the social distance, as measured by the degree of anonymity between subjects. Women's decisions are significantly inversely related to the social distance and to the relative cost of trusting behaviour.

6.2.2 Trust with known gender

Buchan, Croson and Solnick (2004) inform subjects of the partners' gender by communicating their names. In the full information condition – both senders and responders know the opponent's gender – women (63 per cent) are less likely to send than men (79 per cent) but they send more to male (67 per cent) than to female responder (58 per cent). In general, women appear more responsive than men to the change of information conditions as measured by the range of sent amounts, which is \$1.22 for men and \$1.47 for women.

Schwieren and Sutter (2003) also communicate gender by announcing the subjects' first name. They find no significant difference either between men (65 per cent) and women (65 per cent) or between mixed and same gender pairings.

Feshman and Gneezy (2001) signal participants' gender by using first and last names. Their work analyses the joint effect of gender and ethnicity. Their findings are that men discriminate differently between men and women in function of the ethnic background for both trust and trustworthiness while women discriminate only for trustworthiness. Apart from that, there are no significant differences for sending behaviour between men and women.

In a discrete version of the trust game – in which the sender decides only if to send all or none of the endowment – Eckel and Wilson (2002) test subjects' behaviour when differently informed of the gender of the counterpart. Their outcome is that women send less than men with written information and send more than men when they observe a photo of their partner. Women are less likely to be trusted than men in the written information treatment, but equally likely to be trusted in the photo treatment.

Scharlemann *et al.* (2001) communicate gender by showing to subjects a smiling or a non-smiling photo of the partner. Men trust more and discriminate more between the two information conditions than women. This experiment also finds support to the gender pairing effect, according to which participants trust more other gender's partners.

Finally, Slonim (2004) gives subjects the possibility of selecting the partner on the basis of his or her gender. Results show that men send significantly more than women in almost all the information conditions.

6.2.3 Trustworthiness with unknown gender

Croson and Buchan (1999) find that trustworthiness, as measured by the ratio between the amount returned and the amount received by responders, is significantly greater for women (37.4 per cent) than for men (28.6 per cent). The proportion of money returned is positively related to the amount sent: it increases by one-third per each additional dollar and this ratio is increased by 12 per cent for women. This finding is explained by Croson and Buchan in terms of reciprocity rather than of altruism by taking into account the post-experimental questionnaires. When asked how obligated they feel to return to the sender the money received, women felt significantly more compelled than men to do so.

Buchan, Croson and Solnick's (2004) results with unknown gender are that men (24 per cent) return less than women (32 per cent). The same result is found by Chaudhuri and Gangadharan (2002). However in this case the difference between women's and men's amount returned (respectively, 19.8 and 14.7) is not significant by using either parametric or non-parametric tests. Chaudhuri and Gangadharan also find that for women the amount returned is significantly more correlated with the amount sent than for men.

On the contrary, Cox's (2002) experiment on gender differences finds that men return slightly more (40 per cent) than women (39.5 per cent) and show a significantly positive correlation with the amount received while female subjects do not. Other evidence of men's higher trustworthiness is provided by Ashraf, Bohnet and Piankov (2003) in an experiment run in Russia, South Africa and United States (27.3 per cent for men and 25.7 per cent for women).

6.2.4 Trustworthiness with known gender

In the full information condition with participants knowing their partner's gender, Buchan, Croson and Solnick (2004) find no difference between women's (33 per cent) and men's (33 per cent) proportions of amount returned. However, their data exhibit the gender pairing effect: while men's trustworthiness is not affected by sender's gender, women are more trustworthy to male senders (36 per cent) than to female senders (29 per cent).

Schwieren and Sutter (2003) find that women (37 per cent) are significantly more reciprocal than men (31 per cent) and return more to male senders (45 per cent vs 30–33 per cent of the other pairings).

Lastly, in Eckel and Wilson (2002)'s experiment with the written information and the photo treatment there is no significant gender difference neither among treatments nor among pairings.

As for gender differences as a whole (Camerer 2005; Eckel and Grossman forthcoming), the laboratory evidence on the trust game is hardly conclusive but it points out some recurrent patterns providing the background for further experimental work. These regularities can be summarized as follows:

- (a) the rational backward-induction prediction (no amount sent) is rejected in the lab for both genders and all information conditions;
- (b) men send more than women, especially with unknown gender;
- (c) women return more than men and appear more reactive to the change of experimental conditions;
- (d) mixed gender pairings increase both trust and trustworthiness.

This evidence can be interpreted according to various theoretical approaches. A first explanation is given by the rational approach (Rabin 1993; Fehr and Schmidt 1999) that introduces additional arguments to the standard utility function. The standard hypothesis is to assume that economic agents' preferences are defined on their own and other agents' payoffs. For our purposes, this view would imply that differences in behaviour between males and females can be rationalized by appropriate adjustments to the respective utility functions.

Another rational-like interpretation of this experimental evidence is given by the transformed-payoffs theory (Geanakoplos *et al.* 1989; Guerra and

Zizzo 2004) according to which rational players play psychological games. In these games the primary payoff is replaced with transformed payoffs. These payoffs are expressed in terms of a player's secondary utility, which is a function of his or her belief about other players' beliefs on players' choices. Responders would fulfil trust not for perceived kindness or inequality aversion but because they believe senders trust them. For the gender issue, this approach would mean that women are more trust responsiveness because they believe more than men that senders intended to trust them. Gender differences in trusting behaviour would be explained by symmetrical reasons. As for the rational approach, this interpretation postulates that trust and trustworthiness are strictly related.

A third explanation relies upon the dynamics of cognitive processes (McCabe *et al.* 2001; Rustichini 2005). Rather than viewing trust as something to be built into formal models, the cognitive approach argues that a different understanding of trust and trustworthiness could be provided by an analysis of the relations between behavioural regularities and structures and functions of the brain. The study of the different levels of brain activation would reveal the anatomical underpinnings of individuals' behaviour. For the gender issue, it would imply that men have acquired a functional ability different from women that justifies gender differences in trust and trustworthiness.

Finally, the psychological approach (Riley and Babcock 2002; Ostrom 2003) connects behavioural regularities to the context within which decisions are taken. This view tends to differentiate between those factors explaining trust and those explaining trustworthiness. For example, trust could be explained in terms of the psychological mechanisms activated in conditions of uncertainty, as negativity bias or cognitive consistency (Eiser and White 2005). By contrast, trustworthiness would be explained in terms of norms, which are defined as valuations – internal to the strategic situation – of a certain choice. Women would tend to interpret the economic exchange more communally and empathically and thus to repay trust with trustworthiness in return more than men. Female behaviour would exhibit more trustworthiness because women's preferences are more other-regarding than men's.

Our experiment intends to provide some evidence about whether or not trust and trustworthiness depend on different factors. Specifically, we assume initially that while senders interpret the decision to trust mainly as an economic investment, responders are trustworthy mainly because they have altruistic preferences. The corroboration of this hypothesis would be helpful in explaining gender differences in the trust game. Women would be more trustworthy because they are more altruistic than men. In contrast, the role of risk aversion in trust would make the decision of trusting strictly dependent on subjects' competitive attitude. If men perform better than women in competitive environments (Gneezy, Niederle and Rustichini 2005), this interpretation could explain the fact that men trust more than women.

Another experimental finding we emphasize is women's higher sensitivity to the changes in the laboratory environment. In a survey on gender differences in the lab, Croson and Gneezy (2004, p. 19) argue that

this variance (gender difference) can be explained by a differential sensitivity of men and women to the social conditions in the experiment. Research from psychology suggests that women are more sensitive to social cues in determining appropriate behavior than are men. (...) Participants of both genders are likely maximizing an underlying utility function, but the function that men use is less sensitive to the conditions of the experiment, information about the other party, and (even) the other party's actions, than the function that women use.

According to this view, women would be more sensitive than men to the experimental context, i.e. face-to-face interaction, design variations or information about the partner. When Cox (2002) applies its design to detect gender differences in the trust game, he chooses not to inform participants of partner's gender. Our experiment modifies Cox's design exactly in this point by testing trust and trustworthiness with known gender. We expect that this feature of the design will increase the differences of reactivity between men and women and consequently highlight the gender effect.

Finally, the surveyed evidence shows that men and women may behave differently depending upon a partner's gender. According to the theory of parental investment (Trivers 1972), individuals would be more cooperative against the opposite sex than within the same sex – for evolutionary reasons. The relevance of gender pairing in bilateral relationships is supported by an experiment carried out by Sutter, Bosman, Kocher and van Winden (2003), who find that cooperation is lower with bargaining partners of the same gender. We decided to inform subjects of partner's gender also to collect evidence on this hypothesis.

6.3 Experimental design

The main purpose of our experiment, which is to detect differences in altruism between genders in the trust game, was not extensively analysed in the laboratory, as indicated in the previous section. The only exception is the design proposed by Cox (2002, 2004) that decomposes transfers resulting from trust or trustworthiness and transfers resulting from altruistic preferences that are not conditional on the behaviour of others. This design includes three treatments – A, B and C – with a between-subjects design in which each subject takes part in only one treatment.

Treatment A is the standard trust game. Each responder is given 5€ as participation fee. Each sender receives 5€ in half units and is given the task of deciding how many to transfer to the paired responder. The amounts

transferred are tripled by the experimenter and given to the paired responder. Each responder decides whether she or he wants to return some, all, or none of the amount received to the paired sender and the game ends. In this treatment the decisions of both sending and giving back money are also attributable to altruistic preferences but this determinant is not distinguishable from the subjects' attitudes to trust or to be trustworthy.

Treatment B is a dictator game which differs from treatment A only because responders have no decision to make, while senders decide as in treatment A. In treatment B senders do not have any motivation to send related to trust because they do not expect any money back. In our interpretation, any amount of money sent by senders to the paired man or woman can be ascribed to altruistic preferences.

Treatment C is another dictator game in which senders do not move while responders decide how much money to send to senders. Subjects' initial endowments are calculated as follows. Senders receive an amount of money equal to that held by the senders in the experiments of treatment A after having taken their sending decisions. Responders are given as initial endowment the (tripled) amounts of money received by responders in the experiments of treatment A. Both senders and responders are informed with a table of the exact inverse relation between the endowments received by the responder and by the anonymously paired sender. Thus, each responder will transfer part or all the initial endowment only if his or her preferences are altruistic because the sender cannot send back anything.

The comparison between these treatments gives an across-subjects measure of altruism. In particular, the degree of altruism in trusting decisions is measured by the ratio between the proportions of the initial endowment sent by the senders to the responders in treatment A and in treatment B. The degree of altruism in trustworthiness is measured by the ratio between the proportions of amounts of money transferred to senders by responders in treatment A and in treatment C.

To exemplify, the lowest degree of altruism in trust occurs if senders do not send any money in treatment B and any amount of money sent in treatment A is attributable to trust. Where there is a higher ratio between the average amount sent in treatment B and the average amount sent in treatment A this indicates a greater degree of altruism. The same calculation on the proportions between the amount sent and the amount received by responders in Treatment A and C gives an estimation of the degree of altruism in trustworthiness.

We modify Cox's design by insisting that a partner's gender is known by both senders and responders. Consequently, we had to decide how to inform subjects of partner's gender and we chose to communicate the gender by naming each subject 'man' or 'woman'.¹ The same information can be conveyed by making known participants' proper names, but this option can be criticized for two principal reasons. The first is that proper names

have an evocative meaning and hence may unconsciously influence subjects' behaviour in a way that is hard to predict. The second is that anonymity may be not guaranteed if the experiment involves no cheating and names are real names.² Although we acknowledge that to communicate the partner's gender by means of the labels 'woman' or 'man' may intensify the focus on gender, we assess this to be a minor drawback.

The experiments were carried out between March and October 2005 and involved 216 subjects – 108 women and 108 men. All the subjects were first- or second-year undergraduate students from the Universities of Siena and Firenze, recruited from economics courses through billboards posted on the web and around the university campus. The experiments were run manually and the participants were paid according to the euros earned. Table 6.1 summarizes the experimental design.

We ran all treatments with a double blind procedure. It was made clear to subjects that in all of the sessions neither the experimenters nor other subjects were able to attribute individual choices to individual people. To guarantee this anonymity, all subjects were initially directed to an isolated desk so that they could make their decisions in private. Then, subjects received the written instructions that were read aloud by the monitor.

In treatment A, when the experiment began, senders were given a large unmarked envelope which contained the money to be invested (5 euros which could be transferred in steps of half units), the 'identification card' marked with the identification number and the partner's gender ('woman' or 'man'), a small envelope and two 'gender cards' marked respectively with the word 'man' or 'woman'. Senders were asked to remember their identification numbers. In addition, receivers were given a large unmarked envelope which contained the fee (5€) and a card marked with the identification number. The correspondence between each number and each participant remained unknown to the other participants and to the experimenter and this was made clear to the participants.

Table 6.1 Summary of the experimental design

<i>Session</i>	<i>Treatment</i>	<i>Participants</i>
1	A	12 + 12
2	A	12 + 12
3	A	12 + 12
4	B	12 + 12
5	B	12 + 12
6	B	12 + 12
7	C	12 + 12
8	C	12 + 12
9	C	12 + 12
Total		108 + 108

Once senders had decided how much money to send to their partners in the small envelopes, they had to insert the identification cards in the smaller envelopes. Moreover, each subject had to insert the appropriate gender card corresponding to his or her gender. The sealed envelopes were collected in a closed urn by the monitor and were taken to the experimenters who were in a separate room. After having recorded the amount sent and tripled it, the experimenters marked each envelope with the number identifying a receiver of the appropriate gender. The envelopes in the closed urn were delivered again by the monitor to the subjects' room. At this time, responders were called one at a time by the monitor. Once called, each responder had to privately choose the envelope with her or his identification number from the urn placed on an isolated desk. Then he or she came back to his or her place. Having decided how much of the received money to return to the sender, responders sealed their envelopes. The monitors collected again the envelopes in the closed urn and took them to the experimenters' room, where the experimenters recorded the amounts returned and gave the envelopes back for distribution to senders by the same procedure used before. When the experiment was over, all subjects left the room without revealing their identities to anyone.

The other two treatments followed the same double blind procedure. In treatment B the procedure stopped after the sending decision. In treatment C all the subjects also received the table reporting the pairs of the amounts of money received by responders and senders and the procedure ended after the transfer of money from the responders to the senders.

6.4 Results

Our experiment intended to test the following two hypotheses that concern the effect of altruism on subject's behaviour in the trust game:

- H.1 Women are more altruistic than men as both senders and responders.
- H.2 Mixed gender pairings exhibit a higher level of altruism in the decisions both of trusting and of being trustworthy.

We first analyse sender's decisions to measure the degree of altruism in trust and then responder's decisions that determine the degree of altruism in trustworthiness.

The results of treatment A (Table 6.2) confirm the very common finding that men trust more and are less trustworthy than women. On average, men send more than women (55.6 per cent and 28.9 per cent respectively) and women return more than men (20.2 per cent and 12.5 per cent). However, the t-test and the non-parametric Wilcoxon test show that the difference between genders is statistically significant only for trust.

Table 6.2 Trust and trustworthiness in treatment A (average values)

Trust				Trustworthiness			
Sender's gender	Amount sent	Amount sent/ endowment	N	Responder's gender	Amount returned	Amount returned/ Amount received	N
Female	1.4	28.9	18	Female	1.9	20.2	16
Male	2.7	55.6	18	Male	0.9	12.5	17
Total	2.1	42.2	36	Total	1.3	16.2	33

T-test for equality of means		T-test for equality of means	
T	3.93	T	-1.07
Sign. Value	0.02	Sign. value	0.29

N-PAR Wilcoxon		N-PAR Wilcoxon	
Wilcoxon	234	Wilcoxon	260
Sign. Value	0.02	Sign. value	0.32

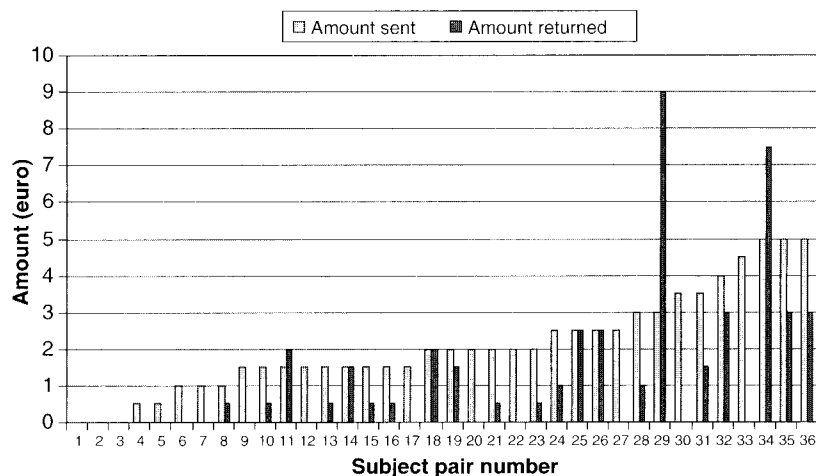


Figure 6.1 Subjects' decisions in treatment A sorted by amounts sent

Figure 6.1 records the amount sent and returned by each pair. Three subjects send nothing and three subjects send the whole of their endowment. Of the 33 responders who receive a positive amount of money, 12 subjects do not return anything, whereas three responders give back more than the amount sent by the senders.

Table 6.3 reports the average amounts sent by 18 males and 18 females in the treatment B. Again, male subjects send more than female subjects (25.6 per cent for men and 18.3 per cent for women).³

Table 6.3 Amounts sent in treatments A and B by gender (average values)

	Amount sent	Standard deviation	Amount sent/ Endowment (%)	N
<i>Treatment A</i>				
Female	1.44	(1.19)	28.9	18
Male	2.78	(1.24)	55.6	18
All	2.11	(1.37)	42.2	36
<i>Treatment B</i>				
Female	0.92	(0.79)	18.3	18
Male	1.28	(1.18)	25.6	18
All	1.10	(1.00)	21.9	36

	Amount sent Tr. B/Amount sent Tr. A (Altruism) (%)
Female	63.9
Male	46.0
All	52.1

Table 6.4 Tobit regressions of gender differences in treatments A and B

Number of obs. = 72 LR chi2(2) = 19.85 Prob > chi2 = 0.0000 Log likelihood = -114.67847 Pseudo R2 = 0.0796

	Coeff.	Std. Err.	t	P > t	[95% Conf. Interval]	
α	-1.125	0.314	-3.57	0.001	-1.75353	-0.4974943
β	-0.990	0.315	-3.14	0.002	-1.619317	-0.3621984
C	2.593	0.270	9.58	0.000	-2.053975	-3.133496

Observations summary: 9 left-censored obs. at amount returned ≤ 0 ; 59 uncensored obs.; 4 right-censored obs. at amount sent ≥ 5 .

The comparison between treatments A and B gives a measure of altruism in trust, that is determined by the ratio between the amount sent in treatment B and the amount sent in treatment A. Women exhibit a degree of altruism in trust higher than men. The ratio between the female and male altruism (respectively, 63.9 per cent and 46.0 per cent) is equal to 1.39.

These results can be summarized by means of a tobit estimation of the model (Table 6.4):

$$S_i = c + \alpha DT_i + \beta DS_i + \varepsilon_i$$

In the equation above S_i is the amount sent in treatments A and B (censored for 0 and 5), DT_i is a treatment dummy ($DT = 0$ for treatment A and $DT = 1$ for treatment B) and DS_i is a gender dummy ($DS = 0$ for men and $DS = 1$ for women).

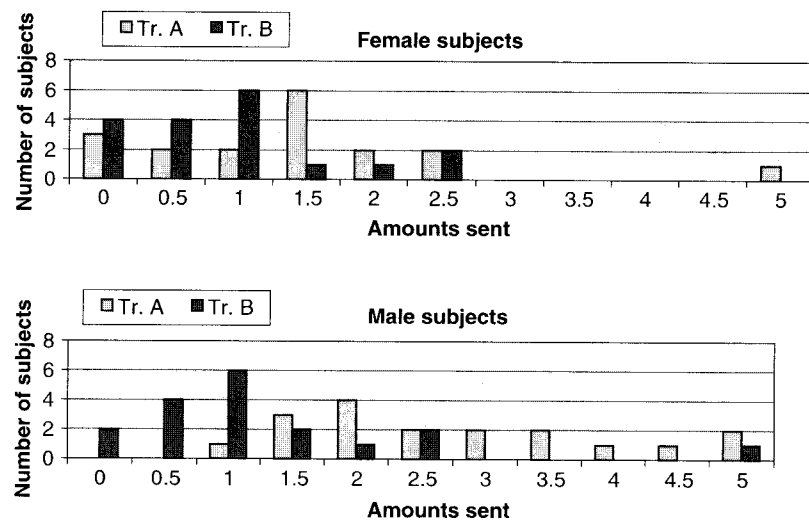


Figure 6.2 Senders' decisions in treatments A and B sorted by gender and amount sent

The estimation gives evidence of trust because the negative α coefficient is significant. Senders' behaviour is significantly differentiated between genders, as shown by the negative value of the β coefficient.

Visual inspection of Figure 6.2, which reports the amounts sent by female and male subjects grouped by the transfers of half units, confirms the conclusion of the tobit regression.

Finally, we analyse the effect of gender pairing on subjects' behaviour in treatments A and B. Gender pairing has a significant effect only in treatment B (Table 6.5), in which senders paired with responders of the other gender send more than senders matched with same gender responders (25.0 per cent and 18.9 per cent, respectively). More significantly, mixed pairings exhibit a higher degree of altruism (60.1 per cent) than same gender pairings (44.1 per cent).

Turning now to the analysis of treatment C (Table 6.6), we find that women return more than men (21.3 per cent vs 7.6 per cent) and this difference is statistically significant.

Being responders endowed with the same amount of money in treatments A and C, the comparison between the two treatments gives a measure of the degree of altruism for trustworthiness – that is the ratio between the amount returned in treatment C and the amount returned in treatment A. Women exhibit more altruism (90.0 per cent) than men (55.2 per cent) and the ratio between the two values is 1.64. The t-test shows that the difference between genders in treatment C is statistically significant ($t = 3.35, p = 0.002$).

Table 6.5 Amounts sent in treatments A and B by gender pairings (average values)

	Amount sent	Standard deviation	Amount sent/Endowment (%)	N
<i>Treatment A</i>				
Mixed	2.08	(1.32)	41.7	18
Same	2.13	(1.46)	42.8	18
All	2.11	(1.37)	42.2	36
<i>Treatment B</i>				
Mixed	1.25	(0.73)	25.0	18
Same	0.94	(1.22)	18.9	18
All	1.10	(1.00)	21.9	36
<i>Amount sent Tr. B/Amount sent Tr. A (Altruism) (%)</i>				
Mixed	60.1			
Same	44.1			
All	52.1			

Table 6.6 Amounts returned in treatments A and C by gender (average values)

	Amount returned	Standard deviation	Amount returned/Amount received (%)	N
<i>Treatment A</i>				
Female	1.88	(2.68)	20.2	16
Male	0.85	(1.08)	12.5	17
All	1.35	(2.05)	16.2	33
<i>Treatment C</i>				
Female	1.68	(1.34)	21.3	16
Male	0.47	(0.65)	7.6	17
All	1.06	(1.20)	14.2	33
<i>Amount returned Tr. C/Amount returned Tr. A (Altruism) (%)</i>				
Female	90.0			
Male	55.2			
All	78.5			

Following Cox (2002), we run two tobit estimations of the model

$$R_i = c + \alpha Var_i + \beta S_i + \varepsilon_i$$

in order to discriminate between the amount returned due to other-regarding preferences and the amount returned due to positive reciprocity. In the equation above R_i is the amount returned, which is censored between

Table 6.7 Tobit regressions of amount returned in treatments A and C by gender

Men						
Number of obs = 34 LR chi2(2) = 11.37 Prob > chi2 = 0.0034 Log likelihood = -39.1638						
	Coeff.	Std. Err.	t	P > t	[95% Conf. Interval]	
α	0.348794	0.210453	1.66	0.107	-0.07989	0.777474
β	0.557361	0.245938	2.27	0.03	0.056401	1.05832
c	-1.25843	0.581275	-2.16	0.038	-2.44245	-0.07442

Observations summary: 16 left-censored obs. at amount returned ≤ 0 ; 16 uncensored obs.; 2 right-censored obs. at amount returned ≥ 3 .

Women						
Number of obs. = 32 LR chi2(2) = 9.73 Prob. > chi2 = 0.0077 Log likelihood = -59.24727						
	Coeff.	Std. Err.	t	P > t	[95% Conf. Interval]	
α	0.144684	0.272998	0.53	0.6	-0.41285	0.702221
β	0.963728	0.340364	2.83	0.008	0.268612	1.658843
c	-1.27247	0.935356	-1.36	0.184	-3.18272	0.637785

Observations summary: 8 left-censored obs. at amount returned ≤ 0 ; 23 uncensored obs.; 1 right-censored obs. At amount returned ≥ 9 .

0 and 15, S_i is the amount received, Var_i is given by the product of a treatment dummy DT by the amount sent ($Var_i = S_i \cdot DT$, where $DT = 1$ for treatment A and $DT = 0$ for treatment C).

The tobit regressions exhibit a positive correlation between the amount returned and the amount received, as shown by the β coefficients of both genders (Table 6.7). The value of the α coefficient, which measures the differences in subjects' reactivity between the two treatments, is not significantly different from zero for women. The same coefficient is different from zero at 89.3 per cent for men and this supports the hypothesis of positive reciprocity. Moreover, for men the estimate of the constant c is negative and significantly different from zero, and this result leads to exclude pure other-regarding preferences.⁴

Figures 6.3a and 6.3b report the amounts returned respectively by female and male subjects sorted by the amounts received in treatments A and C.

Finally, we consider the effect of gender pairing in trustworthiness. Table 6.8 reports that mixed pairs return more than same gender pairs only in Treatment A (19.0 per cent and 13.2 per cent, respectively). By contrast, in Treatment C the order between the pairs is reversed (12.9 per cent and 15.6 per cent, respectively). The resulting degree of altruism is greater for same gender pairings than for mixed pairings (97.1 per cent vs 66.7 per cent).

From our findings it can be seen that Hypothesis H.1 was confirmed by the comparison among the three treatments. Women exhibit a higher degree

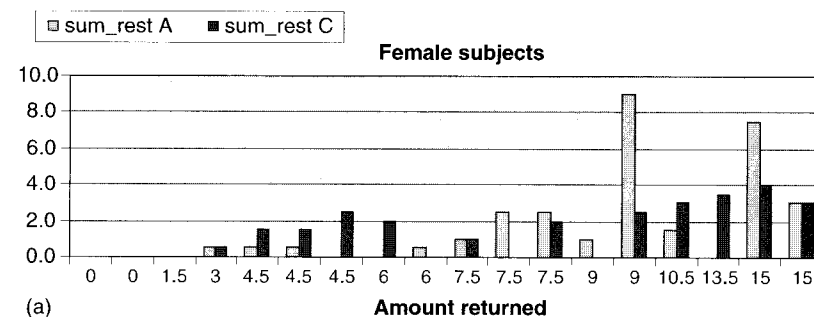


Figure 6.3a Amounts returned in treatments A and C by amounts received

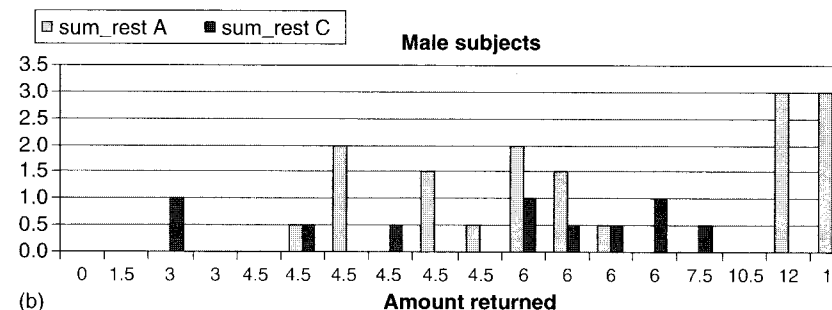


Figure 6.3b Amounts returned in treatments A and C by amounts received

Table 6.8 Amounts returned in treatments A and C by gender pairings (average values)

	Amount returned	Standard deviation	Amount returned/Amount received (%)	N
Treatment A				
Mixed	1.59	(2.63)	19.0	16
Same	1.09	(1.21)	13.2	17
All	1.35	(2.05)	16.2	33
Treatment C				
Mixed	1.06	(1.38)	12.9	16
Same	1.06	(1.01)	15.6	17
All	1.07	(1.20)	14.2	33
Amount sent Tr. C/Amount sent Tr. A (Altruism) (%)				
Mixed	66.7			
Same	97.1			
All	79.3			

of altruism than men in terms of both trust and trustworthiness, but the ratio between female and male altruism is greater for trustworthiness (1.64) than for trust (1.39). This result supports the thesis that women are more trustworthy than men because trustworthiness is more related to altruism than trust. Hypothesis H.2 was not supported by the data. Mixed-gender pairs exhibit a higher degree of altruism than same-gender pairs for trust but not for trustworthiness.

6.5 Conclusions

This chapter provides experimental evidence against the t-pair assumption according to which the decisions of trusting and of being trustworthy are directly related. Most laboratory work on the trust game shows that women send less than men when playing as senders and return back more than men as responders. We claim that this behaviour can be better explained by the fact that women are more altruistic than men. Being trust mainly dependent on risk aversion and trustworthiness on altruism, differences in altruism explain gender differences in the trust game.

Our findings support this hypothesis. Women display more altruism than men both for trust and trustworthiness. Moreover, the difference between genders in the degree of altruism, which is given by the across subjects comparison between the trust game and two dictator games in which senders and responders do not reciprocate, is greater for trustworthiness than for trust.

This result departs from Cox's (2002) findings, according to which men and women exhibit a nearly equivalent degree of altruism. In that experiment gender differences in altruism were not statistically significant for trust and only men exhibited significant positive reciprocity. Our test differs from Cox's because participants were informed of partner's gender. We conjecture that if women are more sensitive than men to the experimental context this change could have highlighted gender differences.

Lastly, we find mixed evidence on the gender pairing effect. The hypothesis that mixed pairs are more cooperative than same gender pairs and implement more efficient outcomes when trust is needed is not supported by our data.

Notes

- 1 Innocenti and Paziienza (2004) focused on how experimenter's gender influences players' behaviour. Also in that case we test the trust game with known gender by naming each subject man or woman.
- 2 On this point see Dufwenberg and Muren (2003) and Slonim (2004). A different view is expressed by Holm (2000).
- 3 The difference in the amount sent between genders is significant in treatment A at 99 per cent while it is not statistically different from zero in treatment B.

- 4 Cox (2002) reports a greater difference between genders. While women exhibit a positive and significant constant and other coefficients not different from zero, supporting the hypothesis of other regarding preferences, for men the estimation gives a constant not different from zero and significantly positive coefficients for α and β , which support the hypothesis of positive reciprocity.

References

- Andreoni, J. and L. Vesterlund (2001) 'Which Is The Fair Sex? Gender Differences In Altruism', *The Quarterly Journal of Economics*, 116, 293–312.
- Ashraf, N., I. Bohnet and N. Piankov (2003) 'Is Trust a Bad Investment?', KSG Working Papers, RWP03-047.
- Bacharach, M., G. Guerra and D. Zizzo (2001) 'Is Trust Self-fulfilling? An Experimental Study', Department of Economics, University of Oxford, Discussion Paper Series 76.
- Berg, J., J. Dickhaut and K. McCabe (1995) 'Trust, Reciprocity and Social History', *Games and Economic Behavior*, 10, 122–42.
- Buchan, N. R., R. Croson and S. S. Solnick (2004) 'Trust and Gender: An Examination of Behavior, Biases, and Beliefs in the Investment Game', working paper, University of Pennsylvania.
- Camerer, C. (2005) *Behavioral Game Theory: Experiments in Strategic Interaction*. Princeton: Princeton University Press.
- Chaudhuri, A. and L. Gangadharan (2002) 'Gender Differences in Trust and Reciprocity', Discussion paper, Wellesley College and University of Melbourne.
- Cox, J. (2002) 'Trust, Reciprocity, and Other-Regarding Preferences: Groups vs. Individuals and Males vs. Females', in R. Zwick and A. Rapoport (eds), *Advances in Experimental Business Research*. Boston: Kluwer Academic Publishers.
- Cox, J. (2004) 'How to Identify Trust and Reciprocity', *Games and Economic Behavior*, 46, 260–81.
- Cox, J. C. and C. A. Deck (2002) 'When are Women More Generous than Men?', working paper, University of Arizona and University of Arkansas.
- Croson, R. and N. Buchan (1999) 'Gender and Culture: International Experimental Evidence from Trust Games', *Gender and Economic Transactions*, 89, 386–91.
- Croson, R. and U. Gneezy (2004) 'Gender Differences in Preferences', working paper Wharton School, University of Pennsylvania.
- Dufwenberg, M. and A. Muren (2003) 'Discrimination by Gender and Social Distance', working paper, University of Arizona.
- Eckel, C. C. and P. J. Grossman (1998) 'Are Women Less Selfish than Men? Evidence from Dictator Experiments', *Economic Journal*, 108, 726–35.
- Eckel, C. C. and P. J. Grossman (forthcoming) 'The Difference in the Economic Decisions of Men and Women: Experimental Evidence', in C. Plott and V. Smith (eds), *Handbook of Experimental Results*. New York: Elsevier.
- Eckel, C. C. and R. K. Wilson (2002) 'Conditional Trust: Sex, Race and Facial Expressions in a Trust Game', working paper, Virginia Tech and Rice University.
- Eckel, C. C. and R. K. Wilson (2004) 'Whom to Trust? Choice of Partner in a Trust Game', working paper, Virginia Tech and Rice University.
- Eiser, J. R. and M. P. White (2005) 'A Psychological Approach to Understanding how Trust is Built and Lost in the Context of Risk', working paper, University of Sheffield.
- Fehr, E. and K. M. Schmidt (1999) 'A Theory of Fairness, Competition, and Cooperation', *The Quarterly Journal of Economics*, 114, 817–68.

- Feshman, C. and U. Gneezy (2001) 'Discrimination in a Segmented Society: An Experimental Approach', *The Quarterly Journal of Economics*, 116, 351–77.
- Geanakoplos, J., D. Pearce and E. Stacchetti (1989) 'Psychological Games and Sequential Rationality', *Games and Economic Behavior*, 1, 60–79.
- Gneezy, U., M. Niederle and A. Rustichini (2005) 'Performance in Competitive Environments: Gender differences', working paper, The University of Chicago GSB and Technion, Stanford University and University of Minnesota.
- Guerra, G. and D. J. Zizzo (2004) 'Trust Responsiveness and Beliefs', *Journal of Economic Behavior & Organization*, 55, 25–30.
- Holm, H. J. (2000). 'Gender-Based Focal Points', *Games and Economic Behavior*, 32, 292–314.
- Innocenti, A. and M. G. Paziienza (2004) 'Experimenter Bias across Gender Differences', *Quaderni del Dipartimento di Economia Politica, Università di Siena*, 438.
- McCabe, K., D. Houser, L. Ryan, V. Smith and T. Theodore (2001) 'A Functional Imaging Study of Cooperation in Two-Person Reciprocal Exchange', *Proceedings of the National Academy of Sciences (U.S.A.)*, 98, 11832–5.
- Ostrom, E. (2003) 'Toward a Behavioral Theory Linking Trust, Reciprocity, and Reputation', in E. Ostrom and J. Walker (eds), *Trust and Reciprocity: Interdisciplinary Lessons from Experimental Research*. New York: Russell Sage Foundation, pp. 19–79.
- Rabin, M. (1993). 'Incorporating Fairness into Game Theory and Economics', *American Economic Review*, 83, 1281–302.
- Riley, H. and L. Babcock (2002) 'Gender as a Situational Phenomenon in Negotiation', KSG Faculty Research Working Papers Series, RWP02-037.
- Rustichini, A. (2005) 'Neuroeconomics: Present and Future', *Games and Economic Behavior*, 52, 201–12.
- Scharlemann, J. P. W., C. C. Eckel, A. Kacelnik and R. K. Wilson (2001) 'The Value of a Smile: Game Theory with a Human Face', *Journal of Economic Psychology*, 22, 617–40.
- Schwieren, C. and M. Sutter (2003) 'Trust in Cooperation or Ability? An Experimental Study on Gender Differences', Discussion paper, University Pompeu Fabra Barcelona and Max Planck Institute for Research into Economic Systems, Jena.
- Shaub, M. K. (1996) 'Trust and Suspicion: The Effects of Situational and Dispositional Factors on Auditors' Trust of Clients', *Behavioral Research in Accounting*, 8, 154–74.
- Slonim, R. (2004) 'Gender Selection Discrimination: Evidence from a Trust Game', working paper, Case Western Reserve University.
- Snijders, C. and G. Keren (1999) 'Determinants of Trust', in D. Budescu, I. Erev and R. Zwick (eds), *Games and Human Behavior*. Mahwah, NJ: Lawrence Erlbaum Associates.
- Sutter, M., R. Bosman, M. Kocher and F. van Winden (2003) 'Experimental Evidence of the Importance of Gender Pairing in Bargaining', Discussion paper, Max Planck Institute, University of Innsbruck, De Nederlandsche Bank and CREED/University of Amsterdam.
- Trivers, R. L. (1972) 'Parental Investment and Sexual Selection', in B. Campbell (ed.), *Sexual Selection and the Descent of Men: 1871–1971*. Chicago: Aldine, pp. 136–79.

Appendix: Instructions (translation from Italian)

Treatment A

This is an experiment in the economics of decision making. The Ministry of University and the University of Siena have provided funds to conduct

this research. The instructions you are about to read are self-explanatory. Two of us have been chosen as monitors and will check that the instructions are followed as they appear here. However, they will not answer any questions during this experiment. If you have any doubts, you should read back through these instructions. Now that the experiment has begun, we ask that you do not talk at all during this experiment. If you follow these instructions closely and make appropriate decisions, you can earn an amount of money that will be given to you in cash at the end of the experiment.

All the participants to the experiment will be divided in two groups – players A and players B. Each player A will be paired with a player B. You will not be told who the person you are paired with is either during or after the experiment. The only information you will have is the gender of the person to which you are paired with. Neither the monitors and the experimenters nor the other participants will be able to associate your choices to your name. Whatever decision you will take, it will remain totally anonymous.

Each person will be given 5 euros as a show-up fee for this experiment. Each player A will have the opportunity to send in an envelope, some, all or none of their show-up fee to the player B with which they are paired. The amount sent will be tripled. For example, if player A sends an envelope that contains 2 euros, the envelope will contain 6 euros when it is given to the paired player B. If you send an envelope that contains 4 euros, the envelope will contain 12 euros when it is given to the paired player B. The player B will then decide how much money to send back to the paired player A and how much money to keep and the game will end.

The remainder of these instructions will explain exactly how the experiment is organized. These instructions are structured so that no one, including the experimenters and the monitors, will know people's personal decisions. Since your decision is absolutely private, we ask that you do not tell anyone your decision during the experiment.

The experiment is conducted as follows. Each of one will extract from a closed urn taken by the monitor a ticket that indicate if he or she is Player A or Player B. Then the other monitor will place a number of large unmarked envelopes in a closed box. Each of these envelopes contains 5 euros, two identical 'identification cards' marked with a number that you are asked to remember throughout the experiment, a 'gender card' marked with the word 'woman' or 'man' and a small envelope. Then monitors the players A one at a time to go to the isolated box placed at the back of the room. Each person possessing the ticket 'player A' will take an unmarked envelope from the box and will come back to his or her isolated desk.

Then he or she will privately open the unmarked envelope and write on the two identification cards either the letter W (if she is a woman) or the letter M (if he is a man). Please do not forget to include this information. Then each player A will place as many euros in the smaller envelope as he or she wants, keeping the rest. Examples: (a) put 2 euros in the smaller envelope and keep 3 euros; (b) put 4 euros in the smaller envelope and keep 1 euro. These are

examples only; the actual decision is up to each person. It is important to keep in mind that the person who received the amount you sent will be a female if the word 'woman' is written on the received gender card and a male if the word 'man' is written on the received gender card.

Once each player A has made the decision, he or she will put the smaller envelope, one of the two identification cards and the gender card in the larger envelope. Then the monitors will call one player A at a time to go to the isolated box. Each person will put the larger envelope into the box. Note that each returned envelope will look exactly the same and neither monitors nor others will be able to attribute individual choices to individual subjects.

After all of the envelopes have been put in the return box, one of the two monitors will take the box in a separate room where the experimenter, will take each of the smaller envelopes out of the larger envelopes, record on a sheet of paper the letter and the number written on the identification card and the amount of money inside the smaller envelope. Then the experimenters will triple the amount of money found in the smaller envelope, place the smaller envelope back into the larger envelope, and write an identification number out of the larger envelope. At this point, the experimenters will again transfer the envelopes in the return box.

The monitors will then take the box back into the experiment room and call one player B at a time to go to the isolated box to retrieve the larger envelope with his or her identification number marked on it. Do not open your envelope yet. This process will continue until every player B has retrieved his or her appropriate envelope and returned to his or her seat. When everyone is finished, monitors will ask if every player B has retrieved the correct envelope. If all the players B have taken the correct envelope, then the experiment will continue. If, however, an envelope has ended up with the wrong person, then the monitors will call one player B at a time again and the process will be repeated until everyone has the correct envelope.

Then each player B will privately open the larger envelope and must decide how many euros to leave in the smaller envelope. The player B keeps the remaining euros. The smaller envelope should then be replaced in the larger envelope. When everyone has had the opportunity to make his or her decision, the monitors will call again one player B at a time. Each player B will return the larger envelopes to the isolated box. The monitors will then take back the box to the experimenters, who will open the larger envelopes and record how much is in the smaller envelope. The experimenters will put the smaller envelopes in the larger envelopes, and the monitors will take them back into the experiment room.

Then monitors will call the players A one at a time to go to the isolated box to retrieve the larger envelope marked with the appropriate identification number. Do not open your envelope yet. This process will continue until everyone has retrieved his or her envelope and returned to his or her seat.

When everyone is finished, monitors will ask if every player A has retrieved the correct envelope. If the people have all taken the correct envelope, then the experiment is finished. If, however, an envelope has ended up with the wrong person, then the monitors will collect all the smaller envelopes again and the process will repeat until everyone has the correct envelope.

At this time, you should take all your belongings and leave the experiment room when you are done. When everyone in the room has left, the experiment is over, and the monitors will be paid for their participation.

Treatment B

This is an experiment in the economics of decision making. The Ministry of University and the University of Siena have provided funds to conduct this research. The instructions you are about to read are self-explanatory. Two of us have been chosen as monitors and will check that the instructions are followed as they appear here. However, they will not answer any questions during this experiment. If you have any doubts, you should read back through these instructions. Now that the experiment has begun, we ask that you do not talk at all during this experiment. If you follow these instructions closely and make appropriate decisions, you can earn an amount of money that will be given to you in cash at the end of the experiment.

All of the participants in the experiment will be divided in two groups – players A and players B. Each player A will be paired with a player B. You will not be told who the person you are paired with is either during or after the experiment. The only information you will have is the gender of the person with which you are paired. Neither the monitors and the experimenters nor the other participants will be able to associate your choices with your name. Whatever decision you will take, it will remain totally anonymous.

Each person will be given 5 euros as a show-up fee for this experiment. Each player A will have the opportunity to send in an envelope, some, all or none of their show-up fee to the player B with which he is paired. The amount sent will be tripled. For example, if player A sends an envelope that contains 2 euros, the envelope will contain 6 euros when it is given to the paired player B. If you send an envelope that contains 4 euros, the envelope will contain 12 euros when it is given to the paired player B.

The remainder of these instructions will explain exactly how the experiment is organized. These instructions are structured so that no one, not even the experimenters and the monitors, will know people's personal decisions. Since your decision is absolutely private, we ask that you do not tell anyone your decision during the experiment.

The experiment is conducted as follows. Each of one will extract from a closed urn taken by the monitor a ticket that will indicate if he or she is Player A or Player B. Then the other monitor will place a number of large unmarked envelopes in a closed box. Each of these envelopes contains 5 euros, the 'identification card' marked with a number, a 'gender card' marked with the

word 'woman' or 'man' and a small envelope. Then monitors will call each player A, one at a time, to go to the isolated box placed in the back of the room. Each person possessing the ticket 'player A' will take an unmarked envelope from the box and will come back to his or her isolated desk.

Then he or she will privately open the unmarked envelope and write on the identification card the letter W (if she is a woman) or the letter M (if he is a man). Please do not forget to include this information. Then each player A will place as many euros in the smaller envelope as he or she wants, keeping the rest. Examples: (a) put 2 euros in the smaller envelope and keep 3 euros; (b) put 4 euros in the smaller envelope and keep 1 euro. These are examples only; the actual decision is up to each person. It is important to keep in mind that the person who received the amount you sent will be a female if the word 'woman' is written on the received gender card and a male if the word 'man' is written on the received gender card.

Once each player A has made the decision, he or she will put the smaller envelope, the identification card and the gender card in the larger envelope. Then the monitors will call one player A at a time to go to the isolated box. Each person will put the larger envelope into the box. Notice that each returned envelope will look exactly the same and neither monitors nor others will be able to attribute individual choices to individual subjects.

After all the envelopes have been put in the return box, one of the two monitors will take the box in a separate room where the experimenter, one at a time, will take the smaller envelopes out of the larger envelopes, record on a sheet of paper the letter and the number written on the identification card and the amount of money inside the smaller envelope. Then the experimenters will triple the amount of money found in the smaller envelope, place the smaller envelope back into the larger envelope, and write an identification number out of the larger envelope. At this point, the experimenters will transfer again the envelopes in the return box.

The monitors will then take back the box to the experiment room and call one player B at a time to go to the isolated box to retrieve the larger envelope with his or her identification number marked on it. Do not open your envelope yet. This process will continue until every player B has retrieved his or her appropriate envelope and returned to his or her seat. When everyone is finished, monitors will ask if every player B has retrieved the correct envelope. If all the players B have taken the correct envelope, then the experiment will continue. If, however, an envelope has ended up with the wrong person, then the monitors will call one player B at a time again and the process will repeat until everyone has the correct envelope.

Then each player B will privately open the larger envelope and take the euros found in the smaller envelope. At this time, all the participants should take all your belongings and leave the experiment room. When everyone in the room has left, the experiment is over, and the monitors will be paid for their participation.

Treatment C

This is an experiment in the economics of decision making. The Ministry of University and the University of Siena have provided funds to conduct this research. The instructions you are about to read are self-explanatory. Two of us have been chosen as monitors and will check that the instructions have been followed as they appear here. However, they will not answer any questions during this experiment. If you have any doubts, you should read back through these instructions. Now that the experiment has begun, we ask that you do not talk at all during this experiment. If you follow these instructions closely and make appropriate decisions, you can earn an amount of money that will be given to you in cash at the end of the experiment.

All of the participants to the experiment will be divided in two groups – players A and players B. Each player A will be paired with a player B. You will not be told who the person you are paired with is either during or after the experiment. The only information you will have is the gender of the person with which you are paired. Neither the monitors and the experimenters nor the other participants will be able to associate your choices to your name. Whatever decision you will take it will remain totally anonymous.

Each player B will be given 5 euros as a show-up fee for this experiment plus another amount of money that he or she will have the opportunity to send in an envelope, some, all or none of their show-up fee to the player A with which he is paired. Each player A will be given an amount of money that depends on the amount of money received by the sum received by the player B with whom he or she is paired. For example, if player B receives 6 euros in addition to the show-up fee, the paired player A will receive 3 euros. If player B receives 12 euros in addition to the show-up fee, the paired player A will receive 1 euro. These are only examples; the actual decision is up to each person. All the possible pairs of initial endowments of players A and B will be shown in a sheet that each player will be given during the experiment.

The remainder of these instructions will explain exactly how the experiment is organized. These instructions are structured so that no one, including the experimenters and the monitors, will know the personal decision of people. Since your decision is absolutely private, we ask that you do not tell anyone your decision during the experiment.

The experiment is conducted as follows. Each of one will extract from a closed urn taken by the monitor a ticket that indicate if he or she is Player A or Player B. Then the other monitor will place a number of large unmarked envelopes in two closed boxes. Each of these envelopes contains an amount of money, the sheet indicating the possible pairs of initial endowments of players A and B, the 'identification card' marked with a number, a 'gender card' marked with the word 'woman' or 'man' and a small envelope.

Then monitors will call each player A at a time to go to one of the isolated boxes placed in the back of the room. Each person possessing the ticket

'player A' will take an unmarked envelope from the box and will come back to his or her isolated desk.

Then he or she will privately open the unmarked envelope and write on the identification card the letter W if he is a woman or the letter M if he is a man. Please do not forget to include this information. Then each player A will take the euros he or she finds in the envelope.

Then monitors will call each player B at a time to go to the other the isolated box placed in the back of the room. Each person possessing the ticket 'player B' will take an unmarked envelope from the box and will come back to his or her isolated desk.

Then he or she will privately open the unmarked envelope and write on the identification card the letter W if he is a woman or the letter M if he is a man. Please do not forget to include this information. Then each player B will place as many euros in the smaller envelope as he or she wants, keeping the rest. It is important to keep in mind that the person who received the amount you sent will be a female if the word 'woman' is written on the received gender card and a male if the word 'man' is written on the received gender card.

Once each player B has made the decision, he or she will put the smaller envelope, the identification card and the gender card in the larger envelope. Then the monitors will call one player B at a time to go to the isolated box. Each person will put the larger envelope into the box. Notice that each returned envelope will look exactly the same and neither monitors nor others will be able to attribute individual choices to individual subjects.

After all of the envelopes have been put in the return box, one of the two monitors will take the box into a separate room where the experimenter, one at a time, will take the smaller envelopes out of the larger envelopes, record on a sheet of paper the letter and the number written on the identification card and the amount of money inside the smaller envelope. Then the experimenters will transfer again the envelopes in the return box.

The monitors will then take the box back into the experiment room and call one player A at a time to go to the isolated box to retrieve the larger envelope with his or her identification number marked on it. Do not open your envelope yet. This process will continue until every player A has retrieved his or her appropriate envelope and returned to his or her seat. When everyone is finished, the monitors will ask if every player A has retrieved the correct envelope. If all the players A have taken the correct envelope, then the experiment will continue. If, however, an envelope has ended up with the wrong person, then the monitors will call one player A at a time again and the process will repeat until everyone has the correct envelope.

Then each player A will privately open the larger envelope and take the euros he or she finds in the smaller envelope. At this time, all of the participants should take all your belongings and leave the experiment room. When everyone in the room has left, the experiment is over, and the monitors will be paid for their participation.

Part III

Equilibrium Selection and Learning