



UNIVERSITÀ
DEGLI STUDI
FIRENZE

FLORE

Repository istituzionale dell'Università degli Studi
di Firenze

**Synthesis of benzo[c]quinolizin-3-ones: selective non steroidal
inhibitors of steroid 5 α -Reductase 1**

Questa è la Versione finale referata (Post print/Accepted manuscript) della seguente pubblicazione:

Original Citation:

Synthesis of benzo[c]quinolizin-3-ones: selective non steroidal inhibitors of steroid 5 α -Reductase 1 / A. GUARNA; E. G. OCCHIATO; D. SCARPI; R. TSAI; G. DANZA; A. COMERCI; R. MANCINA; M. SERIO. - In: BIOORGANIC & MEDICINAL CHEMISTRY LETTERS. - ISSN 0960-894X. - STAMPA. - 8:(1998), pp. 2871-2876.

Availability:

This version is available at: 2158/310309 since:

Terms of use:

Open Access

La pubblicazione è resa disponibile sotto le norme e i termini della licenza di deposito, secondo quanto stabilito dalla Policy per l'accesso aperto dell'Università degli Studi di Firenze (<https://www.sba.unifi.it/upload/policy-oa-2016-1.pdf>)

Publisher copyright claim:

(Article begins on next page)

SYNTHESIS OF BENZO[c]QUINOLIZIN-3-ONES:

SELECTIVE NON-STEROIDAL INHIBITORS OF STEROID 5 α -REDUCTASE 1

Antonio Guarna,^{*1} Ernesto G. Occhiato,¹ Dina Scarpi,¹ Ruey Tsai,² Giovanna Danza,³ Alessandra Comerci,³
Rosa Mancina,³ and Mario Serio³

¹Dipartimento di Chimica Organica "U. Schiff", and Centro di Studio sulla Chimica e la Struttura dei Composti Eterociclici e loro Applicazioni, CNR, Università di Firenze, Via G. Capponi 9, I-50121 Firenze, Italy (E-mail: guarna@chimorg.unifi.it). ²Ares-Serono International, 15bis Chemin des Mines, CH-1211 Geneve, Switzerland. ³Dipartimento di Fisiopatologia Clinica, Unità di Endocrinologia, Università di Firenze, Viale G. Pieraccini 6, I-50134 Firenze, Italy.

Received 5 June 1998; accepted 4 September 1998

Abstract: A short and efficient synthesis of novel benzo[c]quinolizin-3-one derivatives is described. The synthesis is based on the tandem Mannich-Michael cyclization between 2-silyloxy-1,3-butadienes and a *N-t*-Boc iminium ion. The prepared derivatives are selective inhibitors of human steroid 5 α -reductase isoenzyme 1, thus having potential application as drugs for treatment of male pattern baldness and other DHT-dependent skin disorders. © 1998 Elsevier Science Ltd. All rights reserved.

Steroid 5 α -reductase is a family of two isozymes, named type 1 (5 α R-1) and type 2 (5 α R-2), that catalyzes the NADPH-dependent reduction of testosterone (T) to dihydrotestosterone (DHT), and other 3-oxo-4-ene steroids (e.g., progesterone, corticosterone, etc.) to the corresponding 5 α compounds. The 5 α -reductase and its product DHT play an important role in the pathogenesis of some important human diseases, i.e. benign prostatic hyperplasia (BHP) and prostatic cancer, and skin disorders such as acne, alopecia, pattern baldness in men and hirsutism in women. Thus, the discovery of potent and selective inhibitors for the two isozymes appears of great importance for the pharmacological treatment of these pathologies.¹ Although the precise role of each 5 α R isoenzyme in DHT-dependent diseases is yet to be fully elucidated, however it is now clear that inhibitors of both enzymes are best applied to the BPH treatment, whilst selective inhibitors of 5 α R-1 could potentially be used for skin disorders treatment.

As part of our studies on 5 α -reductase² and its inhibitors³ we discovered a series of 19-nor-10-azasteroids **1** (Figure 1) which were potent inhibitors of both human 5 α R isoenzymes.⁴

* E-mail: guarna@chimorg.unifi.it

Fax: 0039-55-2476964

In designing these inhibitors (Figure 1), the vinylogous amide was inserted into the steroid nucleus as substrate-like transition state mimic of the T to DHT conversion.^{4,5} The presence of the nitrogen atom at position 10, conjugated with the carbonyl at C-3, is an essential feature for a good inhibition since, providing an increase of the negative partial charge on the oxygen,^{4,5} it probably determines a strong interaction with an electrophilic residue in the enzyme active site.

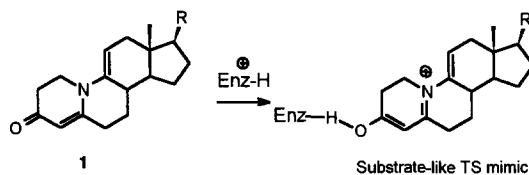


Figure 1.

Recently, some non-steroidal 5 α R inhibitors have been designed starting from the related parent steroidal inhibitors, and some of them have been found to be potent and selective 5 α R-1 inhibitors.¹ Selected examples of these non-steroidal inhibitors and their corresponding steroidal parents are shown in Figure 2.

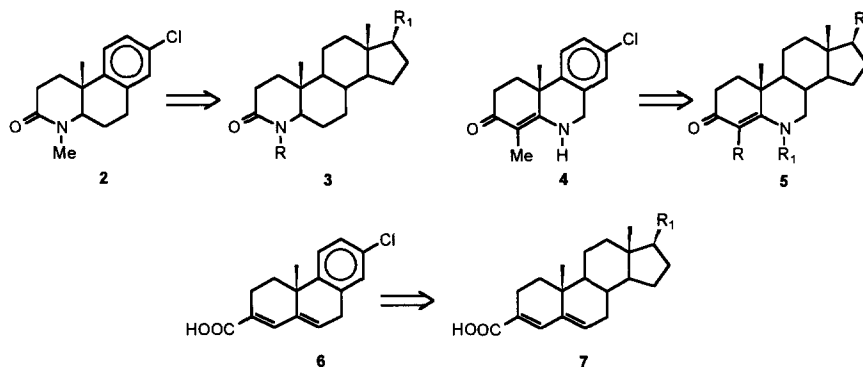


Figure 2.

Thus, benzoquinoline derivatives (typified by compound 2) were derived from 4-azasteroids 3, phenantridine derivatives (typified by compound 4) from 6-azasteroids 5, and diene acids (typified by compound 6) from steroidal acrylates 7.¹

Prompted by these reports, we targeted two types of novel benzo[c]quinolizin-3-ones 8 and 9 (Figure 3) which, maintaining the typical enamionone moiety of 19-nor-10-azasteroids 1, are differentiated by the position of the conjugated C-C double bond. Compound 8, having the unsaturation at C-4—C-4a, belongs to the 1*H*-benzo[c]quinolizines series and was designed as a potential substrate-like transition state mimic, whereas

compound **9**, of the 4*aH*-benzo[*c*]quinolizines series, was designed as a potential product-like transition state mimic.

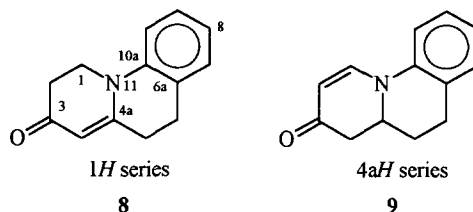
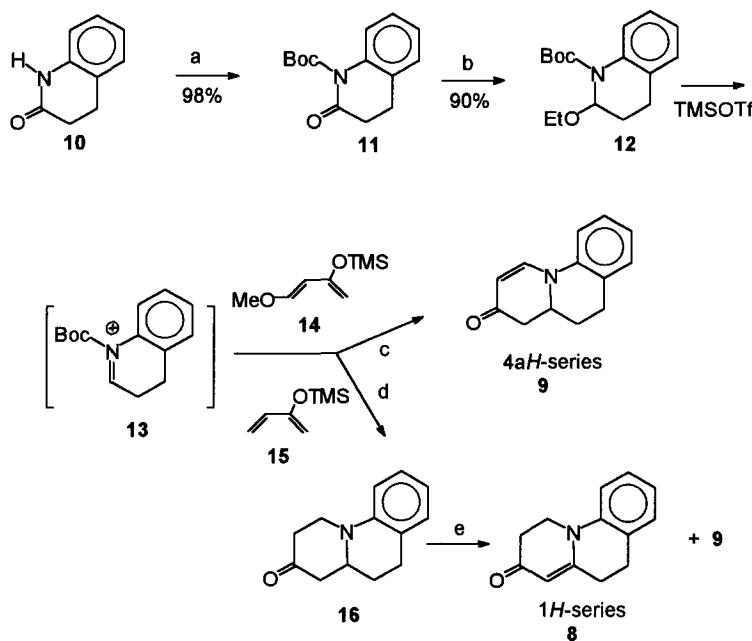


Figure 3.

We report herein on a short and efficient 4-step synthesis of novel benzo[*c*]quinolizine compounds **8** and **9** (Scheme 1), and their inhibition against human recombinant 5 α R-1 and human prostate homogenates (which contain mainly the type 2 isoenzyme).⁴



Scheme 1.

Reagents and conditions: a) Boc_2O , Et_3N , DMAP (cat.) CH_2Cl_2 , 16 h, 25 °C; b) NaBH_4 in EtOH, -25 °C, 4 h; then HCl 2N in EtOH, pH 3–4, 0 °C, 1.5 h; c) Danishefsky's diene **14**, Et_3N , TMSOTf in CH_2Cl_2 , 0 \rightarrow 25 °C, 30 min; then NaHCO_3 (sat) 36 h; d) 2-silyloxy-1,3-butadiene **15**, Et_3N , TMSOTf in CH_2Cl_2 , 0 \rightarrow 25 °C, 30 min; then NaHCO_3 (sat) 36 h; e) $\text{Hg}(\text{OAc})_2$, EDTA tetrasodium salt, 5% CH_3COOH (aq), 90 °C, 2 h.

The dihydroquinolin-2-one **10**⁶ (commercially available) was protected as *N*-*t*-Boc, then reduced to the ethoxy derivative **12** by treatment with NaBH_4 in EtOH at -25 °C followed by the slow addition of HCl 2N up to pH 3–4, according to a reported method.⁷ The key step of the synthesis was the Lewis acid catalyzed tandem

Mannich-Michael cyclization of *N*-*t*-Boc iminium ion **13** with a silyloxydiene. The generation *in situ* of the *N*-*t*-Boc iminium ions from *N*-*t*-Boc α -ethoxy derivatives such as **12**, can be promoted by different Lewis acid,⁸ but in our hand the best choice was the use of TMSOTf according to the methodology reported by Pilli *et al.*⁷ We have recently extended a similar strategy to an efficient short synthesis of 19-nor-10-azasteroids.⁹ In the synthesis of the title compounds, the use of Danishefsky's diene **14** led directly to 4*aH*-benzo[*c*]quinolizin-3-one **9** in fair yield (30%).¹⁰ Saturated compounds **16** was instead obtained by reaction of **13** with 2-silyloxy-1,3-butadiene **15** (prepared as reported¹¹ or generated *in situ* from methyl vinyl ketone, TMSOTf and Et₃N). The introduction of the double bond at the 4-4*a* position was achieved by Hg(OAc)₂ oxidation,¹² leading to target 1*H* compound **8** in 20% yield,¹⁰ besides a minor amount (ca. 10%) of the corresponding 4*aH* derivative **9**.

Compounds **8** and **9** were tested, in comparison with the know inhibitor finasteride, against human recombinant 5 α R-1 and homogenates of human prostate according to reported procedures.^{4,13} The resulting IC₅₀ values (shown in Table 1) indicate that these compounds were selective inhibitors of 5 α R-1, with a potency dependent on the A-ring unsaturation, whereas no inhibition was observed against homogenates of human prostate. This selectivity was instead not observed for the parent 19-nor-10-azasteroids:⁴ for example, the most potent azasteroid **1**, with R = β -CONHBU^t (Figure 1), was a dual inhibitor, displaying almost identical inhibition potency toward the two isoenzymes (Table 1). In analogy to the parent 19-nor-10-azasteroids, preliminary experiments shown that these benzo[*c*]quinolizinones were reversible 5 α -R inhibitors.

Table 1. Inhibition against Human 5 α -Reductase 1 and 2

Compound	Inhibition K _i (nM)		Compound	Inhibition IC ₅₀ (nM)	
	5 α R-1	5 α R-2		5 α R-1 ^a	5 α R-2 ^b
2 ¹⁴	9	>1 000	8	298 ± 75	ni ^c
4 ¹⁵	920	20 000	9	5130 ± 130	ni ^c
6 ¹⁶	1200	260	1 ^d	127 ± 12 ^e	122 ± 37 ^b
			Finasteride	911 ± 85	1.2 ± 0.25

^aDetermined on recombinant CHO cells.¹³ ^bDetermined on human prostate homogenates.⁴ ^cNo inhibition observed up to a 10 μ M concentration of inhibitor. At this concentration the inhibition was 17% for **8** and 11% for **9**. ^d9:1 mixture of $\Delta^{9(11)}$ and $\Delta^{8(9)}$ isomers. R= β -CONHBU^t. ^eDetermined on DU-145 cells.

Of the two compounds, the best inhibitor was 2,3,5,6-tetrahydro-1*H*-benzo[*c*]quinolizin-3-one **8** which, if compared to the other non-steroidal inhibitors above mentioned (see Figure 2), seems to behave more similarly to compound **2** (LY266111) than to compound **4**, which was a selective but weaker 5 α R-1 inhibitor, or **6**, which was more potent against 5 α R-2 than 5 α R-1. As expected, in the same experiments finasteride was a more potent 5 α R-2 inhibitor, but a weaker 5 α R-1 inhibitor in comparison to **8**. The inhibition potency of the 4*aH* derivative **9** was lower than that of 1*H* derivative **8**, in agreement with an analogous observation made on

19-nor-10-azasteroids.⁴ The observed selective inhibition indicates a potential application of this new type of non-steroidal inhibitors as drugs for treatment of male pattern baldness and other DHT-dependent skin disorders.¹ Studies aimed at increasing the potency of these compounds by introducing different substituents on the benzo[c]quinolizin-3-one skeleton are in progress.

Acknowledgment. Authors thank Ministry of University and Scientific and Technological Research-Italy (M.U.R.S.T. ex 60%), CNR (Target Project on Biotechnology, grants 97.01121.PF49 and 97.01221.PF49)-Italy and Ares-Serono for their financial support. E.G.O. thanks University of Florence for a two-year post-doctoral fellowship. The authors acknowledge Dr. F. Mirra and Dr. F. Poggini for their contribution to this work.

REFERENCES AND NOTES

1. For recent reviews on steroid 5 α -reductase and its inhibitors see: a) Holt, D. A.; Levy, M. A.; Metcalf, B. W. *Adv. Med. Chem.* **1993**, *2*, 1-29; b) Russell, D. W.; Wilson, J. D. *Annu. Rev. Biochem.* **1994**, *63*, 25-61; c) Abell, A. D.; Henderson, B. R. *Curr. Med. Chem.* **1995**, *2*, 583-97; d) Li, X.; Chen, C.; Singh, S.; Labrie, F. *Steroids* **1995**, *60*, 430-41; e) Frye, S.V. *Curr. Pharm. Des.* **1996**, *2*, 59-84; f) Kenny, B.; Ballard, S.; Blagg, S.; Fox, D. *J. Med. Chem.* **1997**, *40*, 1293-1315.
2. a) Guarna, A.; Poletti, A.; Catrambone, F.; Danza, G.; Marrucci, A.; Serio, M.; Celotti, F.; Martini, L. *Bioorg. Med. Chem. Lett.* **1996**, *6*, 1997-2002. b) Guarna, A.; Danza, G.; Bartolucci, G.; Marrucci, A.; Dini, S.; Serio, M. *J. Chromatogr., B: Biomed. Appl.* **1995**, *674*, 197-204.
3. Guarna, A.; Marrucci, A.; Danza, G.; Serio, M. *Int. Congr. Ser.* **1994**, *1064*, 93-108.
4. Guarna, A.; Belle, C.; Machetti, F.; Occhiato, E. G.; Payne, A. H.; Cassiani, C.; Comerci, A.; Danza, G.; De Bellis, A.; Dini, S.; Marrucci, A.; Serio, M. *J. Med. Chem.* **1997**, *40*, 1112-1129.
5. Guarna, A.; Occhiato, E. G.; Machetti, F.; Marrucci, A.; Danza, G.; Serio, M.; Paoli, P. *J. Med. Chem.* **1997**, *40*, 3466-3477.
6. Mayer, F.; Van Zutphen, L.; Philips, H. *Chem. Ber.* **1927**, *60*, 858-864.
7. Pilli, R. A.; Dias, L.C.; Maldaner, A. O. *J. Org. Chem.* **1995**, *60*, 717-722.
8. Zaugg, H. E. *Synthesis* **1984**, 181-212 and references therein.
9. Guarna, A.; Occhiato, E. G.; Machetti, F.; Scarpi, D. *J. Org. Chem.* **1998**, *63*, 4111-4115.
10. All new compounds gave spectral data and elemental analysis consistent with the assigned structure.
11. Jung, M. E.; McCombs, C. A. *Organic Syntheses* **1978**, *58*, 163-167.
12. Leonard, N. J.; Hay, A. S.; Fulmer, R. W.; Gash, V. W. *J. Am. Chem. Soc.* **1955**, *50*, 4429-4432.
13. Thigpen, A. E.; Cala, K. M.; Russell, D. W. *J. Biol. Chem.* **1993**, *268*, 17404-17412.

14. Abell, A. D.; Erhard, K. F.; Yen, H. K.; Yamashita, D. S.; Brandt, M.; Mohammed, H.; Levy, M. A.; Holt, D. A. *Bioorg. Med. Chem. Lett.* **1994**, *4*, 1365-1368.
15. Mook, R. A., Jr.; Lackey, K.; Bennett, C. *Tetrahedron Lett.* **1995**, *36*, 3969-3972.
16. Abell, A. D.; Brandt, M.; Levy, M. A.; Holt, D. A. *Bioorg. Med. Chem. Lett.* **1994**, *4*, 2327-2330.