

P O L I S H A C A D E M Y O F S C I E N C E S
I N S T I T U T E O F F U N D A M E N T A L T E C H N O L O G I C A L R E S E A R C H
C O M M I T T E E O N A C O U S T I C S • P O L I S H A C O U S T I C A L S O C I E T Y

ARCHIVES of ACOUSTICS

QUARTERLY

Vol. 36, No. 4

2011

WARSZAWA

Editorial Board

Editor: B. KOSTEK (Gdańsk University of Technology, Gdańsk)

Associate Editors

- D. AUGUSTYŃSKA (Central Institute for Labour Protection, Warszawa)
- A. CIARKOWSKI (Warsaw University of Life Sciences, Warszawa)
- E. DANICKI (Institute of Fundamental Technological Research PAN, Warszawa)
- G. GRELOWSKA (Polish Naval Academy, Gdynia)
- R. GUBRYNOWICZ (Polish-Japanese Institute of Information Technology, Warszawa)
- T. GUDRA (Wrocław University of Technology, Wrocław)
- T. KUJAWSKA (Institute of Fundamental Technological Research PAN, Warszawa)
- R. MAKAREWICZ (Adam Mickiewicz University, Poznań)
- A. MIŚKIEWICZ (The Fryderyk Chopin University of Music, Warszawa)
- W.P. RDZANEK (University of Rzeszów, Rzeszów)

Secretary: J. ŻYCHOWICZ–POKULNIEWICZ

Advisory Editorial Board

- L. BJØRNØ (Technical University of Denmark, Lyngby)
- J. BLAUERT (Ruhr University, Bochum)
- D. BRADLEY (The Pennsylvania State University, Pennsylvania)
- M. J. CROCKER (Auburn University)
- G. DEMENKO (Adam Mickiewicz University, Poznań)
- A. DOBRUCKI (Wrocław University of Technology, Wrocław)
- S. J. ELLIOTT (University of Southampton, Southampton)
- Z. ENGEL (AGH University of Science and Technology, Kraków)
- C. HANSEN (University of Adelaide, Adelaide)
- W. HESS (University of Bonn, Bonn)
- E. KOZACZKA (Naval University of Gdynia, Gdynia)
- T. G. LEIGHTON (University of Southampton, Southampton)
- P. A. LEWIN (Drexel University, Philadelphia)
- A. NOWICKI (Institute of Fundamental Technological Research PAN, Warszawa)
- T. PUSTELNY (Silesian University of Technology, Gliwice)
- A. RAKOWSKI (The Fryderyk Chopin University of Music, Warszawa)
- J. SADOWSKI (Building Research Institute, Warszawa)
- J. SUNDBERG (Royal Institute of Technology, Stockholm)
- A. ŚLIWIŃSKI (University of Gdańsk, Gdańsk)
- B. R. TITTMANN (The Pennsylvania State University, Pennsylvania)
- P. TORTOLI (University of Florence, Florence)
- M. VORLÄNDER (Institute of Technical Acoustics, RWTH Aachen)
- Z. WESOŁOWSKI (Kielce University of Technology, Kielce)
- J. J. ZWISLOCKI (Syracuse University, Syracuse)

Editorial Board Office: Pawińskiego 5B, 02-106 Warszawa (Poland)
fax (48-22) 826 98 15, phone (48-22) 826 12 81 ext. 206
e-mail: akustyka@ippt.gov.pl <http://acoustics.ippt.gov.pl>

PRINTED IN POLAND

Indexed and abstracted in Science Citation Index Expanded (also known as SciSearch®)
and Journal Citation Reports/Science Edition

Abstracted in Acoustics Abstracts, in Applied Mechanics Reviews
and indexed in Journal of the Acoustical Society of America

Recognised by the International Institute of Acoustics and Vibration, I IAV

Edition co-sponsored by Ministry of Science and Higher Education

Arkuszy wydawniczych 23,5 Arkuszy drukarskich 18,75
Skład i łamanie w systemie \TeX : Dział Wydawnictw IPPT PAN – K. JEZIEJSKA

CONTENTS

M. Niewiarowicz, T. Kaczmarek , Localization of sound sources in normal hearing and in hearing impaired people	683
T.M. Qureshi, K.S. Syed , A new approach to parametric modeling of glottal flow ...	695
E. Foulhe, G. Goli, A. Houssay, G. Stoppani , Vibration modes of the cello tail-piece	713
A. Lohri, S. Carral, V. Chatziioannou , Combination tones in violins	727
V.G. Escobar, J.M.B. Morillas , Analysis of acoustical characteristics and some recommendations for different educational rooms	741
M. Meissner , Examination of the effect of a sound source location on the steady-state response of a two-room coupled system	761
W. Mikulski, J. Radosz , Acoustics of classrooms in primary schools – results of the reverberation time and the speech transmission index assessments in selected buildings	777
M.-C. Chiu , Optimization design of hybrid mufflers on broadband frequencies using the genetic algorithm	795
A. Cichoń, S. Borucki, T. Boczar , Diagnosis of the non-concurrent operation of the on-load tap changer contacts by the acoustic emission method	823
Z. Kulka , Sampling jitter in audio A/D converters	831
K. Łopatka, J. Kotus, A. Czyżewski , Application of vector sensors to acoustic surveillance of a public interior space	851
W. Pogribny, T. Leszczyński , Optimization of short probe linear frequency modulated signal parameters	861
M. Erza, G. Lemarquand, V. Lemarquand , Distortion in electrodynamic loudspeakers caused by force factor variations	873
E.J. Danicki , Efficiency of ultrasonic comb transducers	887
L. Leniowska , An adaptive vibration control procedure based on symbolic solution of Diophantine equation	901
I. Trots, Y. Tasinkevych, A. Nowicki, M. Lewandowski , Golay coded sequences in synthetic aperture imaging systems	913
Z. Klimonda, J. Litniewski, A. Nowicki , Synthetic aperture technique applied to tissue attenuation imaging	927
T. Kujawska, W. Secomski, K. Krawczyk, A. Nowicki , Thermal effects induced in liver tissues by pulsed focused ultrasonic beams from annular array transducer ...	937
A. Nowicki, M. Lewandowski, J. Wójcik, R. Tymkiewicz, R. Lou-Moller, W. Wolny, T. Zawada , Thick film transducers for high frequency coded ultrasonography	945
Technical Notes	
A. Pilch, T. Kamiński , The effect of geometrical and material modification of sound diffusers on their acoustic parameters	955
Z. Raunmiagi , Condition assessment of the conical surface of atomizer needles and seats of marine diesel engines by acoustic emission – preliminary research	967
Chronicle	
International Congress on Ultrasonics 2011	975

Vibration Modes of the Cello Tailpiece^(*)

Eric FOUILHE⁽¹⁾, Giacomo GOLI⁽²⁾, Anne HOUSSAY⁽³⁾,
George STOPPANI⁽⁴⁾

⁽¹⁾ *University of Montpellier 2
Laboratory of Mechanics and Civil Engineering
French National Centre for Scientific Research (CNRS)
France
e-mail: ericf26@gmail.com*

⁽²⁾ *University of Florence
Department of Economics, Engineering,
Agricultural and Forestry Science and Technology (DEISTAF)
Florence, Italy*

⁽³⁾ *Music Museum, City of Music
Paris, France*

⁽⁴⁾ *Violin maker, acoustician researcher
Manchester, United Kingdom*

(received January 16, 2011; accepted September 20, 2011)

The application of modern scientific methods and measuring techniques can extend the empirical knowledge used for centuries by violinmakers for making and adjusting the sound of violins, violas, and cellos.

Accessories such as strings and tailpieces have been studied recently with respect to style and historical coherence, after having been somehow neglected by researchers in the past. These fittings have played an important part in the history of these instruments, but have largely disappeared as they have been modernised. However, the mechanics of these accessories contribute significantly to sound production in ways that have changed over time with different musical aesthetics and in different technical contexts. There is a need to further elucidate the function and musical contribution of strings and tailpieces.

With this research we are trying to understand the modifications of the cello's sound as a consequence of tailpiece characteristics (shape of the tailpiece and types of attachments). Modal analysis was used to first investigate the vibration modes of the tailpiece when mounted on a non-reactive rig and then when mounted on a real cello where it can interact with the modes of the instrument's corpus. A preliminary study of the effect of the tailpiece cord length will be presented.

Keywords: violincello, cello, modal analysis, tailpiece, accessories.

^(*) This article was originally presented at Vienna Talk (FOUILHÉ *et al.*, 2010) and was chosen for a journal publication.

1. Introduction

1.1. History

Since the middle ages, the strings of bowed instruments may have been attached to a pin at the bottom of the sound box (violins, violas, kits, sarangis) or attached to a piece of leather, material, or gut string. Iconography shows that in the Renaissance, for violins and viols, a piece of wood cut into an intricate shape at first, then simplified in a flat dove tail shape, was used. Tailpieces from the 17th, 18th, 19th, and 20th century for the viol family, as well as for the violin family, are kept in the Music Museum in Paris, and they show the changes that have taken place over the centuries. The top surface of the tailpiece became more rounded at the end of the 18th century, and that increases the angle of the lateral strings on the bridge, which means a stronger force applied vertically onto the sounding box from those strings. This shows a want of a bigger sound and a balance between the middle, the treble, and the bass strings. A little fret was also added, in order to have a definite “tuning” of the afterlength of the string, whereas before, the strings didn’t have a definite stop at the tailpiece end. Violoncellos, of modern size, were being made before 1700, soon after the invention of overspinning strings with metal, and progressively replaced the old, larger “Basse de violon” which had much thicker gut strings. Today, when set up as a modern cello, it has a tailpiece that can be made of hard wood, metal, or plastic, and, most of the time, it has four adjusters to hold and fine tune four thin heavily wound metal strings. Modifications in the material, shape, weight of the tailpieces usually followed the evolution of strings.

The attachment cord used to be in gut, it was tried in rigid metal as well, and in the 20th century piano strings have been used, as well as nylon or Kevlar.

1.2. State of the art

In 1993, while working on violin modes, HUTCHINS (1993) mentioned the possibility of tuning the tailpiece to the frequency of modes in the violin itself. A study of the vibrating modes of violin tailpieces was then carried out and published by Bruce STOUGH (1996), and he explored all the resonances below 1500 Hz, in which the violin tailpiece moves as a rigid body. He defined 6 degrees of freedom: 1. Torsion around a lengthwise axis (revolution); 2. Rocking around a transverse line; 3. Rotation around a vertical axis; 4. Up and down movement; 5. Left to right movement; 6. Forward to backward movement. For the violin tailpiece, Stough found 5 rigid body modes below 1500 Hz: 1. Swing bass side, 2. Swing treble side, 3. Swing under, 4. Rotation around vertical axis, 5. Rotation round horizontal axis. In 2002, WOODHOUSE in his work (2002) notes specifically that he found 3 typical modes under the fundamental note of the

violin: G (196 Hz) and two others in the bracket 300 to 800 Hz. The frequencies of the modes depend on the mass and on the length of the tailgut.

2. Material and methods

Our work was performed partly on a real cello and partly on a dead rig in order to eliminate the cello's influences and evaluate the tailpiece behaviour. To perform the modal analysis, we used the GS Software suite, which was developed by George Stoppani himself. The software suite is composed of several subprograms: "Mode shape" enables setting up a shape and defining where the tapping points are chosen on the object, "Acquisition" is the program that calculates the ratio of the accelerometer response to the hammer excitation force, acquires data and stores them separately, "FRF overlay" allows to superpose the results and compare them, "Modelfit" allows the mode fitting, and "Mode shape" again allows to measure displacement and acceleration of each point to the equivalent point on the drawn outline of the object in order to reproduce the movement virtually. The representation in two dimensions of the 3 different planes allows us to analyse the movement.

In earlier experiments (FOUILHE *et al.*, 2009), we achieved a modal analysis of a cello tailpiece mounted on a Stoppani's manufactured cello in playing conditions. For the present paper, the study was then followed by the construction, in Eric Fouilhé's workshop in France, of a dead rig, of the dimensions of the cello string length, body length, and bridge dimension in order to isolate the behaviour of the tailpiece from the vibrations of the instrument, and to eliminate as much as possible the coupling between the strings/tailpiece group and the cello.

The study consisted in establishing the different modes on a specimen tailpiece, afterwards, evaluating differences of changes of mass and of mass distribution by placing magnets on the tailpiece, or in changing the tailcord length. The same changes were then made on a cello which was then played by a musician, a recording was made, and his comments noted for later analysis.

We will present here the first part of our work on the determination of the cello tailpiece mode shapes.

3. Acquisitions

3.1. Set up of the experiment

The dead rig is a rigid cello set up, mounted on an I-beam on which a blank bridge and an endpin are fixed. The tailpiece is fixed in the usual manner with a tail string. For the standard test, we have a string length of 69.5 cm. The string angle and the tuning CGDA stay the same for each experiment. There is neither

vibrating body nor fingerboard. The bridge is reinforced in order to keep it still. The same tailpiece was measured and the strings are muted with a felt band.

The stand holds the chain [string length + bridge + afterlength of the string + tailpiece + tailcord + saddle + endpin] identical to that which is mounted on a real violoncello (see Fig. 1). Particular attention was given to the steady fixations of the bridge and saddle, which are the contact points to the rig.

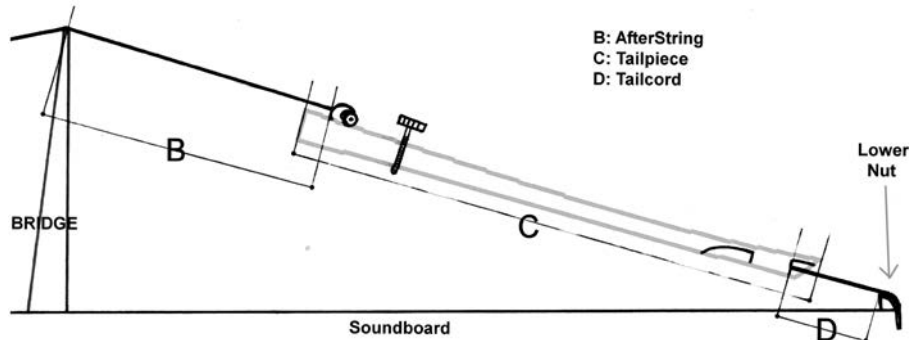


Fig. 1. The chain [bridge + afterlength of the string + tailpiece + tailcord + saddle].

The system was tested for its mobility, particularly the lower saddle (on which the tailpiece string lies) and the bridge, in the frequency range of the three modes 1, 2, and 4, which are the most significant in amplitude. The mobility of the bridge was then found to be less than 5 of the tailpiece mobility in the three planes. The lower saddle, on which the tailpiece string lies, can fetch 2% in the vertical plane, normal to the cello table, and 7 in lateral mobility left to right of the instrument. We therefore consider the dead rig as sufficiently still to study its vibration without significant influence on coupling of the holding device.

The points where the measurements were to be taken have been carefully chosen according to dimensions of the tailpiece and the wavelengths of the frequencies considered.

3.2. Measurements

Figure 2 shows the taping grid with upper and lateral views. The points shown in the grid were hit, and the positions of the accelerometer for the acquisition in 3 axes are shown in red. In Fig. 3 the set up can be seen. Each point is hammered ten times, and the double bounce taps are automatically detected and suppressed. Two other measurement sets of 42 points were acquired after moving the accelerometer in each of the two other positions (38 for lengthwise motion and 26 for lateral motion) in order to highlight the three planes directions of vibration. The acquisition rate was chosen at 44.1 kHz, in 24 bits for 65536 samples. The hits were produced by a PCB 4.8 g hammer, model 086E80, and

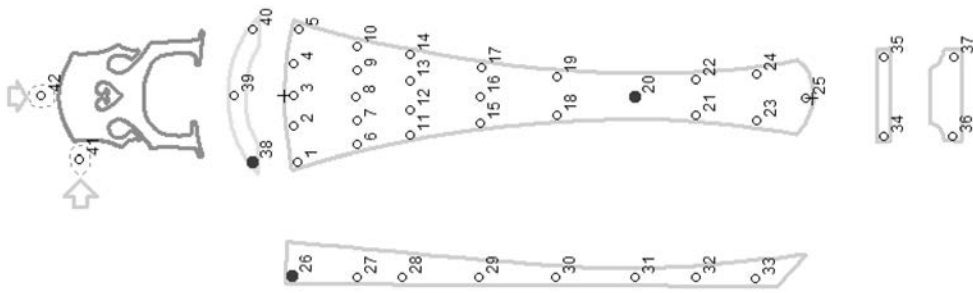


Fig. 2. Selected points to hit with the hammer and accelerometer positions (red points). Points 1–25, 34–35: vertical taping on tailpiece and saddle; points 26–33: lateral taping on tailpiece; points 36–40: longitudinal taping on tailpiece and saddle; points 41, 42: lateral and vertical taping on the bridge.




Fig. 3. Dead rig, reference tailpiece marked, accelerometer in place, and hammer.

the vibrations recorded by a PCB uni-axial 0.6 g piezoelectric accelerometer, model 352A21.

Several other sets of measurements with different tailpieces of different materials were taken in order to give some variability of the frequencies.

Finally, tests have been made in adding mass to the reference tailpiece, and in changing the tail cord length, to study the variation of frequency of the modes. Each time, a new set of measurement was taken.

3.3. Analysis

Once the acquisition completed, the data was observed with the FRF Overlay utility (see Fig. 4) highlighting the main modes. We made various averages of the different groups (for the different accelerometer locations).

For the selected modes we used the ModeFit utility of GS Software (see Fig. 5) in order to mathematically fit the FRF curves to find the modes with Rational Fraction Polynomial calculations. It is sensible to choose a frequency resolution that is fine enough to show separate peaks.

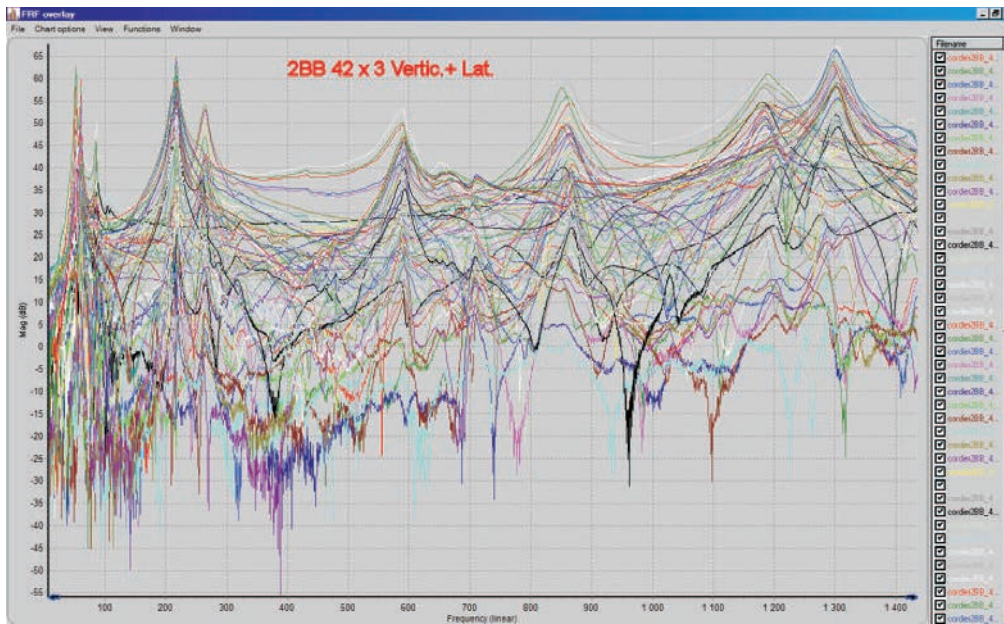


Fig. 4. Data observed by FRF Overlay utility of GS Software.

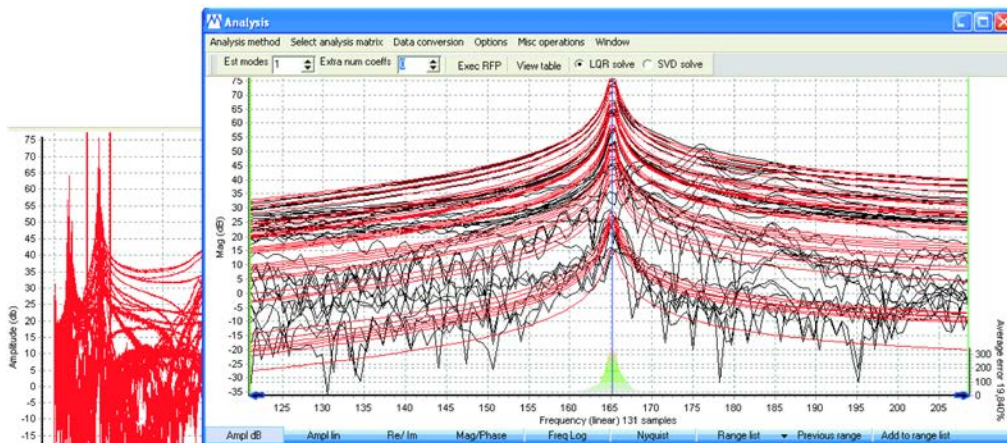


Fig. 5. Using the ModeFit utility of GS Software.

A time window long enough to contain the decay and a sample rate high enough to avoid aliasing of frequencies above the Nyquist frequency were chosen. With a window of 65536 and a 44.1 kHz acquisition rate, we get a frequency resolution of 0.67 Hz.

The fitted data of each mode were then used in the GS Mode Shape application in order to attribute the measurements to the 3 planes of our drawing, to simulate the tailpiece behaviour for each single mode.

4. Results

The length of the tailcord on the dead rig for this test reference was 22 mm. It was chosen to correspond to the optimum sound perception of a real cello, fitted with the same accessories. The normal length of the tailcord on a cello is set by the maker between 10 and 45 mm.

A total of 9 modes were found (see Fig. 6).

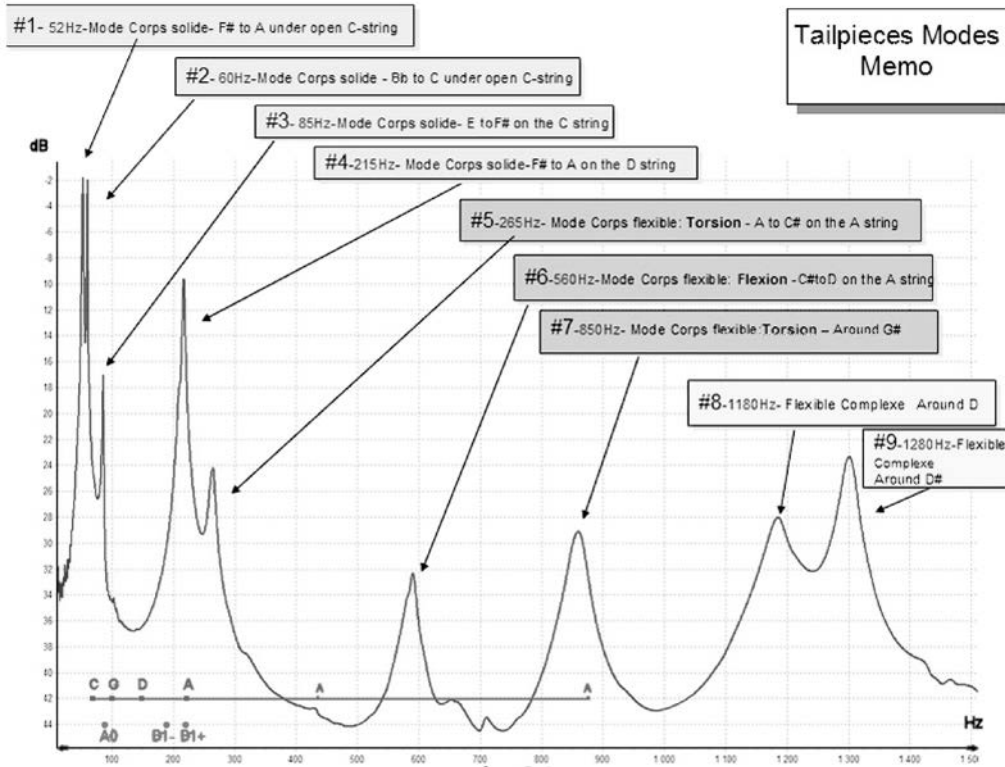


Fig. 6. Modes of cello tailpiece, strings, and range frequency of the body cello modes. Amplitude (dB)/Frequency (Hz).

The first four modes of the cello tailpiece are rigid body motion modes, the two lowest being found below the lowest C string, while mode 3 is a third or a fourth above, near the Helmholtz A0 mode of the cello.

Then, modes 5, 6, and 7 are flexible modes, implying that the thickness and material of the tailpiece is involved. Their frequencies are within the range of the instrument, the last one being at the top G# near the highest note that can be played on the A string.

Modes 8 and 9 are more complex, involving flexion and motion, and we record them for reference.

4.1. Mode 1

(F# to A under open string C2 at 65.4 Hz)

It is a rigid body motion with predominant lateral swing and does not appear on little width vertical tapping.

Looking like a windscreen wiper the movement (see Fig. 7) is nearly on a plane. The amplitude is large, second after mode 2. When the tailcord was crossed over the saddle, the rotation of the tailpiece could be bigger, and this mode went down 9 Hz (20%), which is significant with the frequency resolution of 0.67 Hz (see Subsec. 3.3). With shortening the tailpiece chord, first mode 1 goes down, then it goes up again.



Fig. 7. Mode 1.

4.2. Mode 2

(Bb to C2 at 65.4 Hz)

It is also a full body mode with a prominent vertical motion; it looks a bit like a large bat motion, displacing air (see Fig. 8). This mode has the strongest amplitude; the peaks are narrow, suggesting a smaller damping than for mode 1.




Fig. 8. Mode 2.

Crossing the tailcord on the saddle does not affect the frequency. Adding a 30 g mass at $2/3$ towards the bottom end of the tailpiece lowers the frequency by 7 Hz. Adding a 30 g mass at $1/4$ of the upper end of the tailpiece lowers it by 11 Hz. Shortening the tailcord diminishes the frequency and increases the amplitude. When it is at 4 cm from the bridge the motion is maximum. When the tailpiece is nearer the saddle, at a normal distance used today, the mode is still lower in frequency.

4.3. Mode 3 (E to F#, on the C string)

It is not a particularly homogeneous mode. Laterally, the strong lever near the saddle resembles the lateral motion of mode 1 (see Fig. 9). Like mode 1, it is a rigid body mode, with a lateral pre-eminence, not seen or very little seen on vertical tapping. It looks like a windscreen wiper movement with a stronger diagonal tendency, the upper treble corner plunging. The amplitude is about half of that of mode 1. Modes 1 and 3 seem attached, going up and down in frequency together with the change of the tailcord length or when crossing the tailcord. Mode 3 is near the A0 Helmholtz mode of the cello.




Fig. 9. Mode 3.

4.4. Mode 4 (F# to A on the D string)

It is a full body vertical mode with a strong seesaw with an axis at the upper third or quarter of the tailpiece length, combined with a small torsion of the bottom of the tail (see Fig. 10). Laterally, there is a small flexing with seesaw or torsion. It is a powerful motion with maximum amplitude near to that of modes 1 and 2. It is always associated with mode 5's lateral mode (see below). Mode 4 is very near to the B1+ mode of the cello.




Fig. 10. Mode 4.

4.5. Mode 5 (A to C# on the A string)

This is the first mode of torsion (similar to mode 1 of a free rectangular plate) with crossed nodal lines and the 4 corners going up and down by diagonal pairs (see Fig. 11). Vertically, there is a torsion with a vertical axis normal to the plate at points 12–13. Laterally, it has a strong rocking axis at the same place, but it is a laterally and lengthwise excited mode. Although no RMS is visible in the vertical motion, GS Modelfit detected one vertical mode.

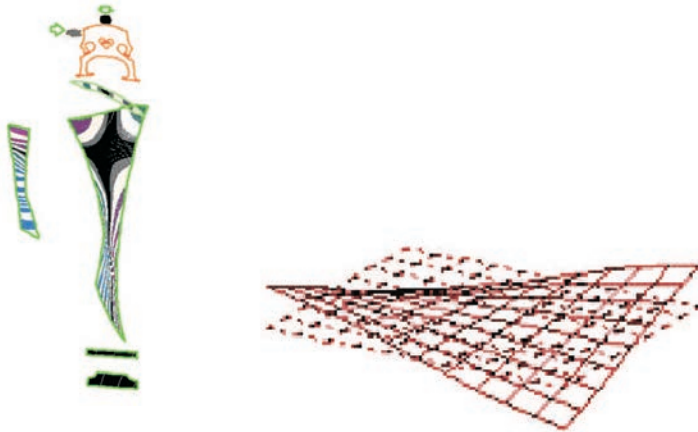


Fig. 11. Mode 5.

This mode has a smaller amplitude than mode 4. It is attached to mode 4 (shortening the tailcord) and is very affected by the change in the string tension. In the free-free mode, its frequency goes up from 265 to 937 Hz (+250%).

4.6. Mode 6 (C# to D)

Vertically, very sensitive, mode 6 is also a flexion mode with a strong bending and one antinode: it looks like a first mode of a beam (see Fig. 12). Laterally, the flexing is negligible to feeble also with one antinode. The amplitude is small as compared with other modes. The peak is often not clear and possibly there are several peaks superimposed.

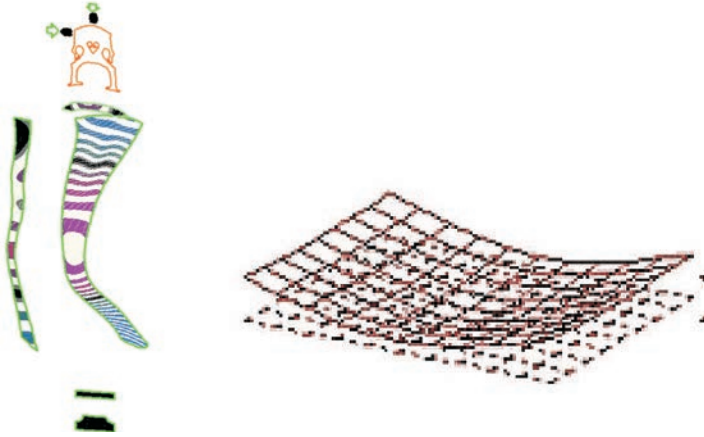


Fig. 12. Mode 6.

When crossing the tailcord on the saddle, the rotation is suppler, so the peak is bigger and more defined, and the frequency lowers by 70 Hz.

When adding weight 30 g at $2/3$ towards the bottom end of the tailpiece, mode 6 seems to be cut in two: one peak lowers by 155 Hz, the other goes up by 60 Hz, both with an increase of amplitude.

When adding weight 30 g at $1/4$ of the upper end of the tailpiece only the upper peak appears. These strong variations are surprising because the weights were added not far from nodal lines.

With shortening the tailcord from 5.5 to 1.1 cm, mode 6 increases in frequency +73 Hz, with two exceptions. Amplitude is halved and the shape of the peak remains unchanged. These modifications resemble modes 4 and 5.

When the strings are loose, the frequency lowers to 100 Hz (-17%), so it takes the place of the first mode of torsion.

4.7. Mode 7 (from 827.24 to 857.15 Hz, around G#)

Vertically, it is a medium to strong torsion.

Laterally, a strong seesaw is present centred at points 12–13 (see Fig. 13).

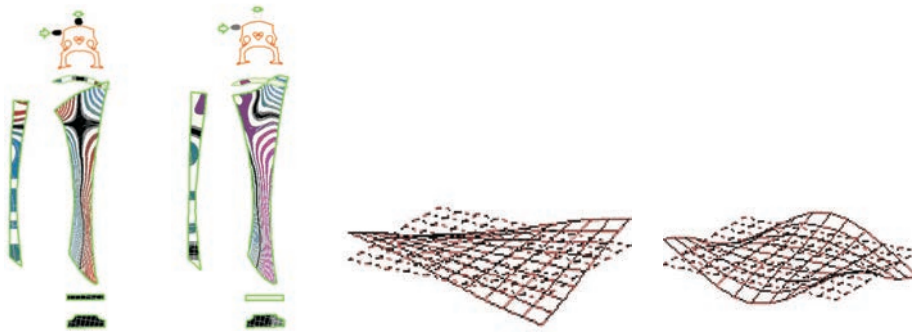


Fig. 13. Mode 7.

Similar to mode 2 of torsion of a plate with a strong lateral seesaw. Its axis is $2/3$ from the top, one side curls up while the other one curls down, opposite corners having opposite directions. The amplitude is larger than that for mode 6, the peak is very pointed and neat. The strong peak appears with lateral excitation; it does not exist vertically.

When the tailcord is crossed on the saddle, the peak is attenuated, but the frequency does not move.

When adding a mass of 30 g there is no result because only vertical tapping was done.

With shortening the tailcord the frequency increases by 29 Hz with a slight increase of the amplitude.

4.8. Mode 8

(frequency from 1150 to 1189.65 Hz, around D)

Vertically, this mode is affected by a lateral excitation; there is a swinging from left to right like in mode 1 and a torsion with two nodes. Laterally, there is a strong flexing and bending with one antinode (see Fig. 14).

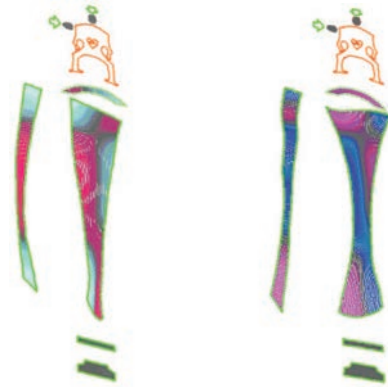


Fig. 14. Mode 8.

4.9. Mode 9

(frequency from 1263 to 1332.62 Hz, around D#)

Vertically, there is a strong twist or a flexing. Laterally, there is a strong bending with one antinode, otherwise there is a complex flexing (see Fig. 15). Dominance of the vertical motion, no lateral excitation is visible.



Fig. 15. Mode 9.

5. Conclusions

We succeeded in identifying 9 modes of a reference cello tailpiece under tension on a dead rig: four full body motions, two torsion modes, one bending mode, and two complex modes above the cello's range.

The two first modes are below the lowest note of the cello.

The third mode is near the A0 Helmholtz mode of the cello, while mode 4 is still below the A string, but very near the B1+ mode of the cello.

Changing the tension of the strings influences the first three modes, lowering them by 6%. Adding an extra mass (30 g) on the tailpiece lowers these modes from 9 to 29% depending where the mass is placed.

Modes 1 and 3 seem attached, going up and down in frequency together with the change of the tail cord length or when crossing the tail cord.

The definitions of the modes will be pursued to study their variations to understand the influence of geometry, material, and fixation once on the instrument. Finally, the perception of the musician will be studied in order to find out how these different set ups and modes influence the playing feel.

Acknowledgments

We would like to thank George Stoppani for the permission to use freely GS Software suite and the COST action IE0601 "WoodCultHer" for financing three Short Term Scientific Missions at George Stoppani's workshop in Manchester.

References

1. FOUILHE E., GOLI G., HOUSSAY A., STOPPANI G. (2009), *Preliminary study on the vibrational behaviour of tailpieces in stringed instruments*, COST IE0601, STSM results, Hamburg.
2. FOUILHE E., GOLI G., HOUSSAY A., STOPPANI G. (2010), *The cello tailpiece: How it affects the sound and response of the instrument*, Proceedings of the Second Vienna Talk, Sept. 19–21, 2010, University of Music and Performing Arts Vienna, Austria.
3. HUTCHINS C.M. (1993), *The effect of relating the tailpiece frequency to that of other violin modes*, Catgut Acoustical Society Journal, **2**, 3, (Series II), 5–8.
4. STOUGH B. (1996), *The lower violin tailpiece resonances*, Catgut Acoustical Society Journal, **3**, 1, (Series II), 17–24.
5. WOODHOUSE J. (2002), *Body vibration of the violin – What can a maker expect to control?*, Catgut Acoustical Society Journal, **4**, 5, (Series II), 43–49.

Chronicle



International Congress on Ultrasonics Gdańsk, Poland, September 5–8, 2011

The **International Congress on Ultrasonics'2011** held in Gdańsk, Poland was the third one (after Viena'2007, Austria and Santiago'2009, Chile) over the world meeting of the ultrasonics community, continuing a long tradition of **Ultrasonics International Conferences** (organized every second year since 1963 to 2005), as well as **World Congresses on Ultrasonics** (organized every second year since 1995 to 2005). Last 6 years experience of foundation of ICU congresses have shown a real progress in global integration process of the ultrasonics community and provided an excellent platform for the professional knowledge, exchange among scientists and engineers from academic and industrial centers as well as from other institutions and places of ultrasonics studies and applications.

Ultrasonics as multi-disciplinary field covers a great number of topics from fundamental physical aspects through chemical, biological, medical, material inspections and others branches to many applications. All contributions of topics of the field of ultrasonics were presented during the **ICU'2011** in Gdańsk, and the meeting provided a valuable and unique opportunity for participants to exchange their achievements and experience as well as to enlarge their international contacts on the field.

The **ICU'2011** organized by the University of Gdańsk, Institute of Experimental Physics at the Gdańsk-Oliwa Campus, on 5–8 September, 2011 gathered ultrasonic scientists, specialists, experts and other interested in the subject people from the whole world:

Algeria	–	2	Australia	–	2	Austria	–	3
Belgium	–	5	Brasil	–	9	Belarus	–	2
Canada	–	2	Chile	–	2	China	–	3
Czech	–	2	Denmark	–	7	France	–	32
Germany	–	30	Great Britain	–	18	Hungary	–	1
India	–	3	Iran	–	3	Ireland	–	2
Israel	–	1	Italy	–	5	Japan	–	48
Lithuania	–	10	Netherlands	–	1	Norway	–	2
Poland	–	21	Romania	–	1	Russia	–	25
Singapore	–	2	South Africa	–	2	Spain	–	12
Sweden	–	9	Switzerland	–	8	Taiwan	–	1
Ukraina	–	2	Uruguay	–	1	USA	–	7

The Congress was supported by the ICA (International Commission for Acoustics), Komitet Akustyki PAN (Committee on Acoustics, Polish Academy of Sciences), Polskie Towarzystwo Akustyczne (Polish Acoustical Society).

More than 300 (including accompanying persons and organizing committee) participants presented **304** papers which covered 37 regular sessions of special ultrasonic topics. Six of them were Structured Sessions. They were:

- Acoustics of ordered and disordered granular structures,
- Acousto-optics, being treated as the “**11th School on Acousto-optics and its Applications**”,
- Ultrasonic Standing Waves – Technics and Applications as “**USWnet’2011**” meeting,
- Picosecond Laser ultrasonics,
- Diffraction of ultrasound on periodic structures,
- Scanning laser NDE: Fundamentals and application.

The 8 Keynote Lectures and 7 invited papers reflected current trends and predictions for the future development. The Keynote Lectures were presented by:

1. Professor ANDRZEJ NOWICKI, Poland
(Chair: Professor Lawrence Arthur Crum)
Andrzej NOWICKI, Jerzy LITNIEWSKI, Marcin LEWANDOWSKI, *High Frequency Coded Skin Microsonography.*
2. Professor KENTARO NAKAMURA, Japan
(Chair: Professor Wolfgang Sachse)
Kentaro NAKAMURA, Sadayuki UEHA, *Non-contact actuation of plates, particles and fluid being based on power ultrasonic technology.*
3. Professor LAWRENCE ARTHUR CRUM, USA
(Chair: Professor Andrzej Nowicki)
Lawrence Arthur CRUM, Michael BAILEY, Michael CANNEY, Tatiana KHOKHLOVA, Vera KHOKHLOVA, Julianna SIMON, *The use of High Intensity Focused Ultrasound to induce tissue ablation.*
4. Professor TIMOTHY J. MASON, UK
(Chair: Professor Ewald Benes)
Timothy J. MASON, *Trends in sonochemistry and ultrasonic processing.*
5. Professor TADEUSZ STEPIŃSKI, Sweden
(Chair: Professor Laszlo Adler)
Tadeusz STEPIŃSKI, *Ultrasonic nondestructive inspection of solid objects.*
6. Professor FABIO CARDONE, Italy
(Chair: Professor Antoni Śliwiński)
Fabio CARDONE, *Ultrasonic Piezonuclear Reactions.*
7. Professor VICTOR A. AKULICHEV, Russia
(Chair: Professor Eugeniusz Kozaczka)
Victor A. AKULICHEV, *Cavitation Nuclei and Thresholds of Acoustic Cavitation in Ocean Water.*
8. Professor JÜRIG DUAL, Switzerland
(Chair: Peter A. Lewin)
J. DUAL, S. OBERTI, A. NEILD, J. WANG, T. SCHWARZ, D. MÖLLER, *Particle Manipulation Using Acoustic Radiation Forces in Micromachined Devices.*

The potential of ultrasonics has been also revealed in many individual oral and poster papers, presented in the six parallel sessions among which such alive branches as: ultrasonic motors and actuators, cavitation and sonoluminescence, biomedical ultrasound, medical non-linear acoustics, acoustic microscopy, ultrasonic metrology, ultrasonic sensors and others, were recognized with a great interest.

Abstracts of all papers presented were published in the *Book of Abstracts of ICU'2011* and distributed among the participants. The full texts of papers delivered by the authors have been collected and are being prepared for publication by AIP (American Institute of Physics) and will be available as electronic version at the end of this year.

During the Congress, two meetings of the ICU Board took place. Among the current matters of the ICU policy such problems as renewing the By Laws of ICU, venues for organizing next congresses, supporting young acousticians and other matters were discussed. Also the Board assigned **3** ICU Golden Whistle Awards to: Prof., prof., Wolfgang Sachse, Antoni Śliwiński and Juan A. Gallego-Juárez as well as awarded young acousticians with RWB Stephens Prizes (see the list below).

The awards were handed over during a ceremony before the Congress Banquet to Professor Wolfgang Sachse and to Professor Juan Gallego-Juárez and also to Professor Antoni Śliwiński (awarded in Santiago de Chile, in 2009).

The venue for ICU'2013 will be in Singapore from the **1st to 4th May**.

The Organizing Committees of the Congress are also presented below.

RWB Stephens Prize at ICU 2011

The journal *Ultrasonics* and the Editorial Board would like to extend their warm congratulations to the following winners of the **RWB Stephens Prize**, which was announced at the International Congress on Ultrasonics in Gdańsk, Poland, September 5–8, 2011 (in alphabetical order):

1. Alexander MACHIKHIN
Laboratory of Acousto-optic Spectroscopy, Moscow, Russia
Acousto-optical tunable filters-based 3D spectral imaging.
2. Samuel RAETZ
Bordeaux University, France
Asymmetric thermoelastic generation in semi-transparent materials with an oblique laser incidence.
3. Priscilla ROGERS
Monash University, Australia
Oscillating micro-bubbles for selective particle sorting in acoustic microfluidic devices.
4. Thomas SCHWARZ
ETH Zurich, Switzerland
Ultrasonic resonator for manipulation of bacteria.
5. Timm Joyce TIONG
University of Bath, UK
Sonochemical cleaning efficiencies in dental instruments.

Furthermore the following received RWB Stephens Prize Honourable Mentions (in alphabetical order):

1. Fabian BAUSE
University of Paderborn, Germany
Ultrasonic nondestructive testing of composite materials using disturbed coincidence conditions.
2. Jaroslavas BELOVICKIS
Vilnius University, Lithuania
Acousto-optic interaction of Leaky Surface Acoustic Waves in Y-cut LiTaO₃ crystals.
3. Marc HAUPTMANN
KU Leuven/ATF, Belgium
The importance of control over bubble size distribution in pulsed megasonic cleaning.
4. Jun KONDOH
Shizuoka University, Japan
Development of methanol sensor for direct methanol fuel cells using a shear horizontal surface acoustic wave (SH-SAW).
5. Dmytro Yurievich LIBOV
Kiev National Taras Shevchenko University, Ukraine
Resonant vibrations of Pb(ZrTi)O₃ disk.
6. Michael GEDGE
University of South Hampton, UK
The development of ultrasonic devices for use in an oceanographic flow cytometer.
7. Geoffrey ROGERS
Monash University, Australia
Piezoelectric ultrasonic micro-motor system for minimally invasive surgery – the intellimotor.

ICU Board Members

Adriano Alippi, Italy	Marc Dechamps, France
Arthur G. Every, South Africa	Nick Pace, UK
Bogumil Linde, Poland (ICU President)	Oleg Sapozhnikov, Russia
Ewald Benes, Austria (ICU Secretary)	Oswald Leroy, Belgium
Gail terHaar, UK	Pascal Laugier, France
Hailan Zhang, China	Peter Lewin, USA
Jens E. Wilhelm, Denmark	Sadayuki Ueha, Japan
Juan Gallego-Juarez, Spain	Sigrun Hirsekorn, Germany
Larry Crum, USA	Tim Mason, UK
Leonard Bond, UK	Vitali Goussev, France
Luis Gaete-Garretton, Chile (ICU Chairman)	Wolfgang Sachse, USA

ICU YSAC Members

Nataliya Polikarpova, Russia	Robin Cleveland, USA
Nico Declercq, Belgium	Stefan Radel, Austria

Scientific Committee

Antoni ŚLIWIŃSKI, Poland, President of the Scientific Committee	
Laszlo Adler, USA	Peter Lewin, USA
Adriano Alippi, Italy	Bogumil Linde, Poland
Walter Arnold, Germany	Jian-yu Lu, USA
Ewald Benes, Austria	Mikołaj Łabowski, Poland
Leif Bjørnø, Denmark	Tim Mason, UK
Larry Crum, USA	Andreas Mandelis, Canada
Eugeniusz Danicki, Poland	Andrzej Nowicki, Poland
Joris Degreck, Belgium	William D. O'Brien Jr, USA
Marc Deschamps, France	Aleksander Opilski, Poland
Stefan Ernst, Poland	Nick Pace, UK
Arthur G. Every, South Africa	Tadeusz Pustelny, Poland
Luis Gaete-Garretton, Chile	Stefan Radel, Austria
Juan Gallego-Juarez, Spain	Enrique Riera, Spain
Grażyna Grelowska, Poland	Wolfgang Sachse, USA
Tadeusz Gudra, Poland	Roman Salamon, Poland
Vitalyi Gusev, France	Oleg Sapozhnikov, Russia
Gail ter Haar, UK	Andrzej Stepnowski, Poland
Sigrun Hirsekorn, Germany	Tadeusz Stepinski, Sweden
Tomasz Hornowski, Poland	Bernhard R. Tittmann, US
David A. Hutchins, UK	Chen S. Tsai, Taiwan
Rymantas Kazys, Lithuania	Sadayuki Ueha, Japan
Eugeniusz Kozaczka, Poland	Marian Urbańczyk, Poland
Zygmunt Klusek, Poland	Jens E. Wilhelm, Denmark
Pierre Khuri-Yacub, USA	Brian Stephen Wong, Singapore
Pascal Laugier, France	Vitaly B. Voloshinov, Russia
Werner Lauterborn, Germany	Hailan Zhang, China.
Oswald Leroy, Belgium	

Organizing Committee

Bogumił B.J. Linde – President	Ewa Skrodzka – Member
Piotr Kwiek – vice-President	Magdalena Mudlaff (student)
Anna Markiewicz – Secretary	Pamela Struś (student)
Nikodem Ponikwicki – vice-Secretary	Anna de Rosier (student)
Maria Borysewicz – Treasurer	Anna de Rosier (student)
Jacek Pączkowski – Web-master	Anna Szymańska (student)
Anna Sikorska – Member	Oskar Olbryś (student)
Janusz Szurkowski – Member	Paweł Hazubski (student)
Paweł Rochowski – Member	Kamil Kostrzewa (student)
Dawid Jankowski – Member	Krzysztof Rosolek (student)
Ksenia Piątkowska – Member	Aleksandra Wisz (student)
Paulina Borysewicz – Member	Paulina Warczyńska (student)

The Organizers would like to express their thanks to all who helped in accomplishing the Congress: International Commission for Acoustics, Polish Acoustical Society,

Committee on Acoustics of the Polish Academy of Sciences for their patronage and cooperation, University of Gdańsk for its hospitality and assistance, Gdańsk Convention Bureau for their voluntary service, and ATA Travel Agent for its backing.

Cordial thanks are expressed to all participants and their accompanying persons, particularly to Authors of presentations, Chairmen of Sessions, the members of Scientific Committee as well as of the Organizing Committee and to other contributors active for making a success of the Congress.

The Organizers would like to express their thanks to all who helped in accomplishing the Congress:

International Commission for Acoustics, Polish Acoustical Society, Committee on Acoustics of the Polish Academy of Sciences for their patronage and cooperation, University of Gdańsk for its hospitality and assistance, Gdańsk Convention Bureau, for their voluntary service.

Cordial thanks are expressed to all participants and their accompanying persons, particularly to Authors of presentations, Chairmen of Sessions, the members of Scientific Committee as well as of the Organizing Committee, and to other contributors active for making a success of the Congress.

Antoni Śliwiński, Bogumił Linde

INFORMATION FOR AUTHORS

ARCHIVES OF ACOUSTICS the journal of Polish Academy of Sciences (a quarterly founded in 1976), publishes original papers concerning all fields of acoustics. Basically, the papers should not exceed 40 000 typographic signs (about 20 typewritten pages).

The submitted papers must be written in good English.

Follow this order when typing manuscripts: Title, Authors, their affiliations and e-mails, Abstract, Keywords, Main text, Acknowledgments, Appendix, References, Figure Captions and then Tables.

Special care must be attached to the following rules:

1. Text should be submitted with double-lined spacing and preferably in a 12 point font size. The text should be in single-column format.
2. The title of the paper should be as short as possible.
3. Full names and surnames should be given.
4. The full postal address of each affiliation, including the country name should be provided. Affiliations should contain the full postal address, as well as an e-mail address of one author designated as corresponding author.
5. The text should be preceded by a concise abstract (less than 200 words).
6. Keywords should be given. It is also desirable to include a list of notations.
7. The formulae to be numbered are those referred to in the paper, as well as the final formulae. The formula number should be written on the right-hand side of the formula in round brackets.
8. All notations should be written very distinctly.
9. Vectors should be denoted by semi-bold type. Trigonometric functions are denoted by sin, cos, tan and cot, inverse trigonometric functions – by arcsin, arccos, arctan and arccot; hyperbolic functions are denoted by sinh, cosh, tanh and coth.
10. References in the text (author(s) and year of publication) are to be cited between parentheses.
11. All cited works within the text must be included in the References Section, and arranged in alphabetical order by authors' last name. Number them from 1 to n.
12. Acknowledgments should be included in a section before the references.
13. Items appearing in the reference list should include the surname and the initials of the first name of the author, the full title of the paper/book in English followed by the information on the original paper language.
In case of a book, the publisher's name, the place and year of publication should be given.
In case of a periodical, the full title of the periodical, consecutive volume number, current issue number, pages, and year of publication should be given; the annual volume number must be semi-bold so as to distinguish it from the current issue number.
14. For more information on references see <http://acoustics.ippt.gov.pl/Instructions.pdf>

Upon receipt of the paper, the Editorial Office forwards it to the reviewers. Their opinions are the basis for the Editorial Committee to determine whether the paper can be accepted for publication or not.

The Word or L^AT_EX source and pdf files of the final version of articles will be requested after acceptance for publication. High-quality illustrations (format bitmap (gif, jpg) or PostScript, with resolution no lower than 300 dpi) should be sent along with the manuscript.

After publication the number of Archives of Acoustics and CD-ROM containing PDF version of article will be sent to authors.

EDITORIAL BOARD
ARCHIVES OF ACOUSTICS

Instructions for citation and bibliographic references

References in the text (author(s) and year of publication) are to be cited between parentheses.

1. Direct quotations should be between quotation marks.

2. Indirect quotations (i.e. when the author's idea is explained but not directly quoted) do not use quotation marks or italics.

Examples:

- a. The research of mufflers was started by Davis (1954),
- b. To increase the muffler's acoustical performance, the assessment of a new acoustical element – a reverse-flow mechanism with double internal perforated tubes - was proposed and investigated by this author (Munjaj, 1987),

3. When an author or group of authors has more than one publication in the same year a lower case letter is added to the date.

Example:

In two recent studies (Welesley, 1985a; 1985b) it was suggested that...

4. Multiple author citation:

a. Two authors: both names should be listed in each citation.

Example: (Strunk, White, 1979)

b. Three or more authors: use the first author's name and "*et al.*"

Example: (Welesley *et al.*, 1975)

5. To cite a document produced by an organization, the first time write out the name of the organization in full and give the acronym or abbreviation in square brackets. For subsequent references you may use the acronym or abbreviation.

Example:

First time: Sanitary politics (United Nations High Commissioner for Refugees [UNHCR], 2006, p. 35)...

Then: Established politics (UNHCR, 2006, p. 45)...

In the reference list write the full name of the organization.

6. When a source has no identified author, cite the first two or three words of the title (in italics if it is a book, between quotation marks if it is an article) followed by the year and the page.

Examples:

In the recent book (*Encyclopedia of philosophy*, 1992, p. 164)...

In the article ("A look on medical care in Argentina", 1986, p.63) it is held that...

The in-text reference should match the start of the reference in the bibliography/reference list.

7. Using quotations in the text may also be as it is shown in the following examples:

Examples:

a. "The art of medicine is longer than the other theoretical and practical arts, and one cannot master it nor attain perfection therein, save through its many divisions." (Maimonides, 1987, pp. 14–15)

b. Maimonides (1987) held that "the art of medicine is longer than the other theoretical and practical arts, and one cannot master it nor attain perfection therein, save through its many divisions" (pp. 14–15)

8. To cite a work that was discovered in another work, observe the following examples:

a. Brown (1967), cited by Smith (1970, p. 27), found...

b. It was found (Brown, 1967, cited by Smith, 1970, p. 27) that...

9. To cite e-mail messages:

If necessary, cite them within the body of the text as a personal communication.

Example:

a. ...and this point was conceded (J. Bloggs, personal communication, August 22, 2001),...

Subscription

Subscription orders for "Archives of Acoustics" may be sent to:

Editorial Office "Archives of Acoustics"
Pawińskiego 5B
02-106 Warszawa, Poland
phone: (48-22) 826 12 81 ext. 206
fax (48-22) 826 98 15
e-mail: akustyka@ippt.gov.pl

Information about subscription are available in <http://acoustics.ippt.gov.pl>

FROM THE EDITORIAL BOARD

The Editorial Committee wishes to express many thanks and appreciation to all the reviewers, listed below, for their valuable opinions concerning papers submitted to the Archives of Acoustics in 2011:

T. Airaksinen	P. Kleczkowski	Z. Otčenášek	J. Sundberg
W. Batko	J. Kociński	G. Papanicolaou	M. Szczerba
R. Bolejko	J. Kompała	M. Pawełczyk	G. Szwoch
J.T. Bonarski	D. Korzinek	A. Pawełek	A. Śliwiński
H.C. Borst	B. Kostek	A. Perelomova	Y. Tasinkevych
G. Budzyński	V. Kovalchuk	A. Pilch	N. Tinsdell
C. Cempel	E. Kozaczka	A. Preis	Z. Trawiński
J. Cieślak	Z. Kulka	A. Rakowski	M.W. Urbańczyk
K. Curran	A. Kulowski	Z. Ranachowski	J. Wasylak
A. Czyżewski	T.G. Leighton	W.J. Rdzanek	Z. Wesółowski
E. Danicki	V. Lemarquand	W.P. Rdzanek	S. Weyna
P. Dłużewski	B. Linde	F. Rejmund	J. Wiciak
A. Dobrucki	A. Lipowczan	T. Rossing	A. Wieczorkowska
J. Doherty	T. Łętowski	B. Rudno-Rudzińska	J. Wierzbicki
Z.W. Engel	B. Major	K. Rudno-Rudziński	K. Wilmański
A. Gołaś	K. Marasek	J. Sadowski	B. Wiskirska-Woźnica
G. Grelowska	M. Meissner	R. Salamon	W. Woszczyk
J. Grzędziński	J. Meyer	A.P. Sęk	D. Wróblewska
C. Hansen	A. Milewski	S. Siddiq	T. Wszolek
A. Kaczmarek	A. Miśkiewicz	J. Sikora	W. Wszolek
M. Kaczmarek	K. Miyazaki	E. Skrodzka	E. Zajdler
T. Kamisiński	L. Morzyński	J. Skubis	W. Zieniutycz
P. Kiełczyński	M. Moszyński	J.J. Sławianowski	F. Zink
M. Kierzkowski	C.J. Nederveen	A. Snakowska	J. Żera
M.J. Kin	P. Ody	L. Stryczniewicz	B. Żółtogórski
I. Kityk	K.J. Opieliński	W. Sulkowski	P. Żwan

