



US00D495313S1

(12) **United States Design Patent** (10) **Patent No.:** **US D495,313 S**
Guerrera et al. (45) **Date of Patent:** **** Aug. 31, 2004**

(54) **INTERCOMMUNICATION SYSTEM**

(75) Inventors: **Carlo Guerrera**, Pordenone (IT);
Adriano Facchin, Azzano Decimo (IT);
Alessandra Rinaldi, Florence (IT)

(73) Assignee: **BPT S.p.A.**, Cinto Caomaggiore (IT)

(**) Term: **14 Years**

(21) Appl. No.: **29/187,119**

(22) Filed: **Jul. 28, 2003**

(30) **Foreign Application Priority Data**

Jan. 28, 2003 (IT) PD200300006

(51) **LOC (7) Cl.** **14-03**

(52) **U.S. Cl.** **D14/149; D14/148**

(58) **Field of Search** **D14/137, 434,**
D14/138, 447, 148, 147, 149-151, 140-142,
240, 241, 251-253, 451, 144; 379/426,
434-436, 419, 420.01-420.04, 428.01-428.04,
440, 454, 455, 446; 455/550.1-90.3; D13/107,
108; D21/517

(56) **References Cited**

U.S. PATENT DOCUMENTS

- D211,737 S * 7/1968 Dreyfuss D14/151
- 3,521,008 A * 7/1970 Tyson 379/434
- D219,029 S * 10/1970 Dreyfuss D14/148
- D246,103 S * 10/1977 Taylor D14/138
- D276,157 S * 10/1984 Marshall D14/148
- D277,377 S * 1/1985 Tarao et al. D14/148
- D286,150 S * 10/1986 Cooke et al. D14/149
- D286,283 S * 10/1986 Nichols D14/138
- D287,721 S * 1/1987 Perkins D14/151
- D293,237 S * 12/1987 Brown D14/148
- D298,827 S * 12/1988 Miozzo D14/149
- D298,828 S * 12/1988 Miozzo D14/149
- D316,548 S * 4/1991 Yeung D14/144
- D324,681 S * 3/1992 Klucznik et al. D14/151
- D324,682 S * 3/1992 Renard et al. D14/151

- D331,759 S * 12/1992 Renard D14/151
- D355,191 S * 2/1995 Meurer D14/149
- D369,601 S * 5/1996 Tomoike D14/149
- D369,799 S * 5/1996 Kong et al. D14/149
- D377,172 S * 1/1997 Zeitman D14/150
- D378,588 S * 3/1997 Tanaka D14/150
- D391,254 S * 2/1998 Rosati et al. D14/148
- D392,969 S * 3/1998 Margalit et al. D14/149
- D426,820 S * 6/2000 Zeitman D14/148
- D435,531 S * 12/2000 Isonaga D14/149
- D437,588 S * 2/2001 Jauregui et al. D14/148
- D457,866 S * 5/2002 Matsui et al. D14/148
- D481,698 S * 11/2003 Yamada et al. D14/149

FOREIGN PATENT DOCUMENTS

- WO DM/053006 * 8/2000
- WO DM/056673 * 7/2001
- WO DM/057499 * 8/2001
- WO DM/061041 * 6/2002
- WO DM/062992 * 11/2002

* cited by examiner

Primary Examiner—Jeffrey Asch
(74) *Attorney, Agent, or Firm*—RatnerPrestia

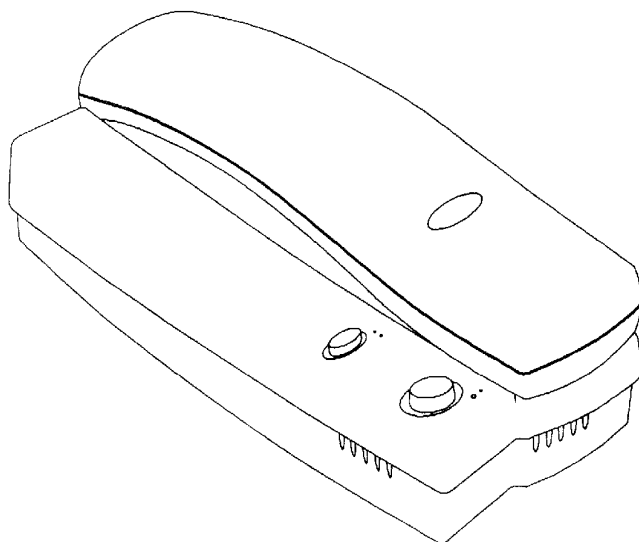
(57) **CLAIM**

The ornamental design for an intercommunication system, substantially as shown and described.

DESCRIPTION

FIG. 1 is a perspective view of an intercommunication system according to the present invention;
FIG. 2 is a front view of the intercommunication system shown in FIG. 1;
FIG. 3 is a left side view of the intercommunication system shown in FIG. 1;
FIG. 4 is a right side view of the intercommunication system shown in FIG. 1; and,
FIG. 5 is a bottom view of the intercommunication system shown in FIG. 1.

1 Claim, 1 Drawing Sheet



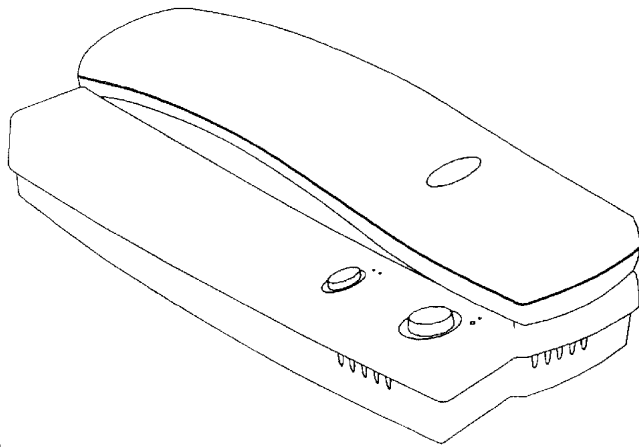


Fig. 1

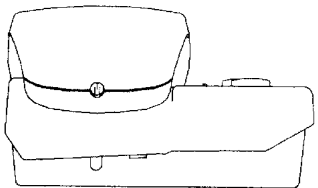


Fig. 5

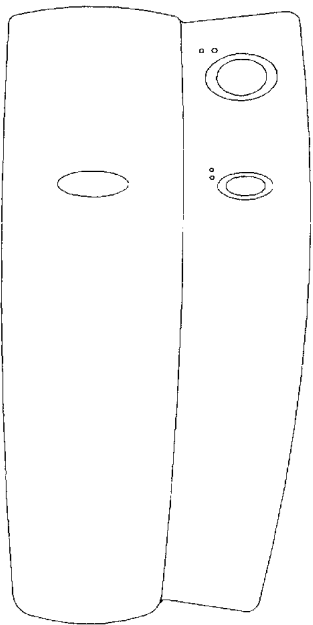


Fig. 2




Fig. 3




Fig. 4