



UNIVERSITÀ
DEGLI STUDI
FIRENZE

FLORE

Repository istituzionale dell'Università degli Studi di Firenze

Physical Layer Security based on Spread-Spectrum Watermarking and Jamming Receiver

Questa è la Versione finale referata (Post print/Accepted manuscript) della seguente pubblicazione:

Original Citation:

Physical Layer Security based on Spread-Spectrum Watermarking and Jamming Receiver / Soderi, Simone; Mucchi, Lorenzo; Hamalainen, Matti; Piva, Alessandro; Linatti, Jari. - In: TRANSACTIONS ON EMERGING TELECOMMUNICATIONS TECHNOLOGIES. - ISSN 2161-3915. - STAMPA. - 28:(2017), pp. 1-13. [10.1002/ett.3142]

Availability:

This version is available at: 2158/1059641 since: 2021-02-26T12:06:18Z

Published version:

DOI: 10.1002/ett.3142

Terms of use:

Open Access

La pubblicazione è resa disponibile sotto le norme e i termini della licenza di deposito, secondo quanto stabilito dalla Policy per l'accesso aperto dell'Università degli Studi di Firenze (<https://www.sba.unifi.it/upload/policy-oa-2016-1.pdf>)

Publisher copyright claim:

Conformità alle politiche dell'editore / Compliance to publisher's policies

Questa versione della pubblicazione è conforme a quanto richiesto dalle politiche dell'editore in materia di copyright.

This version of the publication conforms to the publisher's copyright policies.

(Article begins on next page)

RESEARCH ARTICLE

Physical Layer Security based on Spread-Spectrum Watermarking and Jamming Receiver

Simone Soderi^{‡*}, Lorenzo Mucchi[†], Matti Hämäläinen[‡], Alessandro Piva[†] and Jari Linatti[‡]

[‡] Centre for Wireless Communications, University of Oulu, Oulu, Finland

[◊] Alstom Signalling Solutions, Florence, Italy

[†] Department of Information Engineering, University of Florence, Florence, Italy

ABSTRACT

Wireless communications' infrastructures are frequently selected as a cable replacement in many applications giving an immediate advantage on the wireless investment. However, the worldwide proliferation of wireless local area network (WLAN) imposed large investments on network security. In the early days of Internet, its layered protocol stack did not consider security as a primary concern. Since then a significant amount of literature has been published. This paper proposes a watermark-based blind physical layer security (WBPLSec) utilizing a jamming receiver in conjunction with spread spectrum watermarking technique. The outage probability of the secrecy capacity is analytically derived, regardless of the eavesdropper position. The theoretical analysis let us draw an unsecured region around the legitimate transmitter and receiver. Results indicate how the WBPLSec aims to be a valuable technique for deploying physical layer security creating a secure region around the receiver. Authors utilized two performance metrics, the outage probability of secrecy capacity for assessing the secure communication effectiveness and the error probability for evaluating the watermark extraction process. Finally, the proposed protocol improves the secrecy capacity performance if compared to other protocols and moreover it has a lower energy consumption. Copyright © 0000 John Wiley & Sons, Ltd.

*Correspondence

Centre for Wireless Communications, University of Oulu, Oulu, Finland, email: sisoderi@ee.oulu.fi

1. INTRODUCTION

1.1. Related Work

Worldwide proliferation of wireless communications imposed the development of *security engineering* as multidisciplinary field. Nowadays, skills required for security range from cryptography and computer science through hardware and embedded systems [1]. Typically, security is implemented through cryptography at upper layers in the open system interconnection (OSI) model. Recently coding for secrecy has been applied and it seems to be a valuable solution for low power sensor networks [2]. On the other hand, in the few past years several techniques based on

signal processing have been utilized to secure communications at physical layer and those are promising methods where standalone security solution is needed [2,3].

Security services included in wireless communications are: authentication, confidentiality, integrity and availability [1]. In this scenario, a set of possible attacks is given as for example [4].

Confidentiality attack: unauthorized interception of private information. This attack damages the privacy leaving intact the confidential data (e.g., eavesdropping and Man in the Middle (MitM)).

Integrity attack: modification of data in transit over the wireless network in order to mislead the receiver or

facilitate another attack (e.g., denial of service (DoS), IEEE 802.11 data replay and frame injection).

Authentication attack: stealing of user identifies and credentials in order to gain the access to the network (e.g., WPA (Wi-Fi Protected Access) or WPA2-PSK (Pre-Shared Key) cracking and application log-in theft).

Availability attack: denying legitimate users to access WLAN resources (e.g., Queensland DoS and IEEE 802.11 beacon flood).

The idea proposed in this paper addresses countermeasures against confidentiality attacks.

With his notable paper, Shannon in 1949 defined the metrics of information theoretic for secrecy systems [5] and he proved the perfect secrecy condition where the eavesdropper cannot pull out any information from the transmitted signal. Afterwards, Wyner introduced the wiretap channel model assuming that a secure communication can be achieved when the eavesdropper receives a degraded version of the transmitted signal [6]. Wyner defined the *secrecy capacity* as the maximum transmission rate that is achievable whenever the eavesdropper's channel observations are more noisy than the legitimate user's channel [7]. Finally, Csiszár *et al.* extended Wyner's results to non-zero secrecy capacity when a non-degraded wiretap channel is utilized [8]. This model includes a transmitter, i.e. Alice, a legitimate receiver, i.e. Bob and a passive eavesdropper named Eve. Bob and Eve receive Alice's transmissions through independent channels as depicted in Figure 1, where tr indicates transmitter-receiver link, te is for transmitter-eavesdropper link and je is the jammer-eavesdropper link. As shown in Figure 1, we expanded this model introducing a receiver with jammer, whose utilization is explained in the rest of the paper.

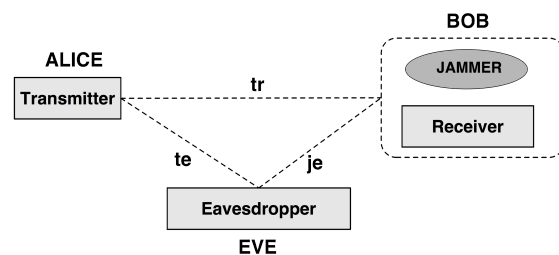


Figure 1. Block diagrams of the proposed protocol to analyse physical layer security

Physical layer security has received recently many theoretical contributions because, due to their nature, wireless communications might suffer eavesdropping attacks. Bloch *et al.* proposed one-way protocol that exploits fading fluctuations and provides secure communication over quasi-static wireless channels [9]. In [10], Ko *et al.* introduced the ultra-wideband (UWB) signaling model to enhance security. Renna *et al.* proposed orthogonal frequency division multiplexing (OFDM) schema between Alice and Bob relaxing conventional assumptions on Eve's receiver structure [11]. Furthermore, other approaches describe how the secrecy capacity performances are improved adding artificial noise to the information [12].

Theoretical results have also shown that the secrecy capacity can be improved exploiting channel variations [13–15]. In literature there are several contributions that deals also with jamming because it can be used to damage wireless communications [16] or exploited as fundamental part in original ideas for security in cooperative networks [17]. Vilela *et al.* described the friendly jamming as a powerful tool to increase the secrecy of wireless systems [18]. Since these schemes are mainly applicable in mobile environment, a channel independent protocol named iJAM has been introduced [19]. Let us now describe in more detail the iJAM approach.

1.2. iJAM Protocol

The fundamental iJAM operating principle is shown in Figure 2. Alice, i.e., the sender transmits two times each symbol and Bob, i.e., the receiver randomly jams complementary samples over the two symbols. In this scheme, only the legitimate receiver knows which samples it jammed. Later, Bob is able to get a clean signal by discarding corrupted complementary samples in the original signal and its repetition. In contrast, the eavesdropper cannot remove the interference because he does not have any information on jamming characteristics. In order to make jammed samples indistinguishable, iJAM exploits a basic property of OFDM transmission in combination with jamming signal with Gaussian distribution. On the other hand, iJAM requires phase correction between sender and receiver to work, otherwise symbols are completely undecodable [19].

The major weakness of iJAM is that it implements physical layer security cutting the data-rate by half.

Motivated by this observation a new full-rate protocol is proposed.

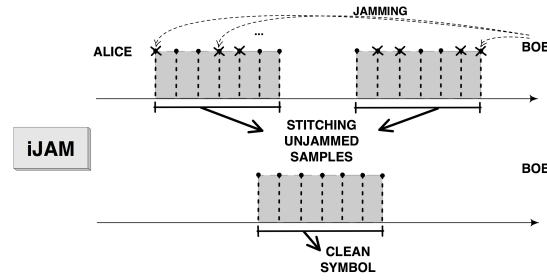


Figure 2. iJAM's operating principle

1.3. Our Contribution

The primary goal of this study is to develop a new transceiver architecture to ensure secure communication combining *watermarking* with *jamming receiver*. Two performance metrics are investigated for assessing the system model presented here. The proposed scheme is partially based on iJAM's concept and the paper provides also the information theory analysis for the evaluation of this new approach. First, authors utilize *outage probability of the secrecy capacity* to evaluate the effectiveness of this secure communication. Second, with this architecture part of the information is conveyed by means of watermarking technique and the *error probability* measures the watermark extraction process.

This paper proposes the watermark-based blind physical layer security (WBPLSec) as a valuable method to secure communication without neither assumptions on eavesdropper's channel nor jamming from third-party nodes. Authors exploit watermarking concept to increase system performance in terms of outage probability of secrecy capacity, data-rate and energy cost utilizing one spreading code between Alice and Bob in addition to a jamming receiver. We assume that Alice and Bob have perfect channel side information (CSI) about main and jamming channels, while Eve has CSI on the wiretap channel. In addition, we make no assumption about the eavesdropper's computing power. In other words, even if the adversary would have enough power to recover the watermark information, we will show that it contains only incomplete symbol's samples making that information useless. The WBPLSec protocol is then benchmarked against iJAM protocol.

In the multimedia context the *digital watermarking* process is utilized to hide or embed a desired signal into another signal, e.g. pictures and videos. This process has a lot of similarities with traditional communications. Spread-spectrum (SS) watermarking techniques are frequently utilized to implement physical layer security [20] and we adopt the second paradigm for watermarking described by Cox *et al.* [21], where the information to be embedded is modified prior to insertion, exploiting hidden data.

The truly innovative process for deploying a physical layer security consists of four important parts as follows

1. *Spread-Spectrum watermarking*: the message to be transmitted is first modulated with a spreading sequence and then embedded into the host signal;
2. *Jamming Receiver*: as shown in Figure 1, the jammer is implemented inside the receiver and utilized to jam the Alice's transmission;
3. *Selective jamming*: Bob jams only part of the received signal and knowing which samples are jammed, the receiver is able to rebuild a clean symbol;
4. *Data decomposition method*: the proposed method transmits the information through two independent paths but implementing data decomposition policy. The information is sent via a narrow-band signal and a spread-spectrum signal. The SS signal implements the watermark. The narrow-band signal is partially jammed by Bob, but the watermark in the SS signal is utilized to re-compose the entire symbol.

WBPLSec can be successfully applied in those scenarios where mobile devices are equipped with several air interfaces. A definite upward trend in the number of air interfaces for each terminal has defined two possible approaches. At first, multi-modality uses different chip solutions to implement air interfaces diversity. On the other hand, flexible air interfaces implemented via software defined radio (SDR) enables the opportunistic use of spectrum [3, 22]. The multiple air interface device can support the system model presented in Section 2.

Actually, low-power sensors network is an area where physical layer security can provide awesome advantages in terms of number of computations than cryptography [2].

This study shows that the proposed architecture can enhance device's battery life thanks to a better energy consumption compared with iJAM.

The rest of this paper is organized as follows: Section 2 describes the WBPLSec system model introducing transmitter and receiver architectures. Section 3 introduces the outage probability of secrecy capacity of a jamming receiver. Section 4 describes the watermark extraction implemented. Then, in Section 5 an energy cost comparison is presented. Finally, the paper is concluded in Section 6.

2. WBPLSEC SYSTEM MODEL

In this paper, authors address the general problem of physical layer security presented in [9] in which any secure communications shall handle secrecy to avoid confidentiality attacks. A WBPLSec system model, based on Figure 1, is shown in Figure 3, where the jamming receiver provides secrecy and on the other hand, the selected watermarking technique provides the needed information destroyed due to the jamming.

A modified version of the non-degraded wiretap channel model [8] is used and it includes the so-called *jamming channel* utilized to jam the received signal and also the eavesdropper. The source message $(x_S)^N$ of length N is

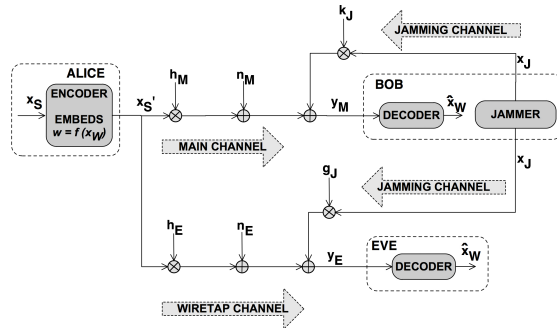


Figure 3. Non-degraded wiretap channel model with jamming receiver

encoded into codeword $(x'_S)^N$ of length N . In particular, the encoder embeds the watermark $(x_W)^{N_W}$ of length N_W into the host signal $(x_S)^N$. The legitimate user, i.e. Alice, transmits $(x'_S)^N$ to Bob through the *main channel*, which in this case, is assumed to be a discrete-time Rayleigh fading channel. The i -th sample of the signal received by Bob is

given by

$$y_M(i) = h_M(i)x'_S(i) + k_J(i)x_J(i) + n_M(i), \quad (1)$$

where $h_M(i)$ and $k_J(i)$ represent main channel's and jamming channel's complex Gaussian fading coefficients, $n_M(i)$ is the complex zero-mean Gaussian noise and $x_J(i)$ denotes the jamming signal, which is generated by Bob.

Figure 3 shows how the eavesdropper, i.e. Eve, is capable to observe Alice's transmission over an independent discrete-time Rayleigh channel, i.e. *non-degraded wiretap channel*. The i -th sample of the signal received by Eve is given by

$$y_E(i) = h_E(i)x'_S(i) + g_J(i)x_J(i) + n_E(i), \quad (2)$$

where $h_E(i)$ is the wiretap channel's complex Gaussian fading coefficient between Alice and Eve, $n_E(i)$ is the complex zero-mean Gaussian noise, $g_J(i)$ is the jamming channel complex Gaussian fading coefficient. It is assumed that all channels are quasi-static fading channels, which mean that, the channel gain coefficients remain constant during the transmission of a codeword: $h_M(i) = h_M$, $h_E(i) = h_E$, $k_J(i) = k_J$ and $g_J(i) = g_J$, $\forall i = 1, \dots, N$.

2.1. Transmitter

In accordance with the *data decomposition method* proposed in Section 1, Alice conveys the information by means of two independent paths. The information is sent to legitimate user by means of a narrowband signal and on the other hand, Alice also embeds a SS watermark in the host narrowband signal. The watermark conveys part of the information at the legitimate user, i.e. Bob, through a secondary channel.

In accordance with the framework presented by Cox *et al.* [23], transmitter combines the original modulated signal with a SS watermark, with an embedding rule defined as

$$x'_S(i) = x_S(i) + \mu w(i), \quad (3)$$

where $x_S(i)$ is the i -th sample of the amplitude shift keying (ASK) transmitted signal, μ is the scaling parameter and $w(i)$ is SS watermark. Without loss in generality, in the rest of the paper we use the direct sequence spread spectrum (DSSS) for watermarking. On the other hand, the same mechanism developed in WBPLSec can be implemented throughout OFDM. Correspondingly to

iJAM, the utilization of OFDM ensure the jammed samples are indistinguishable from the clean samples*.

The host ASK modulated signal x_S can be expressed as

$$x_S(i) = \begin{cases} A_a \sqrt{\frac{2}{T_{hs}}} \cdot \cos(2\pi f_{hs} i), & \text{for } 0 \leq i \leq T_{hs}, \\ 0, & \text{elsewhere} \end{cases} \quad (4)$$

where A_a is the amplitude, T_{hs} is the symbol time and f_{hs} is the frequency of the modulated signal.

We propose as proof-of-concept the utilization of DSSS signal for watermarking as

$$w(i) = \sum_{k=-\infty}^{+\infty} \sum_{j=0}^{N_c-1} g(i - kT_b - jT_c)(c_W(i))_j(x_W(i))_k, \quad (5)$$

where $(x_W(i))_k$ is the k -th data bit of the watermark signal. $(c_W(i))_j$ represents the j -th chip of the orthogonal pseudo-noise (PN) sequence. $g(i)$ is the pulse waveform, T_c is the chip length and $T_b = N_c T_c$ is the bit length. The SS watermarking is shown in Figure 4, where c_W represents PN code which spreads the information, i.e. x_W , that has to be inserted in the host signal. With these assumptions the energy of the watermarked signal is given by

$$E'_S = \sum_{i=1}^N |x'_S(i)|^2 = \quad (6)$$

$$= \sum_{i=1}^N |x_S(i)|^2 + \mu^2 \sum_{i=1}^N |w(i)|^2 + 2\mu \sum_{i=1}^N |x_S(i)w(i)| = \quad (7)$$

$$= E_S + \mu^2 E_W,$$

where E_S is the energy of x_S signal and E_W is the energy of x_W . It is assumed that the host signal and its watermark in (4) and (5) are uncorrelated.

The signal watermarking is done utilizing the traditional spread spectrum based approach [24]. The main idea implemented in the watermark embedding phase is that the transmitter marks, utilizing SS, the host signal x_S utilizing its first N_W over N samples. Then x_W is given by

$$x_W(i) = \begin{cases} x_S(i), & \text{for } 1 \leq i \leq N_W, \\ 0, & \text{elsewhere.} \end{cases} \quad (8)$$

*OFDM time samples approximate Gaussian distribution and if jamming signal has same distribution, the overall distribution after jamming does not modify the distribution of an OFDM signal [19].

Alternatively, the receiver can jam N_W discontinuous samples for each symbol but even if this randomness requires a wide-band jammer, e.g. UWB, the work presented in this paper is still valid. With $N_W < N$, the energy of the watermark is given by

$$E_W = \frac{N_W}{N} E_S. \quad (9)$$

Finally, the signal is mixed to radio frequency (RF) f_c and radiated by the antenna. Figure 4 shows the block diagram of the transmitter.

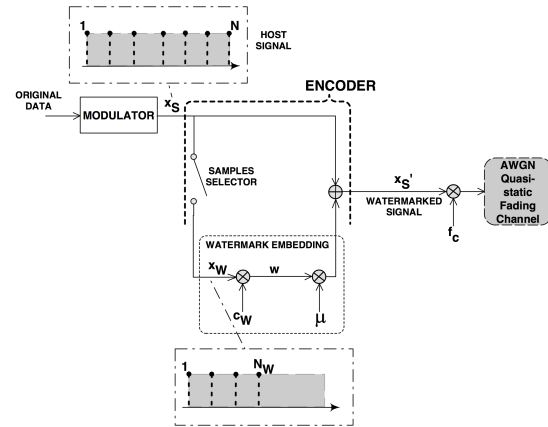


Figure 4. Transmitter structure for watermark-based blind physical layer security

2.2. Jamming Receiver

In this paper, authors propose a different strategy to implement the jamming receiver's architecture when compared with iJAM [19]. Indeed, the proposed scheme of receiver work with jammed samples as well as watermark extraction.

It is assumed that both the jamming signal and the host signal have the same energy over N samples as

$$E_S = \sum_{i=1}^N |x_S(i)|^2 = \sum_{i=1}^N |x_J(i)|^2. \quad (10)$$

Assuming N samples for symbol, as Bob jams M samples over N with $M < N$ the energy of the jamming signal is given by

$$E_J = \frac{M}{N} E_S. \quad (11)$$

The receiver structure is shown in Figure 5. In WBPLSec, the legitimate receiver can jams at most $M = N_W$ samples because N_W samples are the information transmitted

through SS watermark. The received signal after the antenna is down-converted to the baseband by the carrier frequency f_c and then processed by the original signal demodulator to recover data exchanged through channel. Due to jamming, the signal after the low pass filter (LPF), i.e. \hat{x}_S , is corrupted and unusable alone. In order to stitch unjammed sampled and create a clean symbol, in parallel, the received signal is led to an additional DSSS demodulator used to recover the watermark x_W . Afterwards, as in iJam protocol [19], the receiver replaces corrupted samples in \hat{x}_S with non-jammed samples that in our solution are taken from \hat{x}_W . In the end, the clean symbol x_S is achieved and then demodulated.

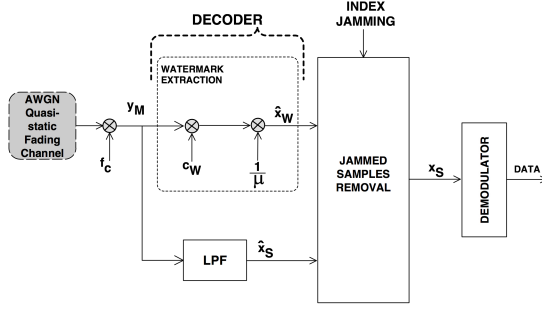


Figure 5. Receiver structure for watermark-based blind physical layer security

2.3. Secrecy Capacity of WBPLSec

Win *et al.* [25] utilized a general wireless propagation model to characterize network interference in wireless systems. In accordance with that model the received power, i.e. P_{rx} , is $\propto P_{tx}/d_n^{2b}$ where P_{tx} denotes the transmitted power, d_n the distance between the two nodes and b is the amplitude loss exponent [26].

The power spectra densities of the signals discussed above are illustrated in Figure 6. As shown in Figure 5, the received signal by Bob is split in two arms, the first despreads and extract the watermark. The latter filters the received signal in order to limit the bandwidth [27] before the signal recovery. The ideal LPF rejects a large fraction of the SS watermark and the magnitude of the residual watermark power density is given by

$$E'_W = \frac{B_{hs}}{B_{ss}} E_W = \frac{E_W}{G_p} \quad (12)$$

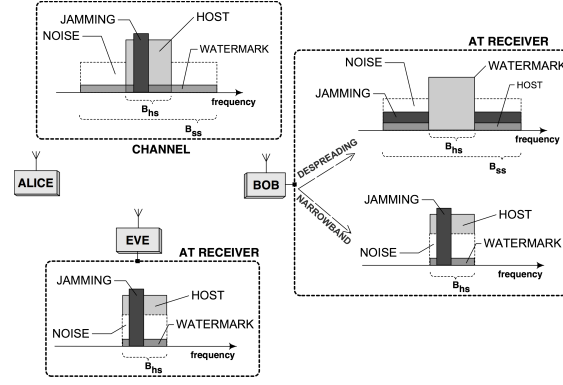


Figure 6. Power spectra densities of proposed blind physical layer security

where $B_{hs} = 1/T_{sa}$ is the bandwidth of the host signal, T_{sa} is the host signal symbol length, $B_{ss} = 1/T_c$ is the bandwidth of SS signal and $G_p = T_{sa}/T_c$ is the processing gain. E'_W interferes with the narrowband demodulator and G_p is defined as the inverse of E_W reduction factor [27].

Therefore, the instantaneous signal-to-interference-plus-noise ratio (SINR) at the legitimate receiver, i.e. γ_M , is given by

$$\gamma_M = \frac{|h_M|^2 E'_S}{N'_0 + |k_J|^2 E_J} = \frac{\alpha \gamma'_{tr}}{1 + \tilde{\alpha} \gamma'_{jr}}, \quad (13)$$

where both $\alpha = |h_M|^2$, $\tilde{\alpha} = |k_J|^2$ follow an exponential distribution, $N'_0 = N_0 + E'_W$, $\gamma'_{tr} = E'_S/(N'_0 d_{tr}^{2b})$ and $\gamma'_{jr} = E_J/N'_0$. Due to the proposed jamming receiver architecture, the E_J does not undergo any attenuation at the legitimate receiver. Channels are power limited and it is assumed that $P = E'_S/N$ is the average transmit power, $P_J = E_J/M$ is the average jamming power when Bob jams M samples over N with $M < N$. Moreover, it is assumed that n_M and n_E have the same noise spectral density, i.e. N_0 .

The instantaneous SINR at eavesdropper, i.e. γ_E , is given by

$$\gamma_E = \frac{|h_E|^2 E'_S}{N'_0 + |g_J|^2 E_J} = \frac{\beta \gamma_e}{1 + \tilde{\beta} \gamma_{je}}, \quad (14)$$

where both $\beta = |h_E|^2$ and $\tilde{\beta} = |g_J|^2$ follow an exponential distribution, $N'_0 = N_0 + E'_W$, $\gamma_e = E'_S/(N'_0 d_{te}^{2b})$ and $\gamma_{je} = E_J/(N'_0 d_{je}^{2b})$.

When Bob has a better channel realization than Eve, i.e. $\gamma_M > \gamma_E$, the secrecy capacity (C_s) of legitimate link is defined as follows for non-degraded Gaussian wiretap channel [8]

$$\begin{aligned} C_s &= \max\{C_M - C_E, 0\}, \quad \text{where} \\ C_M &= \frac{1}{2} \log_2(1 + \gamma_M) \quad \text{bit/transmission} \\ C_E &= \frac{1}{2} \log_2(1 + \gamma_E) \quad \text{bit/transmission} \end{aligned} \quad (15)$$

where C_M is the channel capacity from Alice to Bob, i.e. main channel, and C_E is the channel capacity from Alice to Eve, i.e. wiretap channel exploited by the eavesdropper. Otherwise, if Eve has a better SINR than Bob, C_s is set to 0. In (15) author assumed that the noise plus the interference is still Gaussian.

In presence of Rayleigh channel, the secrecy capacity is conditioned to h_M , h_E , k_J , g_J , and without loss in generality in the rest of the paper we impose $E[h_M^2] = E[h_E^2] = E[k_J^2] = E[g_J^2] = 1$, [28].

The lower bound of the C_s is defined as the secrecy rate (R_s). R_s is given by the difference of the channel capacities from Alice to Bob and from Alice to Eve [6].

2.4. Secrecy Capacity of iJAM

In iJAM, each symbol is transmitted twice. The receiver with jammer, randomly jams complementary samples in the original signal and its repetition. The receiver knows which are the corrupted samples and then, the clean symbol is achieved by stitching together un-jammed samples.

The SINR at the legitimate receiver is given by [28]

$$\gamma_M^{iJAM} = \frac{|h_M|^2 E'_S}{d_{tr}^{2b} N_0} = \alpha \gamma'_{tr}, \quad (16)$$

where in order to facilitate the comparisons between the two protocols it is assumed to transmit the same energy, i.e. E'_S . When iJAM is utilized, the γ_E is still given by (14).

Figure 7 shows how in the iJAM the sender repeats its transmission and then it halves the data-rate when compared with WBPLSec proposed in this paper. In particular, iJAM has to transmit two times the same symbol to get a clean signal whereas WBPLSec does not.

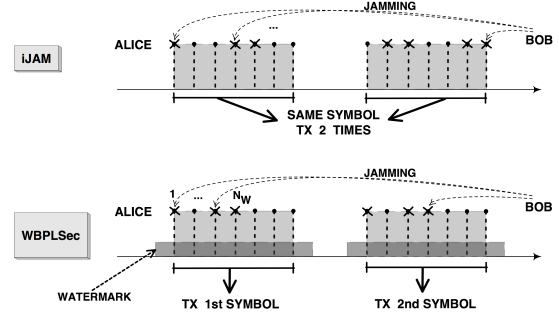


Figure 7. Comparison between iJAM and WBPLSec

In the scenario of iJAM and assuming that iJAM and WBPLSec have the same bandwidth, the C_s is given by

$$\begin{aligned} C_s^{iJAM} &= \max\{C_M - C_E, 0\}, \quad \text{where} \\ C_M &= \frac{1}{4} \log_2(1 + \gamma_M^{iJAM}) \quad \text{bit/transmission} \\ C_E &= \frac{1}{4} \log_2(1 + \gamma_E) \quad \text{bit/transmission} \end{aligned} \quad (17)$$

As done in Eq. (15), C_s^{iJAM} is conditioned to Rayleigh channel's coefficients, i.e. h_M , h_E , g_J , and without loss in generality in the rest of the paper we impose $E[h_M^2] = E[h_E^2] = E[g_J^2] = 1$, [28]. In (17) author assumed that the noise plus the interference is still Gaussian.

3. OUTAGE PROBABILITY OF SECRECY CAPACITY OF A JAMMING RECEIVER

The outage probability of secrecy capacity was defined by Bloch *et al.* [9] as

$$\begin{aligned} P_{out} &= P[C_s < R_s] = P\left[\frac{1}{2} \log_2\left(\frac{1 + \gamma_M}{1 + \gamma_E}\right) < R_s\right] = \\ &= P\left[\alpha < p(1 + \tilde{\alpha}\gamma_{jr}) + q\beta\left(\frac{1 + \tilde{\alpha}\gamma_{jr}}{1 + \tilde{\beta}\gamma_{je}}\right)\right] \end{aligned} \quad (18)$$

where R_s is the target secrecy rate, $p = (2^{4R_s} - 1)/\gamma_r$ and $q = (2^{4R_s} \gamma_e)/\gamma_r$. Therefore, in the case of WBPLSec, the results follow from simple algebra and can be expressed as [18]

$$\begin{aligned}
P_{out} &= 1 - \iiint_0^\infty e^{-p(1+\alpha\gamma_{jr})-q\beta\left(\frac{1+\tilde{\alpha}\gamma_{jr}}{1+\tilde{\beta}\gamma_{je}}\right)} \\
&\quad e^{-\tilde{\alpha}}e^{-\beta}e^{-\tilde{\beta}}d\tilde{\alpha}d\beta d\tilde{\beta} = \\
&= 1 - \frac{1}{(\gamma_{je}\gamma_{jr}p + \gamma_{je} - \gamma_{jr}q)^2} \cdot \\
&\quad e^{-p}\left(-q\Omega\left(\frac{q+1}{\gamma_{je}}\right)(\gamma_{je}(\gamma_{jr}p + \gamma_{jr} + 1) - \gamma_{jr}q) - \right. \\
&\quad \left. \Omega\left(\frac{(q+1)(\gamma_{jr}p + 1)}{\gamma_{jr}q}\right)(\gamma_{je}\gamma_{jr}p - (\gamma_{je} + 1)\gamma_{jr}q + \right. \\
&\quad \left. \gamma_{je}) + \gamma_{je}(\gamma_{je}\gamma_{jr}p + \gamma_{je} - \gamma_{jr}q)\right), \quad (19)
\end{aligned}$$

where $\Omega(x) = e^x E_1(x)$, $E_1 = \int_0^\infty (e^{-t}/t)dt$ is the exponential integral. It is assumed that the fading channels' coefficients are zero-mean complex Gaussian random variables (RVs). The proof that α , $\tilde{\alpha}$, β and $\tilde{\beta}$ are exponential distributed is given in Appendix A.

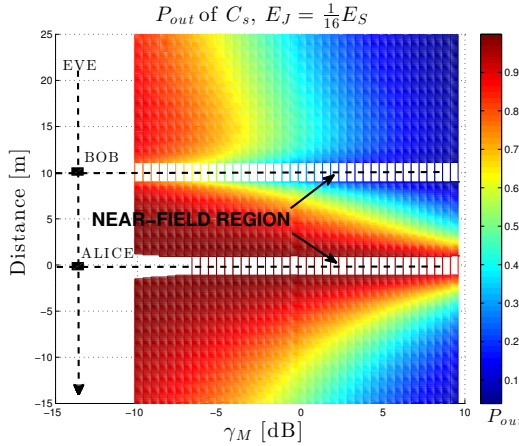


Figure 8. Outage probability versus γ_M when Eve moves from Bob to Alice.

Figure 8 shows the outage probability of C_s versus γ_M for different Eve's positions. The eavesdropper moves along the line that connects Alice with Bob. The selected wireless propagation model accounts for far-field propagation [25]. We considered the near-field region limit at 1 m around Alice and Bob [28] as shown in Figure 8. With this model Eve cannot be closer than 1 m to both Alice and Bob.

In order to compare the proposed protocol against the iJAM, we computed the P_{out}^{iJAM} as

$$\begin{aligned}
P_{out}^{iJAM} &= 1 - \iint_0^\infty e^{\left(-v-k\frac{\beta}{1+\tilde{\beta}\gamma_{je}}\right)} e^{-\beta}e^{-\tilde{\beta}}d\tilde{\beta}d\beta = \\
&= 1 - \frac{e^{-v}\left(\gamma_{je} - k\Omega\left(\frac{k+1}{\gamma_{je}}\right)\right)}{\gamma_{je}^2\gamma_{te}}. \quad (20)
\end{aligned}$$

Figure 9 shows the comparison between the WBPLSec and the iJAM with equal energy per symbol, i.e. E'_S . Observe that the proposed protocol has better P_{out} than iJAM. On an average, WBPLSec has P_{out} two times better than iJAM, comparing curves in Figure 9 with same E_J . Moreover, the higher is the E_J , the lower is P_{out} that yields to increase the performance of the proposed protocol. The scenario depicted in Figure 9 assumed Eve in the middle between Alice and Bob.

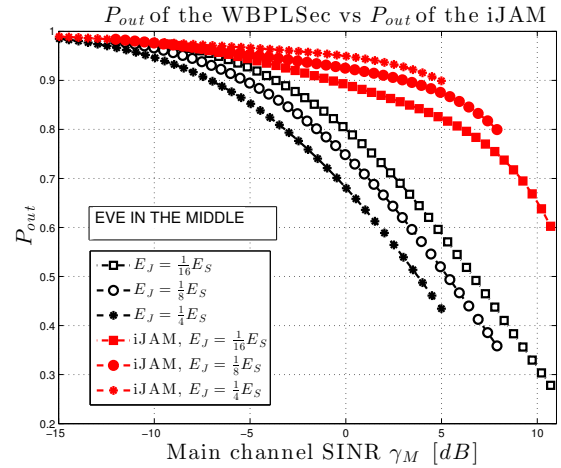


Figure 9. Protocol's comparison of P_{out} versus γ_M for a selected Eve's position.

Due to the jamming strategy implemented in WBPLSec, Figure 10 shows the effect over P_{out} varying the number of jammed samples. Once more, the Figure depicts also the P_{out} for the same scenario achieved with iJAM, i.e., when $M = N_W = 1024$ samples are jammed, that yields to have $E_J = E_W = E_S/4$. As illustrated in Figure 10, the more jammed samples per symbol exist, i.e. higher E_J , the less is the P_{out} . Thus, controlling the value of E_J the receiver can control the target secrecy level.

3.1. Simulations Scenario for Secrecy Capacity

Table I lists the parameters used for simulations. For each distance of the eavesdropper among the transmitter

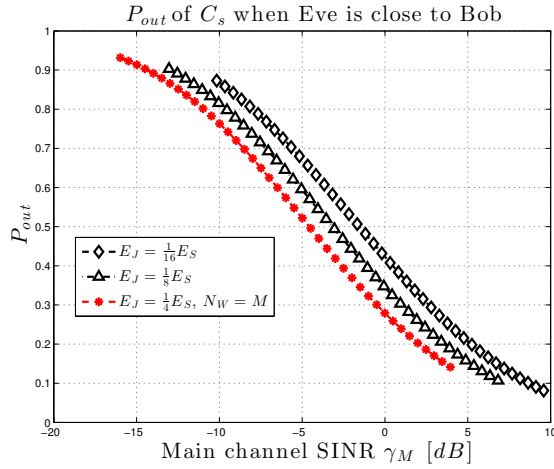


Figure 10. Outage probability of C_s versus γ_M varying the jamming energy when Eve is close to Bob.

and the jamming receiver, the C_s was simulated with a different number of jammed samples per symbol. The outage probability of C_s was calculated transmitting a watermarked signal with 50 dBJ energy. The watermark varies energy from 20 to 40 dBJ and a scaling parameter until 0.9. All the scenarios simulated refer to free-space.

Table I. C_s scenario parameters

Parameter	Value
d_{tr} [m]	10
d_{je} [m]	$-15 \div 25^3$
d_{te} [m] ¹	$25 \div -15^3$
Number of samples (N) per symbol	4096
Number of jammed samples (M) per symbol	256, 512, 1024
Number of samples (N_W) per watermark symbol	1024
E'_S [dBJ]	45
E_W [dBJ]	20 \div 40
Watermarking scaling parameter (μ)	0.7, 0.9
DSSS Processing Gain (G_p)	16, 64
AWGN spectral density (N_0) [dBJ]	3, 9
Amplitude path loss exponent (b)	1.0^2
Secrecy Rate (R_s)	0.1

¹ $d_{te} = d_{tr} - d_{je}$

² $b = 1$ for free-space

³ Placing Alice at the origin of right-handed coordinate systems and Bob at the distance positive axis, when Eve moves also negative values occur.

In Figure 11, a comparison among three different eavesdropper's positions are shown, i.e., 1) Eve is close to Alice; 2) Eve is close to Bob; 3) Eve is in the middle. As illustrated in the Figure, the more there are the jammed samples per symbol, the less is the effect of the eavesdropper position.

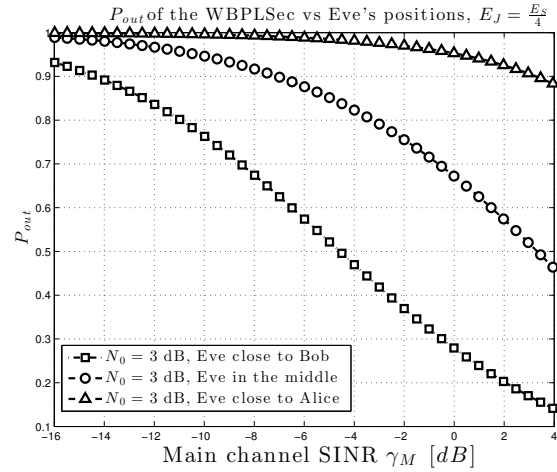


Figure 11. Outage probability versus γ_M for different Eve's positions.

With WBPLSec a *security area* around Alice and Bob can be achieved. As shown in Figure 12, if Alice and Bob shall implement a secure communication with a secrecy outage probability $P_{out} = 0.3$ and $\gamma_M = 10.6$ dB, then Eve should not be close to Alice, i.e., the unsecured region is 5 m radius around Alice. Legitimate nodes, i.e. Alice and Bob, might tune E_S and E_J implementing dedicated communication protocol strategies, e.g. three-way handshake, and then derive curves of P_{out} useful to define the needed security area. Furthermore, Figure 12 shows that with a lower γ_M the security area is getting worse because Eve shall move away from Alice to achieve the same P_{out} . In Figure 12, P_{out} is plotted for two different values of γ_M , and for $N_0 = 3$ dB. It can be seen that the effect of increasing the jammed samples leads to a lower P_{out} close to Alice. The Figure also shows the near-field regions around Alice and Bob.

We have already shown that the secrecy outage probability depends on the eavesdropper position and on the number of jammed samples. In Figure 13 we have plotted P_{out} as function of the ratio E_J/E_W for three different positions of Eve. Reasoning about the increase of E_J up to $E_J = E_W$, the P_{out} is getting worse.

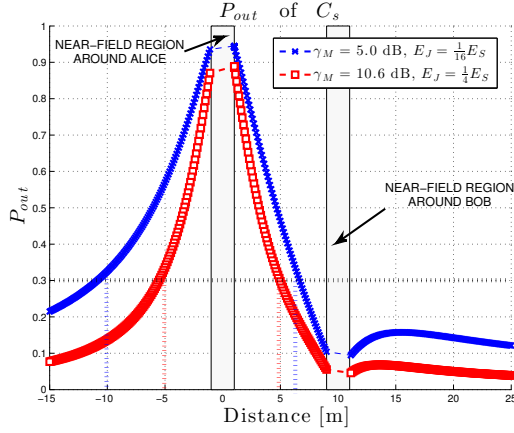


Figure 12. Outage probability versus the distance for fixed values of γ_M .

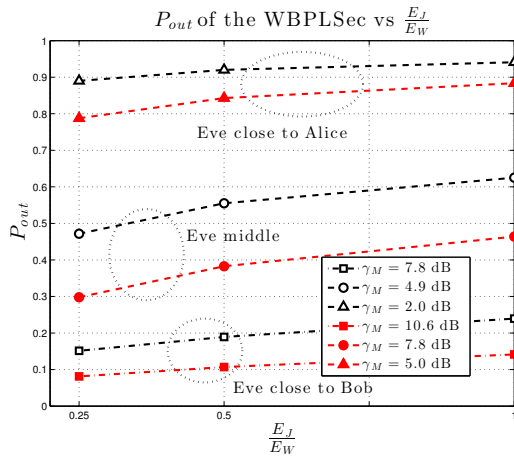


Figure 13. Outage probability as function of E_J/E_W

4. WATERMARK EXTRACTION

Many applications specify the desired error probability, i.e. P_e , and in this section we propose a theoretical analysis for watermark extraction performance. The achieved P_e for a certain ratio of E_J/E_S will give only a lower bound as we assumed AWGN negligible. In (1), the received signal by Bob is perturbed by AWGN and Rayleigh fading. Given the embedding rule showed in (3), the watermark extraction is performed by computing the normalized

statistics as [24]

$$\begin{aligned} r &\triangleq \frac{\langle y_M, c_W \rangle}{\langle c_W, c_W \rangle} = \\ &= h_M \langle x_S, c_W \rangle + h_M \cdot \mu \cdot x_W + \\ &\quad k_J \langle x_J, c_W \rangle + \langle n_M, c_W \rangle = \\ &= r_S + r_W + r_J + r_n, \end{aligned} \quad (21)$$

where the inner product definition is $\langle u, v \rangle \triangleq \sum_{i=1}^N u(i)v(i)$ and it is assumed $\langle c_W, c_W \rangle = 1$, i.e. PN sequences have unit energy. The first term $r_S = h_M \langle x_S, c_W \rangle$ and the third $r_J = k_J \langle x_J, c_W \rangle$ are residual signals remaining after despreading and low pass filter as showed in Figure 5. $r_W = h_M \cdot \mu \cdot x_W$ is the signal of interest which we want to estimate. Then, $r_n = \langle n_M, c_W \rangle$ is the uncorrelated noise after despreading.

The detector is the same introduced with the traditional spread spectrum watermarking [24] and the estimation of the embedded bit is given by

$$\hat{x}_W = \text{sign}(r). \quad (22)$$

Let us consider the case when $x_W = -1$. Then, an error occurs when $r' = r/(h_M \mu) > 0$ and the error probability p is given by

$$\begin{aligned} p &= \Pr\{r' > 0 \mid x_W = -1\} = \\ &= \Pr\{r_1 + \xi \cdot r_2 - 1 > 0\} \end{aligned} \quad (23)$$

where $r_1 = \langle x_S, c_W \rangle / \mu = \sqrt{E_S} / \mu G_p$, $r_2 = k_J / h_M$ is the ratio of two independent Rayleigh RVs and $\xi = \langle x_J, c_W \rangle / \mu = \sqrt{E_J} / \mu G_p$. Furthermore, assuming high SINR values the degradation due to AWGN is neglected. The same error probability can be achieved when $x_W = 1$, therefore the total error probability is given by

$$P_e = 2 \cdot \Pr\left\{r_2 > \frac{1 - r_1}{\sqrt{E_J} / \mu G_p}\right\} = \frac{2}{1 + \left(\frac{\sqrt{E_S}}{\mu G_p} - 1\right)} \quad (24)$$

where the pdf of r_2 is described in Appendix B. Without loss of generality we impose $E[h_M^2] = 1$ and $E[k_J^2] = 1$. The error probability as a function of the ratio E_J/E_S is given in Figure 14 and the watermark detection is more robust for higher values of G_p and μ . On the contrary to security

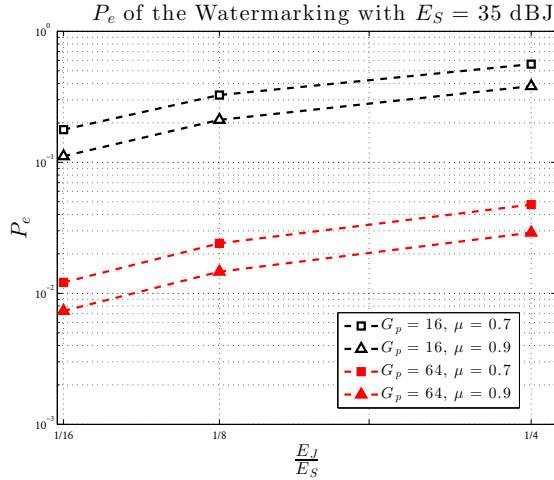


Figure 14. Error probability for watermark signal as function of E_J/E_S .

task described in Section 3, the higher E_J the worse is the extraction of the watermark and thus the reliability task.

5. ENERGY COST

Physical layer security is one of the most promising techniques for low power sensor networks. The avoiding of upper layers' cryptography, makes the physical layer security attractive as standalone security solution that can improve also the battery life because it saves computation

Table II. Energy cost comparison

		Energy Consum. WBPLSec	Energy Consum. iJAM
Tx ALICE		$E_S \left(1 + \frac{N_W}{N}\right)$	E_S
Tx BOB		$\frac{M}{N} E_S$	$\frac{3}{2} E_S$
TOTAL		$E_S \left(1 + \frac{N_W}{N} + \frac{M}{N}\right)$	$\frac{3}{2} E_S$
TOTAL for M	$M = 256$	$1.3125 \cdot E_S^1$	$1.5 \cdot E_S$
	$M = 512$	$1.375 \cdot E_S^1$	
	$M = 1024$	$1.5 \cdot E_S^1$	

¹ $N_W = 1024$ and $N = 4096$

when compared to encryption [2].

Table II shows the evaluation of the energy cost when we compared WBPLSec and iJAM. In both scenarios, transmitters and jamming receivers spend energy but in the WBPLSec's worst case, i.e. when $E_J/E_S = 1/4$ with $M = 1024$, the same system energy is spent. In all other cases, WBPLSec has a lower energy consumption compared with iJAM.

6. CONCLUSIONS

In this paper, we propose a reliable physical layer solution, WBPLSec, against information disclosure attacks such as eavesdropping. WBPLSec is trade-off between security and communication reliability because for a fixed symbol energy, E_S , increasing the jamming energy, E_J , a wider security area is achieved with a lower P_{out} . On the other hand, when E_J increases the watermark extraction is getting worse with a higher P_e . Furthermore, the proposed method exploits the non-degraded wiretap channel without any assumption on Eve's position and channel. One spreading code is utilized to implement SS watermarking. The wide utilization of SS communications in these days makes the sharing of one PN code acceptable for this implementation. WBPLSec shares the same information in terms of spreading code when compared with a SS communication.

In comparison, with iJAM, the proposed protocol offers the following advantages:

- it is full-rate protocol improving the major weakness of iJAM;
- it has P_{out} two times better than iJAM;
- it has a lower energy consumption.

iJAM is an interesting protocol but it implements physical layer security with a split to half the data-rate. The proposed scheme is based on iJAM. Both protocols utilize SS techniques and even if authors implements DSSS for WBPLSec, the same concept can be applied using OFDM making jammed samples indistinguishable from clean samples. The worldwide proliferation of SS communication makes the utilization of a spreading code for physical layer security reasonable for both iJAM and WBPLSec. Actually, the utilization of SS watermarking yields WBPLSec full rate. Furthermore, results show how the proposed protocol is a valuable technique for deploying

security creating a secure region around the legitimate receiver.

Both theoretical analysis and simulation results prove the validity of the proposed method that for the first time combines watermarking techniques with a jamming receiver to develop a standalone physical layer security solution. Finally, in the case Alice and Bob would exchange secret keys they shall implement the jamming receiver and then apply the WBPLSec protocol.

REFERENCES

1. Anderson RJ. *Security engineering - a guide to building dependable distributed systems* (2. ed.). Wiley, 2008.
2. Harrison W, Almeida J, Bloch M, McLaughlin S, Barros J. Coding for Secrecy: An Overview of Error-Control Coding Techniques for Physical-Layer Security. *IEEE Signal Processing Magazine* Sept 2013; **30**(5):41–50, doi:10.1109/MSP.2013.2265141.
3. Soderi S, Dainelli G, Iinatti J, Hamalainen M. Signal fingerprinting in cognitive wireless networks. *2014 9th International Conference on Cognitive Radio Oriented Wireless Networks and Communications (CROWNCOM)*, Oulu, 2014; 266–270.
4. List of Wireless Network Attacks. URL <http://www.brighthub.com/computing/smb-security/articles/53949.aspx>.
5. Shannon C. Communication theory of secrecy systems. *The Bell System Technical Journal* Oct 1949; **28**(4):656–715, doi: 10.1002/j.1538-7305.1949.tb00928.x.
6. Wyner A. The wire-tap channel. *The Bell System Technical Journal*, Oct 1975; **54**(8):1355–1387, doi: 10.1002/j.1538-7305.1975.tb02040.x.
7. Bloch M, Barros J. *Physical-Layer Security: From Information Theory to Security Engineering*. Cambridge University Press, 2011.
8. Csiszar I, Korner J. Broadcast channels with confidential messages. *IEEE Transactions on Information Theory* May 1978; **24**(3):339–348, doi:10.1109/TIT.1978.1055892.
9. Bloch M, Barros J, Rodrigues M, McLaughlin S. Wireless information-theoretic security. *IEEE Transactions on Information Theory*, June 2008; **54**(6):2515–2534, doi:10.1109/TIT.2008.921908.
10. Ko M, Goeckel D. Wireless physical-layer security performance of uwb systems. *IEEE Military Communications Conference, MILCOM 2010*, 2010; 2143–2148, doi:10.1109/MILCOM.2010.5680483.
11. Renna F, Laurenti N, Poor H. Physical-Layer Secrecy for OFDM Transmissions Over Fading Channels. *IEEE Transactions on Information Forensics and Security*, Aug 2012; **7**(4):1354–1367, doi:10.1109/TIFS.2012.2195491.
12. Goel S, Negi R. Guaranteeing secrecy using artificial noise. *IEEE Transactions on Wireless Communications*, June 2008; **7**(6):2180–2189, doi: 10.1109/TWC.2008.060848.
13. Mathur S, M N, Ye C, Reznik A. Radio-telepathy: extracting a secret key from an unauthenticated wireless channel. In *MobiCom '08*, 2008; 128–139.
14. Jana S, Premnath SN, Clark M, Kaser SK, Patwari N, Krishnamurthy SV. On the effectiveness of secret key extraction from wireless signal strength in real environments. *Proceedings of the 15th Annual International Conference on Mobile Computing and Networking, MobiCom '09*, ACM: New York, NY, USA, 2009; 321–332, doi:10.1145/1614320.1614356. URL <http://doi.acm.org/10.1145/1614320.1614356>.
15. Jeon H, Kim N, Kim M, Lee H, Ha J. Secrecy capacity over correlated ergodic fading channel. *IEEE Military Communications Conference, 2008. MILCOM 2008.*, 2008; 1–7, doi:10.1109/MILCOM.2008.4753256.
16. Spuhler M, Giustiniano D, Lenders V, Wilhelm M, Schmitt J. Detection of reactive jamming in dsss-based wireless communications. *IEEE Transactions on Wireless Communications*, March 2014; **13**(3):1593–1603, doi:10.1109/TWC.2013.013014.131037.
17. Krikidis I, Thompson J, McLaughlin S. Relay selection for secure cooperative networks with jamming. *IEEE Transactions on Wireless Communications*, October 2009; **8**(10):5003–5011, doi:10.1109/TWC.2009.090323.
18. Vilela J, Bloch M, Barros J, McLaughlin S. Wireless Secrecy Regions With Friendly Jamming. *IEEE Transactions on Information Forensics and Security*

- June 2011; **6**(2):256–266, doi:10.1109/TIFS.2011.2111370.
19. Gollakota S, Katabi D. Physical layer wireless security made fast and channel independent. *2011 Proceedings IEEE INFOCOM*, 2011; 1125–1133, doi:10.1109/INFOCOM.2011.5934889.
 20. Li X, Yu C, Hizlan M, Kim W, Park S. Physical layer watermarking of direct sequence spread spectrum signals. *IEEE Military Communications Conference, MILCOM 2013*, 2013; 476–481, doi:10.1109/MILCOM.2013.88.
 21. Cox IJ, Miller M, McKellips A. Watermarking as communications with side information. *Proceedings of the IEEE* Jul 1999; **87**(7):1127–1141, doi:10.1109/5.771068.
 22. Fitzek F, Katz M (eds.). *Cognitive Wireless Networks: Concepts, Methodologies and Visions Inspiring the Age of Enlightenment of Wireless Communications*. ISBN 978-1-4020-5978-0, Springer, 2007.
 23. Cox IJ, Kilian J, Leighton F, Shamoon T. Secure spread spectrum watermarking for multimedia. *IEEE Transactions on Image Processing* Dec 1997; **6**(12):1673–1687, doi:10.1109/83.650120.
 24. Malvar H, Florencio D. Improved spread spectrum: a new modulation technique for robust watermarking. *IEEE Transactions on Signal Processing* Apr 2003; **51**(4):898–905, doi:10.1109/TSP.2003.809385.
 25. Win M, Pinto P, Shepp L. A Mathematical Theory of Network Interference and Its Applications. *Proceedings of the IEEE* Feb 2009; **97**(2):205–230, doi:10.1109/JPROC.2008.2008764.
 26. Goldsmith A. *Wireless Communications*. Cambridge University Press: New York, NY, USA, 2005.
 27. Peterson RL, Ziemer RE, Borth DE. *Introduction to Spread Spectrum Communications*. Prentice-Hall: Englewood Cliffs, NJ, 1995.
 28. Rabbachin A, Conti A, Win M. Intentional Network Interference for Denial of Wireless Eavesdropping. *2011 IEEE Global Telecommunications Conference (GLOBECOM 2011)*, 2011; 1–6, doi:10.1109/GLOCOM.2011.6134361.
 29. Papoulis A. *Probability, Random Variables, and Stochastic Processes*. 3rd edn., MacGraw-Hill, 1991.
 30. Shakil M, Ahsanullah M. Record Values of the Ratio of Rayleigh Random Variables. *Pakistan Journal of Statistics* 2011; **27**(3):307–325.

A. EXPONENTIAL DISTRIBUTION

$h = h_I + jh_Q$ denotes the channel complex Gaussian fading coefficients where h_I and h_Q are both Gaussian variables. $|h| = \sqrt{h_I^2 + h_Q^2}$ is RV that follows Rayleigh distribution

$$f_h(h) = \frac{2h}{E[h^2]} e^{-\frac{h^2}{E[h^2]}}, \quad (25)$$

where $|h|$ is RV that follow Rayleigh distribution. The instantaneous SINR is $\propto \alpha = |h|^2$ and in accordance to the fundamental theorem [29] its probability density function is given by

$$f_\alpha(\alpha) = \frac{1}{E[\alpha]} e^{-\frac{\alpha}{E[\alpha]}}, \quad (26)$$

it follows that α is exponentially distributed.

B. PDF OF THE RATIO RAYLEIGH RVs

Suppose h_1 and h_2 are independent RVs that follow Rayleigh distribution. The pdf of the ratio $v = h_1/h_2$ is given by [30]

$$f_v(v) = \frac{2E[h_1^2]E[h_2^2] \cdot v}{(E[h_2^2]v^2 + E[h_1^2])^2}. \quad (27)$$