



NGC 1275: An Outlier of the Black Hole-Host Scaling Relations

Eleonora Sani^{1*}, Federica Ricci^{1,2}, Fabio La Franca², Stefano Bianchi², Angela Bongiorno³, Marcella Brusa^{4,5}, Alessandro Marconi^{6,7}, Francesca Onori⁸, Francesco Shankar⁹ and Cristian Vignali^{4,5}

¹ European Southern Observatory, Santiago de Chile, Chile, ² Dipartimento di Matematica e Fisica, Università degli Studi Roma Tre, Rome, Italy, ³ Istituto Nazionale di Astrofisica Osservatorio Astronomico di Roma, Rome, Italy, ⁴ Dipartimento di Fisica e Astronomia, Università di Bologna, Bologna, Italy, ⁵ Istituto Nazionale di Astrofisica Osservatorio Astronomico di Bologna, Bologna, Italy, ⁶ Dipartimento di Fisica e Astronomia, Università degli Studi di Firenze, Firenze, Italy, ⁷ Istituto Nazionale di Astrofisica Osservatorio Astrofisico di Arcetri, Firenze, Italy, ⁸ SRON Netherlands Institute for Space Research, Utrecht, Netherlands, ⁹ Department of Physics and Astronomy, University of Southampton, Southampton, United Kingdom

OPEN ACCESS

Edited by:

Paola Marziani,
Osservatorio Astronomico di Padova
(INAF), Italy

Reviewed by:

Brian Punsly,
International Center for Relativistic
Astrophysics, Italy
Edi Bon,
Astronomical Observatory, Serbia

*Correspondence:

Eleonora Sani
esani@eso.org

Specialty section:

This article was submitted to
Milky Way and Galaxies,
a section of the journal
Frontiers in Astronomy and Space
Sciences

Received: 15 November 2017

Accepted: 11 January 2018

Published: 06 February 2018

Citation:

Sani E, Ricci F, La Franca F, Bianchi S,
Bongiorno A, Brusa M, Marconi A,
Onori F, Shankar F and Vignali C
(2018) NGC 1275: An Outlier of the
Black Hole-Host Scaling Relations.
Front. Astron. Space Sci. 5:2.
doi: 10.3389/fspas.2018.00002

The active galaxy NGC 1275 lies at the center of the Perseus cluster of galaxies, being an archetypal BH-galaxy system that is supposed to fit well with the M_{BH} -host scaling relations obtained for quiescent galaxies. Since it harbors an obscured AGN, only recently our group has been able to estimate its black hole mass. Here our aim is to pinpoint NGC 1275 on the less dispersed scaling relations, namely the $M_{BH}-\sigma_*$ and $M_{BH} - L_{bul}$ planes. Starting from our previous work (Ricci et al., 2017a), we estimate that NGC 1275 falls well outside the intrinsic dispersion of the $M_{BH}-\sigma_*$ plane being 1.2 dex (in black hole mass) displaced with respect to the scaling relations. We then perform a 2D morphological decomposition analysis on Spitzer/IRAC images at 3.6 μm and find that, beyond the bright compact nucleus that dominates the central emission, NGC 1275 follows a de Vaucouleurs profile with no sign of significant star formation nor clear merger remnants. Nonetheless, its displacement on the $M_{BH} - L_{3.6, bul}$ plane with respect to the scaling relation is as high as observed in the $M_{BH}-\sigma_*$. We explore various scenarios to interpret such behaviors, of which the most realistic one is the evolutionary pattern followed by NGC 1275 to approach the scaling relation. We indeed speculate that NGC 1275 might be a specimen for those galaxies in which the black holes adjusted to its host.

Keywords: AGN1, AGN2, black hole mass, scaling relations, infrared, NGC 1275

1. OVERVIEW

Although active galactic nuclei (AGN) are divided in many flavors, the Unified Model (Antonucci, 1993) explains these observational properties with a line-of-sight-dependent scenario, in which a dusty torus makes the emission anisotropic. Nowadays however there is growing observational evidence that type 1 AGN (AGN1) and type 2 (AGN2) are actually characterized by intrinsically different physical properties [e.g., different luminosity functions (La Franca et al., 2005; Ueda et al., 2015); accretion rates (Winter et al., 2010); intrinsic X-ray luminosity and black hole (BH) masses (Tuellor et al., 2008)]. Thanks to our new virial relation based on unbiased physical quantities, i.e., hard X-ray luminosity and Pa β emission line FWHM, we have been able to measure, for the first time, with virial methods the supermassive black hole mass (M_{BH}) of AGN2 (La Franca et al., 2015, 2016; Onori et al., 2017b), whose values have been up today estimated using scaling relations.

These relations are calibrated on AGN1 and are unlikely to hold also for all AGN2 (Graham, 2008). With direct virial masses for AGN2, we can investigate the relation between the M_{BH} and the bulge properties, thus putting a missing piece to the AGN/galaxy coevolution puzzle. By selecting unbiased samples of type 1 and type 2 AGN, we have found (Onori et al., 2017b) that in the luminosity range $42.5 < \log(L_X/erg\ s^{-1}) < 44.5$, where the two distributions of main AGN types overlap, AGN2 show, on average, significantly smaller $Pa\beta$ and HeI FWHM than AGN1 (1,970 km/s instead of 3,400 km/s). As expected from the analysis of the FWHM distributions, it results that in this luminosity range, the average M_{BH} of the AGN2 sample [$\log(M_{BH}/M_\odot) = 7.08 \pm 0.10$] is ~ 0.5 dex smaller than measured in the AGN1 sample [$\log(M_{BH}/M_\odot) = 7.61 \pm 0.01$]. In Ricci et al. (2017a) we have investigated the $M_{BH}-\sigma_*$ relation and seen how AGN2 harbor less massive BHs than AGN1 at a given velocity dispersion, with BH masses of AGN2 ~ 0.9 dex smaller than AGN1 at $\sigma_* \sim 185$ km/s. Equivalently, AGN2 host galaxies have stellar velocity dispersions ~ 0.2 dex higher than AGN1 hosts at $M_{BH} \sim 10^7 M_\odot$. Moreover, such feature is not related to the morphological type but could rather be intrinsic.

To further test this scenario, and to verify whether such a discrepancy holds also for other scaling relations still related to fundamental physical quantities, we are going to investigate the M_{BH} vs. bulge luminosity relation and we present here the case study of NGC 1275.

Throughout this paper we assume the standard cosmology with $H_0 = 70$ km/s/Mpc, $\Omega_M = 0.3$, $\Omega_\Lambda = 0.7$.

2. NGC 1275: PROPERTIES, AND BH MASS ESTIMATE

NGC 1275 is the brightest and most massive galaxy in the Perseus Cluster (Abell 426), it is a mildly star-forming early-type cD galaxy with a stellar mass of $M_* = 2.43 \times 10^{11} M_\odot$ (Mathews et al., 2006), i.e., the archetypal BH-galaxy system that is supposed to fit well with the M_{BH} -host scaling relations obtained for quiescent galaxies. By adopting such stellar mass and the $M_{BH}-M_*$ relation of Sani et al. (2011) (see their Equation 8), one would expect a BH mass of $2.9 \times 10^8 M_\odot$. Here we want to verify whether such estimate is consistent with direct measurements and investigate the locus of NGC 1275 over the $M_{BH}-\sigma_*$ and $M_{BH}-L_{3.6, bul}$ scaling relations. Since it also harbor a partially obscured/faint AGN, it represents an excellent laboratory to examine the intrinsic differences between AGN1, AGN2, and quiescent BH.

A direct M_{BH} measurement by means of molecular gas kinematics is discussed by Wilman et al. (2005) and more recently by Scharwächter et al. (2013), the latter having the advance of a spatial resolution twice higher than the former. According to Scharwächter et al. (2013) then, the inner ($R \sim 50$ pc) molecular H_2 gas kinematics is consistent with a circumnuclear disk and the authors estimate a black hole mass of $8 \times 10^8 M_\odot$, which would be slightly overmassive of a factor of 2 with respect to the $M_{BH}-M_*$ plane taking into account the rms scatter of the $M_{BH}-M_*$ in Kormendy and Ho (2013). Moreover, such estimate is highly uncertain and considered by Scharwächter et al. (2013)

as an upper limit for M_{BH} in NGC 1275. Several sources of uncertainties can be identified and are also partly discussed in Scharwächter et al. (2013). (I) The spatial resolution should be such to allow a resolution at least 2.5 times the sphere of influence of the BH (Hicks et al., 2010), while that on IFU data for NGC 1275 can barely resolve it. Even though improved by adaptive optics corrections, the resolution of IFU data in Scharwächter et al. (2013) does not allow to resolve well enough the BH sphere of influence. (II) The molecular gas mass in the inner region is non negligible and, just considering it, the BH mass is halved. (III) Since the disk inclination i highly degenerate with M_{BH} , it cannot be a free parameter of the kinematical modeling. Unfortunately it can be measured in very few cases: when the disk itself is spatially resolved, e.g., with water maser observations, or when very high S/N IFU data permit to take into account the residual projected velocity on $\cos i$ (see Appendix B in Marconi et al., 2003). This is not the case for Wilman et al. (2005) and Scharwächter et al. (2013) and they need to assume the inclination of the circumnuclear disk, whose rotational axis is supposed to be oriented as the axis of the radio jet. This is a strong assumption, as radio jets may not necessarily be aligned perpendicular to the disk. Pastorini et al. (2007) showed how the broad range of allowed inclinations leads to M_{BH} upper limits rather than reliable measurements. Finally, (IV) the H_2 disk kinematics can be significantly affected by bulk motions and non-gravitational forces like gas streams, which are likely to be falling into the core of NGC 1275 (Scharwächter et al., 2013).

As a valid alternative to direct dynamical measurements, we can use single epoch (SE) scaling relations to estimate M_{BH} in AGN, a method that is widely accepted and not expensive in terms of telescope time (Peterson, 2008; Shen, 2013). SE relations are most commonly calibrated by means of either the continuum or broad emission line luminosity and the FWHM of optical emission line (for a review of these calibrations see Shen, 2013). Recently Koss et al. (2017) gave estimates based on broad $H\beta$ FWHM and 5,100 Å continuum luminosity, and on broad $H\alpha$ FWHM and integrated luminosity, the latter is considered by the authors as more reliable and leads to $M_{BH} \sim 1.4 \times 10^7 M_\odot$. While such optical SE prescriptions are ideal for type 1 AGN, they can be anyhow problematic for a galaxy such as NGC 1275 which is optically classified as Seyfert 1.5 by Ho et al. (1997), and dimmed optical features produce a high uncertainty in the BH mass estimate. For intermediate type 1 Seyfert, the continuum luminosity and the $H\beta$ complex can be polluted by the FeII emission which is difficult to disentangle, and attenuated by gas extinction; extinction also dims significantly the $H\beta$ emission and partially the $H\alpha$ so that the second estimate is expected to give a higher mass than the first one and a more reliable value. We note that absorption is consistently detected also in X-rays, having NGC 1275 a gas column density of $\log N_H \sim 21.2$ (Tueller et al., 2008).

Rather than on the Balmer serie emission lines, we can resort to infrared features to pierce the absorbing gas and have a direct view of the broad line region. Combined with hard X-ray luminosity, IR features have been used by Ricci et al. (2017b) to

calibrate new and accurate single epoch virial relations that can be used for obscured or faint AGN.

With a hard X-ray luminosity of $L_{14-195} = 5.13 \times 10^{43}$ erg/s and a broad Pa β with FWHM=2824 km/s (Onori et al., 2017a), we recently estimated a BH mass of $(2.9 \pm 0.4) \times 10^7 M_{\odot}$ for NGC 1275 (Onori et al., 2017b).

Inclination can be a factor of uncertainty also for M_{BH} estimates based on SE scaling relations. The relations depend indeed on the virial factor f that account for our ignorance of the morphology, geometry, and kinematics of the BLR. There are evidences for example that more inclined AGN have a larger FWHM of the broad H β (Bisogni et al., 2017), while the f factor decreases with inclination (Risaliti et al., 2011; Pancoast et al., 2014). Considered together these results point out a possible disc-like structure of the BLR. Anyhow, the only way to match the single-epoch based M_{BH} with molecular gas kinematic measurements is to increase f of about an order of magnitude, which can happen only under extreme conditions like an Eddington ratio $\lambda_{Edd} < 0.01$ and inclination $i < 20$ deg (see plot 19 and 20 in Pancoast et al., 2014).

Our measure is consistent with Koss et al. (2017) results. Since the two methods are completely independent, we consider SE estimates reliable, while direct kinematical modeling of molecular gas can provide only upper limits of M_{BH} in NGC 1275. The following analysis is therefore based on our value of $M_{BH} \sim 3 \times 10^7 M_{\odot}$. Such low value, an order of magnitude lower than what expected for quiescent galaxies and AGN1, is intriguing and deserve further discussion.

3. NGC 1275: AN OUTLIER OF $M_{BH}-\sigma_{*}$ PLANE

In Ricci et al. (2017a) we have located type 2 AGN having virial BH mass estimates on the $M_{BH}-\sigma_{*}$ scaling relation for unobscured and quiescent galaxies.

For a median stellar velocity of $\sigma_{*} \sim 185$ km/s this analysis shows that AGN2 harbor black holes with a mass ~ 0.9 dex smaller than in AGN1 or, equivalently, that host galaxies for type 2 AGN have a hotter kinematics than for type 1, being σ_{*} 0.2 dex higher at $M_{BH} \sim 10^7 M_{\odot}$. Such result does not depend on the host galaxy morphology (i.e., early vs. late type).

In such framework, NGC 1275 represents the most extreme case as shown in **Figure 1**. For seek of comparison, we show only dynamically measured M_{BH} . The new sample has been obtained merging the selection of Sani et al. (2011) with those done in Kormendy and Ho (2013), and the velocity dispersion for NGC 1275 has been measured following Ricci et al. (2017a). With a stellar velocity dispersion of ~ 240 km/s, NGC 1275 falls well outside the intrinsic dispersion of the $M_{BH}-\sigma_{*}$ plane in **Figure 1** and is indeed 1.2 dex displaced with respect to the (Sani et al., 2011; Kormendy and Ho, 2013) relations (and 1.35 dex from Woo et al., 2013), i.e., $\gtrsim 30\%$ more with respect to the average displacement observed for type 2 AGN in Ricci et al. (2017a). Several checks against possible biases in the measurements of M_{BH} of AGN2 have been discussed in Onori et al. (2017b) and no correlation was found between the BLR detectability and infrared

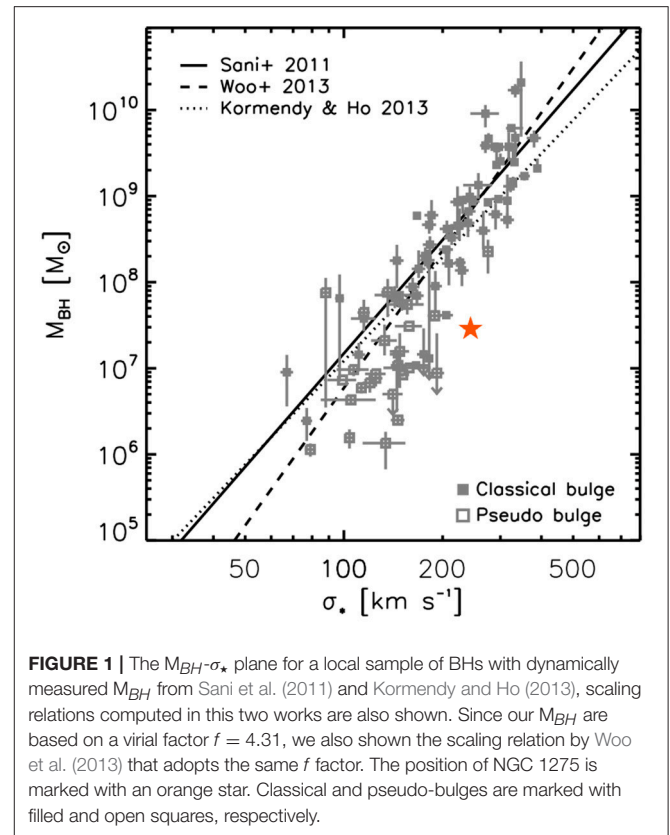


FIGURE 1 | The $M_{BH}-\sigma_{*}$ plane for a local sample of BHs with dynamically measured M_{BH} from Sani et al. (2011) and Kormendy and Ho (2013), scaling relations computed in this two works are also shown. Since our M_{BH} are based on a virial factor $f = 4.31$, we also shown the scaling relation by Woo et al. (2013) that adopts the same f factor. The position of NGC 1275 is marked with an orange star. Classical and pseudo-bulges are marked with filled and open squares, respectively.

flux, nor X-ray flux and luminosity, EW, FWHM, S/N of the spectral features, and not even host orientation or column density as measured in the X-rays. The displacement of NGC 1275 with respect to the $M_{BH}-\sigma_{*}$ plane could be due to an overestimate of the stellar velocity dispersion. This is indeed a system composed by the central Perseus galaxy in a late merger state with a smaller spiral galaxy, quite challenging to be interpreted. While indeed an emission-line high velocity component (HVC) is moving toward the dominant system, it lies 57 kpc from the dominant body and cannot affect significantly its bulge kinematics (Gillmon et al., 2004), on the other hand galaxy merger (independent of the HV system) is still invoked, as an alternative to cooling flow, to explain the present formation of massive and short-lived stars (Conselice et al., 2001).

Alternatively, the displacement could be explained by an underestimate of SE M_{BH} . We note that to match our single-epoch based M_{BH} with those from 2D gas kinematics so that NGC 1275 lies on the $M_{BH}-\sigma_{*}$ of quiescent galaxies, the virial f factor should increase of an order of magnitude. Moreover, the agreement of our results with Koss et al. (2017), hints at an actual undermassive BH in NGC 1275 (see Discussion in Section 2 for details).

To further investigate whether NGC 1275 is an extreme object in terms of BH and host galaxy scaling relations and to verify whether galaxy merging can play a significant role in such puzzle, we dissect mid-infrared images with the goal to measure the bulge luminosity and verify the stellar component morphology.

4. NGC 1275: AN OUTLIER OF THE $M_{BH} - L_{3.6,BUL}$ PLANE

As we aim at performing a detailed photometric bulge decomposition, we choose to analyse mid-infrared images as these wavelengths are tracing both young and old stellar populations. In fact, as demonstrated in Sani et al. (2011), the mass-to-light ratio at 3.6 μm doesn't require a color correction to estimate the bulge stellar mass, therefore confirming that the 3.6 μm luminosity is the best tracer of stellar mass yet studied. In the following we describe the image analysis of Spitzer data and discuss the location of NGC 1275 with respect to the $M_{BH} - L_{3.6,bul}$ plane.

4.1. Spitzer/IRAC Data Analysis

We downloaded post-BCD data¹ from the Spitzer Heritage Archive² (SHA) the deepest and most recent available 3.6 μm IRAC Astronomical Observation Request (AOR) of NGC 1275, to allow a reliable 2D decomposition in bulge/disc components using the software GALFIT (Peng et al., 2002, 2007). Besides the standard inputs [e.g., data, point spread function (PSF) images, etc.], GALFIT requires a standard deviation image (which can be directly retrieved from the SHA), used to give relative weights to the pixels during the fit, and a bad pixel mask. Following the work by Sani et al. (2011), we construct a bad pixel frame masking out foreground stars, background galaxies and possible irregularly shaped regions such as dust lanes across the galaxy. The frames were corrected for geometrical distortion and projected on to a north-east coordinate system with pixel sizes of 1.20 arcsec, equivalent to the original pixels.

We fix the background in the fit, estimating it as the mean surface brightness (with the relative standard deviation) over an annular region surrounding the galaxy between two and three times the optical radius. Foreground sources such as stars or galaxies are not considered in the background calculation by means of a 2.5σ rejection criterion. We then fitted the image with a bulge+psf model, where the bulge is represented with a Sersic profile and the PSF takes into account the nuclear AGN emission. As the uncertainties associated to the best-fit parameters are only statistical in GALFIT (Häussler et al., 2007), and hence underestimate the true uncertainties and degeneracies due to 2D fitting, we run a grid of four fits, varying the Sersic index by ± 0.5 with respect to the best fit value, and by adding/subtracting to the sky flux its standard deviation. In these four grid fits, all the parameters are fixed to the best-fit values obtained in the previous step of fitting, with the exception of the magnitude and the effective radius of the Sersic. We then took the maximal magnitude variation among the 4 fits as the absolute error. With this choice, we overestimate the statistical fit errors, but carefully constrain the effects due to an uncertain estimate of the

background. The resulting best fit parameters³ are: $m_{3.6,bul} = 9.42 \pm 0.21$, $R_e = 42 \pm 15$ kpc, $n_{sers} = 4 \pm 0.5$ and $m_{3.6,psf} = 12.12$.

Figure 2 shows the two-dimensional analysis of NGC 1275.

4.2. NGC 1275 and the $M_{BH}-L_{3.6,bul}$ Plane

In Figure 3 we show the position of NGC 1275 with respect to the $M_{BH}-L_{3.6,bul}$ where the data have been taken from Sani et al. (2011) who also computed the BH-luminosity scaling relation and measured its intrinsic scatter of 0.35 dex.

The BH hosted in NGC 1275 is significantly under-massive also with respect to the mass-luminosity plane, as the bulge luminosity measured in the previous section of $L_{3.6,bul} = 2.2 \times 10^{11} L_{\odot}$ would imply a BH mass ~ 12 times more massive than what measured with single-epoch virial methods. Equivalently, given the BH mass of $2.9 \times 10^7 M_{\odot}$ the bulge luminosity would be ~ 1.12 dex lower than what actually measured with our 2D decomposition.

The galaxy morphology may play an important role to explain this discrepancy. We already mentioned above that NGC 1275 is presumably in a post-merger state, nonetheless the merging process is most probably not altering the bulk of the stellar mass and its distribution. Even though it is classified as an early type galaxy (with morphological type $t = -2$ according to the Hyperleda database, Paturel et al., 2003), it is significantly bluer than usual elliptical galaxies. On the other hand, the stellar surface brightness follows a de Vaucouleurs profile at optical wavelengths (Mathews et al., 2006) as well as in the mid-IR. This supports the idea that NGC 1275 is dominated by an old stellar population, as in normal elliptical galaxies, mixed with an additional population of young, luminous stars that does not contribute significantly to the total mass.

Our 2D analysis confirms the picture: beyond the bright compact nucleus that dominates the central emission in Figure 2, star forming regions and dust lanes typical of merging systems are not detected. Nor are detected the mid-IR counterpart of the filaments detected in H_{α} (Conselice et al., 2001) and X-ray (Fabian et al., 2003) meaning that such filaments are mainly gaseous, and poor in dust content. Additional asymmetric components, as relics of a past merging with a smaller galaxy, might be present and visible in the residuals of the 2D fitting (right panel in Figure 2) toward the west/north-west (but the reader should keep in mind the strong stretch of the plot).

We note that the displacement from the BH-host planes is consistent with NGC 1275 Seyfert classification. Indeed local black holes for which a reliable dynamic measurement of M_{BH} is possible tend to bias the BH-host scaling relations toward the most massive objects given the requirement to spatially resolve the BH sphere of influence, and AGN that don't suffer such a bias are actually located below the scaling relations (see Figure 3 in Shankar et al., 2016) According to our analysis therefore, it is not possible to address the displacement of NGC 1275 from the scaling relations to its morphology.

The alternative explanation consists in invoking an evolutionary origin. Since their discovery, scaling relations

¹The individual data frames that emerge, calibrated, from the Spitzer pipeline are Level 1, or Basic Calibrated Data, or BCDs. The products that come from combining these individual data frames (such as mosaics of individual pointings) are Level 2, or post-BCD, or PBCD data.

²<http://irsa.ipac.caltech.edu/applications/Spitzer/SHA/>.

³To compute the magnitudes at 3.6 μm , we adopt a zero-point of 17.25 in Vega magnitudes, according to the IRAC photometric system (Reach et al., 2005).

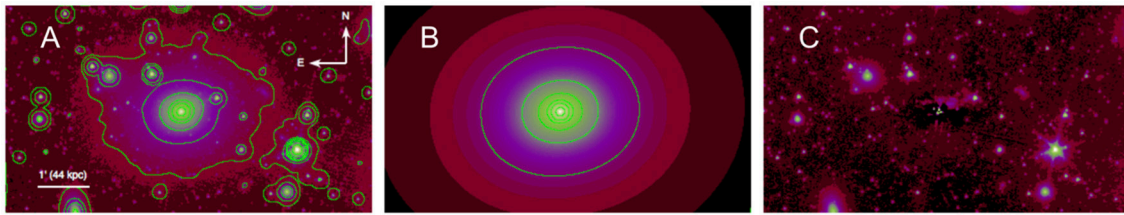


FIGURE 2 | Two-dimensional decomposition of Spitzer/IRAC 3.6 μm data of NGC1275 performed with GALFIT. The image (A), best-fit model (B), and residuals (C) are shown in logarithmic scale. The residuals are stretched (± 0.25 dex) to highlight the finest details.

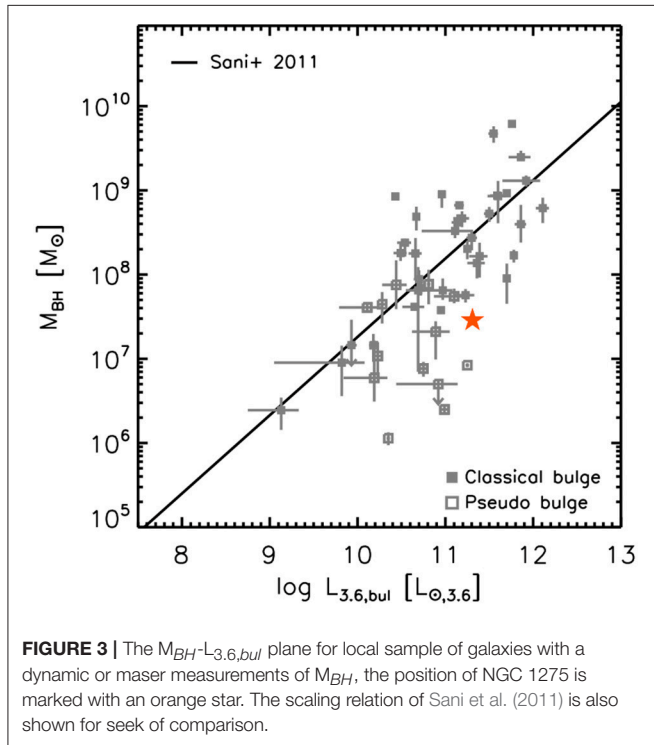


FIGURE 3 | The M_{BH} - $L_{3.6,bul}$ plane for local sample of galaxies with a dynamic or maser measurements of M_{BH} , the position of NGC 1275 is marked with an orange star. The scaling relation of Sani et al. (2011) is also shown for seek of comparison.

point to a joint galaxy and black hole cosmic evolution. To establish such correlation, one can envisage three possibilities (Volonteri, 2012). “(i) Massive black holes may have grown in symbiosis with their hosts (ii), the BH may have dominated the process, with the galaxy catching up later; (iii), the galaxy grew first, and the black hole adjusted to its host.”

It is intriguing to note the position of NGC 1275 in the M_{BH} - $L_{bul,3.6}$ plane: it lies below the scaling relation at the edge between massive BHs in classical bulges and in pseudobulges. When it is possible to populate the M_{BH} - L plane with pseudobulges in fact, we can note an interesting behavior: while those with a significant BH mass lie on the scaling relations within the observed scatter, those with small mass (lower than few $10^7 M_{\odot}$) are significantly displaced (Sani et al., 2011; Kormendy and Ho, 2013).

We are tempted to interpret the displacement of NGC 1275 from the scaling relation as due to an evolutionary pattern. Even though there is no trace of a pseudobulge from the 2D image analysis, it hosts a relatively small AGN2, and could represent a kind of observational link between secular evolution (thought

to be the main mechanism producing pseudobulges) and merger (the builder of massive elliptical galaxies) where the common denominator is the small mass of the black hole, which is obliged by distinct evolutionary processes to adjust to the galaxy.

5. SUMMARY AND CONCLUSIONS

In this work we have investigated the behaviors of NGC 1275, the dominant galaxy of the Perseus cluster, in the framework of the M_{BH} -host scaling relations.

Starting from our previous work (Ricci et al., 2017a), we have seen how, given the stellar velocity dispersion of ~ 240 km/s, NGC 1275 falls well outside the intrinsic dispersion of the M_{BH} - σ_* plane being 1.2 dex displaced with respect to the scaling relations, i.e. 30% more with respect to the average displacement observed for type 2 AGN in Ricci et al. (2017a).

By means of a 2D morphological decomposition of Spitzer/IRAC images at 3.6 μm , we have found that:

- the AGN dust heated emission dominates the nucleus with a magnitude of $m_{3.6,psf} = 12.12$.
- NGC 1275 follows a de Vaucouleurs law extended at large spatial scales with no sign of merger remanence nor of significant star formation activity.
- Given a bulge luminosity of $L_{bul,3.6} = 2.17 \times 10^{11} L_{\odot}$, NGC 1275 harbors a black holes 15 times under-massive than what expected for quiescent galaxies that lie within the intrinsic scatter of the $M_{BH} - L_{3.6,bul}$ scaling relation.

We speculate that the displacement of NGC 1275 with respect to the BH-host scaling relations might depend on its evolutionary path where the galaxy grew first, and the black hole is adjusting to its host. We stress that to draw firmer conclusions, it is mandatory to pinpoint on the BH-host planes a statistically significant sample of both type 1 and 2 AGN (Ricci et al., in preparation).

AUTHOR CONTRIBUTIONS

All authors contributed to the interpretation of the observations and the writing of the paper. ES led the analysis, interpretation, and wrote the paper. ES, FL, FR defined the strategy. FR performed the 2D modeling. Discussion on the black hole mass measurement has been provided by AM and on scaling relation biases by FS.

ACKNOWLEDGMENTS

This work has been possible thanks to DGDF ESO funding. FR is grateful for the hospitality at by ESO-Chile. ES thanks Dr. Vardha

Bennert for fruitful discussion on the AGN scaling relations. We acknowledge the usage of the Hyper-Leda database (<http://leda.univ-lyon1.fr>). This research has made use of the NASA/IPAC extragalactic database (NED).

REFERENCES

- Antonucci, R. (1993). Unified models for active galactic nuclei and quasars. *Annu. Rev. Astron. Astrophys.* 31, 473–521.
- Bisogni, S., Marconi, A., and Risaliti, G. (2017). Orientation effects on spectral emission features of quasars. *Mon. Not. Roy. Astron. Soc.* 464, 385–397. doi: 10.1093/mnras/stw2324
- Conselice, C. J., Gallagher, J. S. III, and Wyse, R. F. G. (2001). On the nature of the NGC 1275 system. *Astrophys. J.* 122, 2281–2300. doi: 10.1086/323534
- Fabian, A. C., Sanders, J. S., Allen, S. W., Crawford, C. S., Iwasawa, K., Johnstone, R. M., et al. (2003). A deep Chandra observation of the Perseus cluster: shocks and ripples. *Mon. Not. Roy. Astron. Soc.* 344, L43–L47. doi: 10.1046/j.1365-8711.2003.06902.x
- Gillmon, K., Sanders, J. S., and Fabian, A. C. (2004). An X-ray absorption analysis of the high-velocity system in NGC 1275. *Mon. Not. Roy. Astron. Soc.* 348, 159–164. doi: 10.1111/j.1365-2966.2004.07336.x
- Graham, A. W. (2008). Fundamental planes and the barless $M_{BH}-\sigma$ relation for supermassive black holes. *Astrophys. J.* 680, 143–153. doi: 10.1086/587473
- Häussler, B., McIntosh, D. H., Barden, M., Bell, E. F., Rix, H.-W., Borch, A., et al. (2007). GEMS: galaxy fitting catalogs and testing parametric galaxy fitting codes: GALFIT and GIM2D. *Astrophys. J. Suppl.* 172, 615–633. doi: 10.1086/518836
- Hicks, E. K. S., Davies, R. I., Malkan, M. A., Genzel, R., and Tacconi, L. J. (2010). “A survey of seyfert AGN: nuclear gas disks and direct black hole mass estimates,” in *Co-Evolution of Central Black Holes and Galaxies, Vol. 267 of IAU Symposium*, eds B. M. Peterson, R. S. Somerville, and T. Storchi-Bergmann (Rio de Janeiro: International Astronomical Union), 177–182.
- Ho, L. C., Filippenko, A. V., Sargent, W. L. W., and Peng, C. Y. (1997). A search for “Dwarf” seyfert nuclei. IV. Nuclei with broad $H\alpha$ emission. *Astrophys. J. Suppl.* 112, 391–414. doi: 10.1086/313042
- Kormendy, J., and Ho, L. C. (2013). Coevolution (or not) of supermassive black holes and host galaxies. *Annu. Rev. Astron. Astrophys.* 51, 511–653. doi: 10.1146/annurev-astro-082708-101811
- Koss, M., Trakhtenbrot, B., Ricci, C., Lamperti, I., Oh, K., Berney, S., et al. (2017). BAT AGN spectroscopic survey. I. Spectral measurements, derived quantities, and AGN demographics. *Astrophys. J.* 850:74. doi: 10.3847/1538-4357/aa8ec9
- La Franca, F., Fiore, F., Comastri, A., Perola, G. C., Sacchi, N., Brusa, M., et al. (2005). The HELLAS2XMM survey. VII. The hard x-ray luminosity function of AGNs up to $z = 4$: more absorbed AGNs at low luminosities and high redshifts. *Astrophys. J.* 635, 864–879. doi: 10.1086/497586
- La Franca, F., Onori, F., Ricci, F., Bianchi, S., Marconi, A., Sani, E., et al. (2016). Detection of faint BLR components in the starburst/Seyfert galaxy NGC 6221 and measure of the central BH mass. *Front. Astron. Space Sci.* 3:12. doi: 10.3389/fspas.2016.00012
- La Franca, F., Onori, F., Ricci, F., Sani, E., Brusa, M., Maiolino, R., et al. (2015). Extending virial black hole mass estimates to low-luminosity or obscured AGN: the cases of NGC 4395 and MCG -01-24-012. *Mon. Not. Roy. Astron. Soc.* 449, 1526–1535. doi: 10.1093/mnras/stv368
- Marconi, A., Axon, D. J., Capetti, A., Maciejewski, W., Atkinson, J., Batcheldor, D., et al. (2003). Is there really a black hole at the center of NGC 4041? Constraints from gas kinematics. *Astrophys. J.* 586, 868–890. doi: 10.1086/367764
- Mathews, W. G., Faltenbacher, A., and Brighenti, F. (2006). Heating cooling flows with weak shock waves. *Astrophys. J.* 638, 659–667. doi: 10.1086/499119
- Onori, F., La Franca, F., Ricci, F., Brusa, M., Sani, E., Maiolino, R., et al. (2017a). Detection of faint broad emission lines in type 2 AGN - I. Near-infrared observations and spectral fitting. *Mon. Not. Roy. Astron. Soc.* 464, 1783–1832. doi: 10.1093/mnras/stw2368
- Onori, F., Ricci, F., La Franca, F., Bianchi, S., Bongiorno, A., Brusa, M., et al. (2017b). Detection of faint broad emission lines in type 2 AGN - II. On the measurement of the black hole mass of type 2 AGN and the unified model. *Mon. Not. Roy. Astron. Soc.* 468, L97–L102. doi: 10.1093/mnras/ slx032
- Pancoast, A., Brewer, B. J., Treu, T., Park, D., Barth, A. J., Bentz, M. C., et al. (2014). Modelling reverberation mapping data - II. Dynamical modelling of the Lick AGN Monitoring Project 2008 data set. *Mon. Not. Roy. Astron. Soc.* 445, 3073–3091. doi: 10.1093/mnras/stu1419
- Pastorini, G., Marconi, A., Capetti, A., Axon, D. J., Alonso-Herrero, A., Atkinson, J., et al. (2007). Supermassive black holes in the Sbc spiral galaxies NGC 3310, NGC 4303 and NGC 4258. *Astron. Astrophys.* 469, 405–423. doi: 10.1051/0004-6361/20066784
- Paturel, G., Petit, C., Prugniel, P., Theureau, G., Rousseau, J., Brouty, M., et al. (2003). HYPERLEDA. I. Identification and designation of galaxies. *Astron. Astrophys.* 412, 45–55. doi: 10.1051/0004-6361/20031411
- Peng, C. Y., Ho, L. C., Impey, C. D., and Rix, H.-W. (2002). Detailed structural decomposition of galaxy images. *Astron. J.* 124, 266–293. doi: 10.1086/340952
- Peng, C. Y., Ho, L. C., Impey, C. D., and Rix, H. W. (2007). “Detailed decomposition of galaxy images II: fitting spiral arms, bars, and non-axisymmetric structures in GALFIT 3.0,” in *American Astronomical Society Meeting Abstracts, Vol. 39 of Bulletin of the American Astronomical Society* (Austin, TX), 804.
- Peterson, B. M. (2008). The central black hole and relationships with the host galaxy. *New Astron. Rev.* 52, 240–252. doi: 10.1016/j.newar.2008.06.005
- Reach, W. T., Megeath, S. T., Cohen, M., Hora, J., Carey, S., Surace, J., et al. (2005). Absolute calibration of the infrared array camera on the spitzer space telescope. *Publ. Astron. Soc. Pac.* 117, 978–990. doi: 10.1086/432670
- Ricci, F., La Franca, F., Marconi, A., Onori, F., Shankar, F., Schneider, R., et al. (2017a). Detection of faint broad emission lines in type 2 AGN: III. On the $M_{BH} - \sigma_*$ relation of type 2 AGN. *ArXiv e-prints*.
- Ricci, F., La Franca, F., Onori, F., and Bianchi, S. (2017b). Novel calibrations of virial black hole mass estimators in active galaxies based on X-ray luminosity and optical/near-infrared emission lines. *Astron. Astrophys.* 598:A51. doi: 10.1051/0004-6361/201629380
- Risaliti, G., Salvati, M., and Marconi, A. (2011). [O III] equivalent width and orientation effects in quasars. *Mon. Not. Roy. Astron. Soc.* 411, 2223–2229. doi: 10.1111/j.1365-2966.2010.17843.x
- Sani, E., Marconi, A., Hunt, L. K., and Risaliti, G. (2011). The Spitzer/IRAC view of black hole-bulge scaling relations. *Mon. Not. Roy. Astron. Soc.* 413, 1479–1494. doi: 10.1111/j.1365-2966.2011.18229.x
- Scharwächter, J., McGregor, P. J., Dopita, M. A., and Beck, T. L. (2013). Kinematics and excitation of the molecular hydrogen accretion disc in NGC 1275. *Mon. Not. Roy. Astron. Soc.* 429, 2315–2332. doi: 10.1093/mnras/sts502
- Shankar, F., Bernardi, M., Sheth, R. K., Ferrarese, L., Graham, A. W., Savorgnan, G., et al. (2016). Selection bias in dynamically measured supermassive black hole samples: its consequences and the quest for the most fundamental relation. *Mon. Not. Roy. Astron. Soc.* 460, 3119–3142. doi: 10.1093/mnras/stw678
- Shen, Y. (2013). The mass of quasars. *Bull. Astron. Soc. Ind.* 41, 61–115.
- Tueller, J., Mushotzky, R. F., Barthelmy, S., Cannizzo, J. K., Gehrels, N., Markwardt, C. B., et al. (2008). Swift BAT survey of AGNs. *Astrophys. J.* 681, 113–127. doi: 10.1086/588458
- Ueda, Y., Hashimoto, Y., Ichikawa, K., Ishino, Y., Kniazev, A. Y., Väisänen, P., et al. (2015). [O III] $\lambda 5007$ and x-ray properties of a complete sample of hard x-ray selected AGNs in the local universe. *Astrophys. J.* 815:1. doi: 10.1088/0004-637X/815/1/1

- Volonteri, M. (2012). The formation and evolution of massive black holes. *Science* 337:544. doi: 10.1126/science.1220843
- Wilman, R. J., Edge, A. C., and Johnstone, R. M. (2005). The nature of the molecular gas system in the core of NGC 1275. *Mon. Not. Roy. Astron. Soc.* 359, 755–764. doi: 10.1111/j.1365-2966.2005.08956.x
- Winter, L. M., Lewis, K. T., Koss, M., Veilleux, S., Keeney, B., and Mushotzky, R. F. (2010). Optical spectral properties of swift burst alert telescope hard x-ray-selected active galactic nuclei sources. *Astrophys. J.* 710, 503–539. doi: 10.1088/0004-637X/710/1/503
- Woo, J.-H., Schulze, A., Park, D., Kang, W.-R., Kim, S. C., and Riechers, D. A. (2013). Do quiescent and active galaxies have different $M_{BH}-\sigma_*$ relations? *Astrophys. J.* 772:49. doi: 10.1088/0004-637X/772/1/49

Conflict of Interest Statement: The authors declare that the research was conducted in the absence of any commercial or financial relationships that could be construed as a potential conflict of interest.

Copyright © 2018 Sani, Ricci, La Franca, Bianchi, Bongiorno, Brusa, Marconi, Onori, Shankar and Vignali. This is an open-access article distributed under the terms of the Creative Commons Attribution License (CC BY). The use, distribution or reproduction in other forums is permitted, provided the original author(s) and the copyright owner are credited and that the original publication in this journal is cited, in accordance with accepted academic practice. No use, distribution or reproduction is permitted which does not comply with these terms.