



UNIVERSITÀ
DEGLI STUDI
FIRENZE

FLORE

Repository istituzionale dell'Università degli Studi di Firenze

3-D Human Action Recognition by Shape Analysis of Motion Trajectories on Riemannian Manifold

Questa è la Versione finale referata (Post print/Accepted manuscript) della seguente pubblicazione:

Original Citation:

3-D Human Action Recognition by Shape Analysis of Motion Trajectories on Riemannian Manifold / M. Devanne; H. Wannous; S. Berretti; P. Pala; M. Daoudi; A. Del Bimbo. - In: IEEE TRANSACTIONS ON CYBERNETICS. - ISSN 2168-2267. - STAMPA. - 45:(2015), pp. 1340-1352. [10.1109/TCYB.2014.2350774]

Availability:

The webpage <https://hdl.handle.net/2158/891133> of the repository was last updated on 2016-09-28T15:05:52Z

Published version:

DOI: 10.1109/TCYB.2014.2350774

Terms of use:

Open Access

La pubblicazione è resa disponibile sotto le norme e i termini della licenza di deposito, secondo quanto stabilito dalla Policy per l'accesso aperto dell'Università degli Studi di Firenze (<https://www.sba.unifi.it/upload/policy-oa-2016-1.pdf>)

Publisher copyright claim:

Conformità alle politiche dell'editore / Compliance to publisher's policies

Questa versione della pubblicazione è conforme a quanto richiesto dalle politiche dell'editore in materia di copyright.

This version of the publication conforms to the publisher's copyright policies.

La data sopra indicata si riferisce all'ultimo aggiornamento della scheda del Repository FloRe - The above-mentioned date refers to the last update of the record in the Institutional Repository FloRe

(Article begins on next page)

3D Human Action Recognition by Shape Analysis of Motion Trajectories on Riemannian Manifold

Maxime Devanne, Hazem Wannous, Stefano Berretti, Pietro Pala, Mohamed Daoudi, Alberto del Bimbo

► **To cite this version:**

Maxime Devanne, Hazem Wannous, Stefano Berretti, Pietro Pala, Mohamed Daoudi, et al.. 3D Human Action Recognition by Shape Analysis of Motion Trajectories on Riemannian Manifold. IEEE Transactions on Cybernetics, IEEE, 2015, 45 (7), pp.1340-1352. hal-01056397

HAL Id: hal-01056397

<https://hal.archives-ouvertes.fr/hal-01056397>

Submitted on 20 Aug 2014

HAL is a multi-disciplinary open access archive for the deposit and dissemination of scientific research documents, whether they are published or not. The documents may come from teaching and research institutions in France or abroad, or from public or private research centers.

L'archive ouverte pluridisciplinaire **HAL**, est destinée au dépôt et à la diffusion de documents scientifiques de niveau recherche, publiés ou non, émanant des établissements d'enseignement et de recherche français ou étrangers, des laboratoires publics ou privés.

3D Human Action Recognition by Shape Analysis of Motion Trajectories on Riemannian Manifold

Maxime Devanne, Hazem Wannous, Stefano Berretti, Pietro Pala, Mohamed Daoudi, and Alberto Del Bimbo

Abstract—Recognizing human actions in 3D video sequences is an important open problem that is currently at the heart of many research domains including surveillance, natural interfaces and rehabilitation. However, the design and development of models for action recognition that are both accurate and efficient is a challenging task due to the variability of the human pose, clothing and appearance. In this paper, we propose a new framework to extract a compact representation of a human action captured through a depth sensor, and enable accurate action recognition. The proposed solution develops on fitting a human skeleton model to acquired data so as to represent the 3D coordinates of the joints and their change over time as a trajectory in a suitable *action space*. Thanks to such a 3D joint-based framework, the proposed solution is capable to capture both the shape and the dynamics of the human body simultaneously. The action recognition problem is then formulated as the problem of computing the similarity between the shape of trajectories in a Riemannian manifold. Classification using k NN is finally performed on this manifold taking advantage of Riemannian geometry in the open curve shape space. Experiments are carried out on four representative benchmarks to demonstrate the potential of the proposed solution in terms of accuracy/latency for a low-latency action recognition. Comparative results with state-of-the-art methods are reported.

Index Terms—3D human action, activity recognition, temporal modeling, Riemannian shape space.

I. INTRODUCTION

IMAGING technologies have recently shown a rapid advancement with the introduction of consumer depth cameras (RGB-D) with real-time capabilities, like Microsoft Kinect [1] or Asus Xtion PRO LIVE [2]. These new acquisition devices have stimulated the development of various promising applications, including human pose reconstruction and estimation [3], scene flow estimation [4], hand gesture recognition [5], and face super-resolution [6]. A recent review of kinect-based computer vision applications can be found in [7]. The encouraging results shown in these works take advantage of the combination of RGB and depth data enabling simplified foreground/background segmentation and increased robustness to changes of lighting conditions. As a result, several software libraries make it possible to fit RGB and depth

models to the data, thus supporting detection and tracking of skeleton models of human bodies in real time. However, solutions which aim to understand the observed human actions by interpreting the dynamics of these representations are still quite limited. What further complicates this task is that action recognition should be invariant to geometric transformations, such as translation, rotation and global scaling of the scene. Additional challenges come from noisy or missing data, and variability of poses within the same action and across different actions. In this paper, we address the problem of modeling and analyzing human motion from skeleton sequences captured by depth cameras. Particularly, our work focuses on building a robust framework, which recasts the action recognition problem as a statistical analysis on the shape space manifold of open curves. In such a framework, not only the geometric appearance of the human body is encoded, but also the dynamic information of the human motion. Additionally, we evaluate the latency performance of our approach by determining the number of frames that are necessary to permit a reliable recognition of the action.

A. Previous Work

In recent years, recognition of human actions from the analysis of data provided by RGB-D cameras has attracted the interest of several research groups. The approaches proposed so far can be grouped into three main categories, according to the way they use the depth channel: *skeleton*-based, *depth map*-based and *hybrid* approaches. Skeleton based approaches, estimate the position of a set of joints of a human skeleton fitted to depth data. Then they model the pose of the human body in subsequent frames of the sequence using the position and the relations between joints. Depth map based approaches extract volumetric and temporal features directly from the overall set of points of the depth maps in the sequence. Hybrid approaches combine information extracted from both the joints of the skeleton and the depth maps. In addition to these approaches, there are also some *multi-modal* methods that exploit both depth and photometric information to improve results [8]. Following this categorization, existing methods for human action recognition using depth information are shortly reviewed below.

Skeleton based approaches have become popular thanks to the work of Shotton et al. [3]. This describes a real-time method to accurately predict the 3D positions of body joints in individual depth maps, without using any temporal information. Results report the prediction accuracy for 16 joints, although the Kinect tracking system developed on top of this approach is capable of estimating the 3D positions of 20

M. Devanne is with the University Lille 1 (Telecom Lille), Laboratoire d'Informatique Fondamentale de Lille (LIFL - UMR CNRS 8022), Lille, France and with the Media Integration and Communication Center, University of Florence, Florence, Italy (e-mail: maxime.devanne@telecom-lille.fr).

H. Wannous is with the University Lille 1, Laboratoire d'Informatique Fondamentale de Lille (LIFL - UMR CNRS 8022), Lille, France (e-mail: hazem.wannous@telecom-lille.fr).

M. Daoudi is with Telecom Lille/Institut Mines-Telecom, Laboratoire d'Informatique Fondamentale de Lille (LIFL - UMR CNRS 8022), Lille, France (e-mail: mohamed.daoudi@telecom-lille.fr).

S. Berretti, P. Pala and A. Del Bimbo are with the Media Integration and Communication Center, University of Florence, Florence, Italy (e-mail: stefano.berretti@unifi.it, pietro.pala@unifi.it, delbimbo@dsi.unifi.it).

joints of the human skeleton. In [9], an approach is described to support action recognition based on the histograms of the position of 12 joints provided by the Kinect. The histograms are projected using LDA and clustered into k posture visual words, representing the prototypical poses of the actions. The temporal evolution of these visual words is modeled by discrete Hidden Markov Models. In [10], human action recognition is obtained by extracting three features for each joint, based on pair-wise differences of joint positions: in the current frame; between the current frame and the previous frame; and between the current frame and the initial frame of the sequence. This latter is assumed to correspond to the neutral posture at the beginning of the action. Since the number of these differences results in a high dimensional feature vector, PCA is used to reduce redundancy and noise, and to obtain a compact *EigenJoints* representation of each frame. Finally, a naïve-Bayes nearest-neighbor classifier is used for multi-class action classification. Recent works address more complex challenges in on-line action recognition systems, where a trade-off between accuracy and latency becomes an important goal. For example, Ellis et al. [11] target this trade-off by adopting a Latency Aware Learning method for reducing latency when recognizing human actions. A logistic regression-based classifier is trained on 3D joint position sequences to search a single canonical posture for recognition.

Methods based on depth maps rely on the extraction of meaningful descriptors from the entire set of points of depth images. Different methods have been proposed to model the dynamics of the actions. The approach in [12] employs 3D human silhouettes to describe salient postures and uses an action graph to model the dynamics of the actions. In [13], the action dynamics is described using Depth Motion Maps, which highlight areas where some motion takes place. Other methods, such as Spatio-Temporal Occupancy Pattern [14], Random Occupancy Pattern [15] and Depth Cuboid Similarity Feature [16], propose to work on the 4D space divided into spatio-temporal boxes to extract features representing the depth appearance in each box. Finally, in [17] a method is proposed to quantize the 4D space using vertices of a polychoron and then model the distribution of the normal vectors for each cell. Depth information can also be used in combination with color images as in [18].

Hybrid solutions use strengths of both skeleton and depth descriptors to model the action sequence. For example, in [19] a Local Occupancy Pattern around each 3D joint is proposed. In [20], actions are characterized using pairwise affinity measures between joint angle features and histogram of oriented gradients computed on depth maps.

These RGB-D based approaches also benefit from the large number of works published in the last two decades on human activity recognition in 2D video sequences (see for example the recent surveys in [21], [22], [23], [24]). Besides methods in Euclidean spaces [25], [26], [27], some emerging and interesting techniques reformulate computer vision problems, like action recognition, over non-Euclidean spaces. Among these, Riemannian manifolds have recently received increased attention. In [28] human silhouettes extracted from video

images are used to represent the pose. Silhouettes are then represented as points in the shape space manifold. In this way, they can be matched using a Dynamic Time Warping, a state-of-the-art algorithm for sequence comparison. In [29] several experiments on gesture recognition and person re-identification are conducted, comparing Riemannian manifolds with several state-of-the-art approaches. Results obtained in these works indicate considerable improvements in discrimination accuracy. In [30], a Grassmann manifold is used to classify human actions. With this representation, a video sequence is expressed as a third-order data tensor of raw pixels extracted from action images. One video sequence is mapped onto one point on the manifold. Distances between points are computed on the manifold and used for action classification based on nearest neighbor search.

B. Overview of Our Approach

A human action is naturally characterized by the evolution of the pose of the human body over time. Skeleton data containing the 3D positions of different parts of the body provide an accurate representation of the pose. These skeleton features are easy to extract and track from depth maps, and they also provide local information about the human body. This makes it possible to analyze only some parts of the human body instead of the global pose. Even if accurate 3D joint positions are available, the action recognition task is still difficult due to significant spatial and temporal variations in the way of performing an action.

These challenges motivated the study an original approach to recognize human actions based on the evolution of the position of the skeleton joints detected on a sequence of depth images. To this end, the full skeleton is modeled as a multi-dimensional vector obtained by concatenating the three-dimensional coordinates of its joints. Then, the trajectory described by this vector in the multi-dimensional space is regarded as a signature of the temporal dynamics of the movements of all the joints. These trajectories are then interpreted in a Riemannian manifold, so as to model and compare their shapes using elastic registration and matching in the shape space. In so doing, we recast the action recognition problem as a statistical analysis on the shape space manifold. Furthermore, by using an elastic metric to compare the similarity between trajectories, robustness of action recognition to the execution speed of the action is improved. Figure 1 summarizes the proposed approach. The main considerations that motivated our solution are: (1) The fact that many feature descriptors typically adopted in computer vision applications lie on curved spaces due to the geometric nature of the problems; (2) The shape and dynamic cues are very important for modeling human activity, and their effectiveness have been demonstrated in several state-of-the-art works [30], [31], [32], [33]; (3) Using such manifold offers a wide variety of statistical and modeling tools that can be used to improve the accuracy of gesture and action recognition.

The main contributions of the proposed approach are:

- An original translation and rotation invariant representation of an action sequence as a trajectory in a high

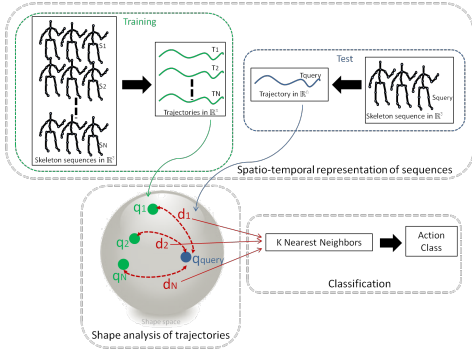


Fig. 1: Overview of our approach: First, skeleton sequences are represented as trajectories in a n -dimensional space; These trajectories are then interpreted in a Riemannian manifold (*shape space*); Recognition is finally performed using k NN classification on this manifold.

dimensional space. By concatenating the 3D coordinates of skeleton joints, data representation encodes the shape of the human posture at each frame. By modeling the sequence of frame features along the action as a trajectory, we capture the dynamics of human motion;

- An elastic shape analysis of such trajectories that extends the shape analysis of curves [34] to action trajectories, thus improving robustness of action recognition to the execution speed of actions.

The rest of the paper is organized as follows: Sect. II describes the proposed spatio-temporal representation of actions as trajectories; Sect. III discusses the Riemannian framework used for the analysis and comparison of shape trajectories; In Sect. IV, we present some statistical tools applicable on a Riemannian manifold and introduce the supervised learning algorithm performed on points of this manifold; Sect. V describes the experimental settings, the dataset used and also reports results in terms of accuracy and latency of action recognition in comparison with state of the art solutions; Finally, in Sect. VI conclusions are drawn and future research directions discussed.

II. SPATIO-TEMPORAL REPRESENTATION OF ACTIONS AS TRAJECTORIES IN THE ACTION SPACE

Using RGB-D cameras, such as the Microsoft Kinect, a 3D humanoid skeleton can be extracted from depth images in real-time by following the approach of Shotton et al. [3]. This skeleton contains the 3D position of a certain number of joints representing different parts of the human body. The number of estimated joints depends on the SDK used in combination with the device. Skeletons extracted with the Microsoft Kinect SDK contain 20 joints, while 15 joints are estimated with the PrimeSense NiTE. For each frame t of a sequence, the real-world 3D position of each joint i of the skeleton is represented by three coordinates expressed in the camera reference system $p_i(t) = (x_i(t), y_i(t), z_i(t))$. Let N_j be the number of joints the skeleton is composed of, the posture of the skeleton at frame t is represented by a $3N_j$ dimensional tuple:

$$v(t) = [x_1(t) \ y_1(t) \ z_1(t) \ \dots \ x_{N_j}(t) \ y_{N_j}(t) \ z_{N_j}(t)]^T. \quad (1)$$

For an action sequence composed of N_f frames, N_f feature vectors are extracted and arranged in columns to build a feature matrix M describing the whole sequence:

$$M = (v(1) \ v(2) \ \dots \ v(N_f)). \quad (2)$$

This feature matrix represents the evolution of the skeleton pose over time. Each column vector v is regarded as a sample of a continuous trajectory in R^{3N_j} representing the action in a $3N_j$ dimensional space called *action space*. The size of such feature matrix is $3N_j \times N_f$.

To reduce the effect of noise that may affect the coordinates of skeleton joints, a smoothing filter is applied to each sequence. This filter weights the coordinates of each joint with the coordinates of the same joint in the neighboring frames. In particular, the amount of smoothing is controlled by a parameter σ that defines the size $W_s = 1 + 2 \times \sigma$ of a temporal window centered at the current frame. For each joint $i = 1, \dots, N_j$ at frame $t = 1 + \sigma, \dots, N_f - \sigma$ the new x coordinate is:

$$x_i(t) = \frac{1}{W_s} \sum_{\tau=t-\sigma}^{t+\sigma} x_i(\tau). \quad (3)$$

The same applies to y and z . The value of σ is selected by performing experiments on a set of training sequences. The best accuracy is obtained for $\sigma = 1$, corresponding to a window size of 3 frames.

A. Invariance to Geometric Transformations of the Subject

A key feature of action recognition systems is the invariance to the translation and rotation of the subject in the scene: Two instances of the same action differing only for the position and orientation of the person with respect to the scanning device should be recognized as belonging to the same action class. This goal can be achieved either by adopting a translation and rotation invariant representation of the action sequence or providing a suitable distance measure that copes with translation and rotation variations. We adopt the first approach by normalizing the position and the orientation of the subject in the scene before the extraction of the joint coordinates. For this purpose, we first define the spine joint of the initial skeleton as the center of the skeleton (*root joint*). Then, a new base B is defined with origin in the root joint: it includes the left-hip joint vector \vec{h}_l , the right-hip joint vector \vec{h}_r , and their cross product $\vec{n}_B = \vec{h}_l \times \vec{h}_r$. This new base is then translated and rotated, so as to be aligned with a reference base B_0 computed from a reference skeleton (selected as the neutral pose of the sequence). The calculation of the optimal rotation between the two bases B and B_0 is performed using *Singular Value Decomposition* (SVD). For each sequence, once the translation and the rotation of the first skeleton is computed with respect to the reference skeleton, we apply the same transformations to all other skeletons of the sequence. This makes the representation invariant to the position and orientation of the subject in the scene. Figure 2a shows an example of two different skeletons to be aligned. The bases B_1 and B_2 computed for the two skeletons are shown in Fig. 2b, where the rotation required to align B_2 to B_1 is also reported. In Fig. 2c, the two aligned skeletons are shown.

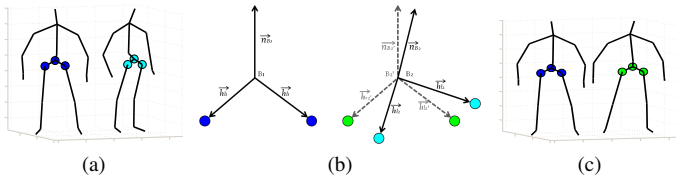


Fig. 2: Invariance to geometric transformations: (a) Two skeletons with different orientations. The skeleton on the left is the reference one. The skeleton on the right is the first skeleton of the sequence that should be aligned to the reference skeleton; (b) Bases B_0 and B are built from the two corresponding hip vectors and their cross product. The base B' corresponds to B aligned with respect to B_0 ; (c) The resulting skeleton (right) is now aligned with respect to the first one (left). The transformations computed between these two bases are applied to all skeletons of the sequence.

B. Representation of Body Parts

In addition to enable the representation of the action using the whole body, the proposed solution also supports the representation of individual body parts, such as the legs and the arms. There are several motivations for focusing on parts of the body. First of all, many actions involve motion of just some parts of the body. For example, when subjects answer a phone call, they only use one of their arms. In this case, analyzing the dynamics of the arm rather than the dynamics of the entire body is expected to be less sensitive to the noise originated by the involuntary motion of the parts of the body not directly involved in the action. Furthermore, during the actions some parts of the body can be out of the camera field of view or occluded by objects or other parts of the body. This can make the estimation of the coordinates of some joints inaccurate, compromising the accuracy of action recognition. Finally, due the symmetry of the body along the vertical axis, one same action can be performed using one part of the body or another. With reference to the action “answer phone call”, the subject can use his left arm or right arm. By analyzing the whole body we can not detect such variations. Differently, using body parts separately, simplifies the detection of this kind of symmetrical actions. To analyze each part of the body separately, we represent a skeleton sequence by four feature sets corresponding to the body parts. Each body part is associated with a feature set that is composed of the 3D normalized position of the joints that are included in that part of the body. Let N_{j_p} be the number of joints of a body part, the skeleton sequence is now represented by four trajectories in $3 \times N_{j_p}$ dimensions instead of one trajectory in $3 \times N_j$ dimensions. The actual number of joints per body part can change from a dataset to another according to the SDK used for estimating the body skeleton. In all the cases, $N_{j_p} < N_j$ and the body parts are disjoint (i.e., they do not share any joint).

III. SHAPE ANALYSIS OF TRAJECTORIES

An action is a sequence of poses and can be regarded as the result of sampling a continuous curve trajectory in the

$3N_j$ -dimensional *action space*. The trajectory is defined by the motion over time of the feature point encoding the 3D coordinates of all the joints of the skeleton (or by all the feature points coding the body parts separately). According to this, two instances of the same action are associated with two curves with similar shape in the action space. Hence, action recognition can be regarded and formulated as a shape matching task. Figure 3 provides a simplified example of action matching by shape comparison. The plot displays five curves corresponding to the coordinates of the left hand joint in five different actions. Three curves correspond to three instances of the action *drawing circle*. The remaining two curves correspond to the actions *side boxing* and *side kick*. This simplified case, in which each trajectory encodes the coordinates of just one joint, makes it clear that similar actions yield trajectories with similar shapes in the action space.

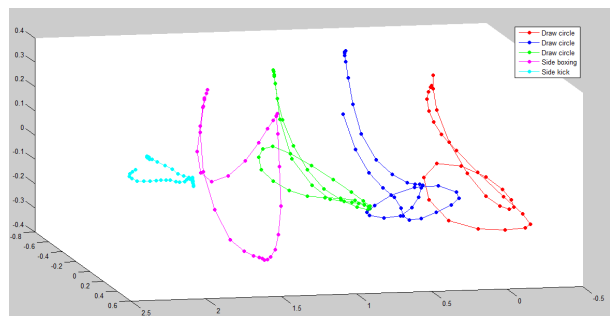


Fig. 3: Curves representing the coordinates of the left arm joint for five actions: From left to right, *side kick*, *side boxing*, and *draw circle* (three different instances). Points displayed in bold represent the sample frames along the curves.

Figure 3 also highlights some critical aspects of representing actions by trajectories. Assuming the actions are sampled at the same frame rate, performing the same action at two different speeds yields two curves with a different number of samples. This is the case of the red and blue curves in Fig. 3, where samples are highlighted by bold points along the curves. Furthermore, since the first and the last poses of an action are not known in advance and may differ even for two instances of the same action, the measure of shape similarity should not be biased by the position of the first and last points of the trajectory. In the following we present a framework to represent the shape of the trajectories, and compare them using the principles of elastic shape matching.

A. Representation of Trajectories

Let a trajectory in the action space be represented as a function $\beta : I \rightarrow \mathbb{R}^n$, being $I = [0,1]$ the function domain. We restrict the domain of interest to the functions β that are differentiable and whose first derivative is in $\mathbb{L}^2(I, \mathbb{R}^n)$. $\mathbb{L}^2(I, \mathbb{R}^n)$ is the vector space of all functions $f : I \rightarrow \mathbb{R}^n$ satisfying $\int_I \|f(x)\|^2 dx < \infty$. To analyze the shape of β , we consider its square-root velocity function (SRVF) $q : I \rightarrow \mathbb{R}^n$, defined as:

$$q(t) \doteq \frac{\dot{\beta}(t)}{\sqrt{\|\dot{\beta}(t)\|}}, \quad (4)$$

being $\|\cdot\|$ the \mathbb{L}^2 norm. The quantity $\|q(t)\|$ is the square-root of the instantaneous speed, and the ratio $\frac{q(t)}{\|q(t)\|}$ is the instantaneous direction along the trajectory. All trajectories β are scaled so as to be of length 1. This makes the representation invariant to the length of the trajectory (the number of frames of the action sequence). The SRVF was formerly introduced in [34] to enable shape analysis. As described in [34], such representation captures the shape of a curve β and presents some advantages. First, it uses a single function to represent the curve. Then, as described later, the computation of the elastic distance between two curves is reduced to a simple \mathbb{L}^2 norm, which simplifies the implementation and the analysis. Finally, re-parametrization of the curves acts as an isometry. The SRVF has been successfully used for 3D face recognition in [35] and for human body matching and retrieval in [36]. In our approach we propose to extend this metric to the analysis of spatio-temporal trajectories.

B. Pre-shape Space of Trajectories

We define the set of curves:

$$\mathcal{C} = \{q : I \rightarrow \mathbb{R}^n \mid \|q\| = 1\} \subset \mathbb{L}^2(I, \mathbb{R}^n), \quad (5)$$

where $\|\cdot\|$ represents the \mathbb{L}^2 norm. With the \mathbb{L}^2 norm on its tangent space, \mathcal{C} becomes a Riemannian manifold called *pre-shape space*. Each element of \mathcal{C} represents a trajectory in \mathbb{R}^n . As the elements of this manifold have unit \mathbb{L}^2 norm, \mathcal{C} is a unit-hypersphere representing the pre-shape space of trajectories invariant to uniform scaling. Its tangent space at a point q is given by:

$$T_q(\mathcal{C}) = \{v \in \mathbb{L}^2(I, \mathbb{R}^n) \mid \langle v, q \rangle = 0\}. \quad (6)$$

Here, $\langle v, q \rangle$ denotes the inner product in $\mathbb{L}^2(I, \mathbb{R}^n)$.

Geodesics on spheres are great circles, thus the geodesic path between two elements q_1 and q_2 on \mathcal{C} is given by the great circle α :

$$\alpha(\tau) = \frac{1}{\sin(\theta)} (\sin((1-\tau)\theta)q_1 + \sin(\tau\theta)q_2), \quad (7)$$

where θ is the distance between q_1 and q_2 given by:

$$\theta = d_c(q_1, q_2) = \cos^{-1}(\langle q_1, q_2 \rangle). \quad (8)$$

This equation measures the geodesic distance between two trajectories q_1 and q_2 represented in the manifold \mathcal{C} . In particular, $\tau \in [0, 1]$ in Eq. (7) allows us to parameterize the movement along the geodesic path α . $\tau = 0$ and $\tau = 1$, correspond, respectively, to the extreme point q_1 and q_2 on the geodesic path. For intermediate values of τ , an internal point between q_1 and q_2 on the geodesic path is considered.

C. Elastic Metric in the Shape Space

As mentioned above, we need to compare the shape of the trajectories independently of their elasticity. This requires invariance to re-parameterization of the curves. Let us define the parameterization group Γ , which is the set of all orientation-preserving diffeomorphisms of I to itself. The elements $\gamma \in \Gamma$ are the re-parameterization functions. For a curve $\beta : I \rightarrow \mathbb{R}^n$,

$\gamma \circ \beta$ is a re-parameterization of β . As shown in [37], the SRVF of $\gamma \circ \beta$ is given by $\sqrt{\dot{\gamma}(t)}(q \circ \gamma)(t)$. We define the equivalent class of q as:

$$[q] = \{\sqrt{\dot{\gamma}(t)}(q \circ \gamma)(t) \mid \gamma \in \Gamma\}. \quad (9)$$

The set of such equivalence classes is called the *shape space* of elastic curves, noted $\mathcal{S} = \{[q] \mid q \in \mathcal{C}\}$. In this framework, an equivalent class $[q]$ is associated to a shape. Accordingly, comparison of the shapes of two trajectories q_1 and q_2 , is performed by the comparison of the equivalent classes $[q_1]$ and $[q_2]$. Computation of the geodesic paths and geodesic lengths, requires to solve the optimization problem for finding the optimal re-parameterization that best registers the element q_2 with respect to q_1 . The optimal re-parameterization γ^* is the one that minimizes the cost function $H(\gamma) = d_c(q_1, \sqrt{\dot{\gamma}}(q_2 \circ \gamma))$. Thus, the optimization problem is defined as:

$$\gamma^* = \arg \min_{\gamma \in \Gamma} d_c(q_1, \sqrt{\dot{\gamma}}(q_2 \circ \gamma)). \quad (10)$$

In practice, dynamic programming is used for optimal re-parameterization over Γ .

Let $q_2^* = \sqrt{\dot{\gamma}^*}(q_2 \circ \gamma^*)$ be the optimal element associated with the optimal re-parameterization γ^* of the second curve q_2 , the geodesic length between $[q_1]$ and $[q_2]$ in the shape space \mathcal{S} is $d_s([q_1], [q_2]) = d_c(q_1, q_2^*)$ and the geodesic path is given by:

$$\alpha(\tau) = \frac{1}{\sin(\theta)} (\sin((1-\tau)\theta)q_1 + \sin(\tau\theta)q_2^*), \quad (11)$$

where $\theta = d_s([q_1], [q_2])$. This distance is used to compare the shape of the trajectories in a way that is robust to their elastic deformation.

IV. ACTION RECOGNITION ON THE MANIFOLD

The proposed action recognition approach is based on the K-Nearest Neighbors (k NN) algorithm applied both to full-body and separate body parts.

A. k NN classifier using an elastic metric

Let $\{(X_i, y_i)\}$, $i = 1, \dots, N$, be the training set with respect to the class labels, where X_i belongs to a Riemannian manifold \mathcal{S} , and y_i is the class label taking values in $\{1, \dots, N_c\}$, with N_c the number of classes. The objective is to find a function $F(X) : \mathcal{S} \mapsto \{1, \dots, N_c\}$ for clustering data lying in different submanifolds of a Riemannian space, based on the training set of labeled items of the data. To this end, we propose a k NN classifier on the Riemannian manifold, learned by the points on the open curve shape space representing trajectories. Such learning method exploits geometric properties of the open curve shape space, particularly its Riemannian metric. This relies on the computation of the (geodesic) distances to the nearest neighbors of each data point of the training set.

The action recognition problem is reduced to nearest neighbor classifier in the Riemannian space. More precisely, given a set of training trajectories $X_i : i = 1, \dots, N$, they are represented by the underlying points $q_i : i = 1, \dots, N$, which

map trajectories on the shape space manifold (see Fig. 1). Then, any new trajectory X_n is represented by its SRVF q_n . Finally, a geodesic-based classifier is used to find the K -closest trajectories to q_n using the elastic metric given by Eq. (8).

B. Statistics of the Trajectories

An important advantage of using such Riemannian approach is that it provides tools for the computation of statistics of the trajectories. For example, we can use the notion of Karcher mean [38] to compute an average trajectory from several trajectories. The average trajectory among a set of different trajectories can be computed to represent the intermediate one, or between similar trajectories obtained from several subjects to represent a template, which can be viewed as a good representative of a set of trajectories.

To classify an action trajectory, represented as a point on the manifold, we need to compute the total warping geodesic distances to all points from training data. For a large number of training data this can be associated to a high computational cost. This can be reduced by using the notion of “mean” of class action, and computing the mean of a set of points on the manifold. As a result, for each action class we obtain an average trajectory, which is representative of all the actions within the class. According to this, the mean can be used to perform action classification by comparing the new action with all the cluster means using the elastic metric defined in Eq. (8). For a given set of training trajectories q_1, \dots, q_n on the shape space, their Karcher mean can be defined as:

$$\mu = \arg \min \sum_{i=1}^n d_s([q], [q_i])^2. \quad (12)$$

As an example, Fig. 4a shows the Karcher mean computation for five training trajectories ($q_1 \dots q_5$). In the initial step, q_1 is selected as the mean. In an iterative process, the mean is updated according to elastic metric computation between all q . After convergence, the average trajectory is given by q_m . Fig. 4b shows skeleton representation of the first two trajectories and the resulting average trajectory in the *action space*. As trajectories are built from joint coordinates, we can easily obtain the entire skeleton sequence corresponding to a trajectory. Figure 4b shows four skeletons for each sequence.

By computing such average trajectories for each action class, we implicitly assume that there is only one way to perform each action. Unfortunately, this is not the case. In fact, two different subjects can perform the same action in two different ways. This variability in performing actions between different subjects can affect the computation of average trajectories and the resulting templates may not be good representatives of the action classes. For this reason, we compute average trajectories for each subject, separately. Instead of having only one representative trajectory per action, we obtain one template per subject per action. In this way, we keep separately each different way of performing the action and the resulted average trajectories are not any more affected by such possible variations. As a drawback, with this solution the number of template trajectories in the training

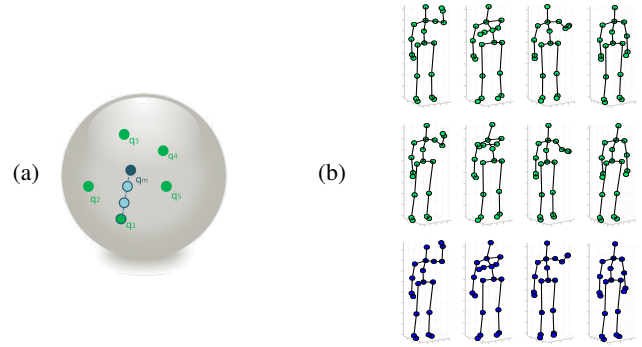


Fig. 4: Computation of the Karcher mean between five action trajectories: (a) Representation of the trajectories in the *shape space*. Applying the Karcher mean algorithm, the mean is first selected as q_1 and then updated until convergence. Finally, the mean trajectory is represented by q_m ; (b) Skeleton representation of corresponding trajectories in the *action space*. The two top sequences correspond to points q_1 and q_2 in the shape space, while the bottom sequence corresponds to the Karcher mean q_m computed among the five training trajectories.

set increases. Let N_c be the number of classes and N_{Str} the number of subjects in the training set, the number of training trajectories is $N_c \times N_{Str}$. However, as subjects perform the same action several times, the number of training trajectories is still lower than using all trajectories.

C. Body parts-based classification

In the classification step, we compute distances between corresponding parts of the training sequence and the new sequence. As a result, we obtain four distances, one for each body part. The mean distance is computed to obtain a global distance representing the similarity between the training sequence and the new sequence. We keep only the k smallest global distances and corresponding labels to take the decision and associate the most frequent label to the new sequence. Note that in the case where some labels are equally frequent, we apply a weighted decision based on the ranking of the distances. In that particular case, the selected label corresponds to the smallest distance. However, one main motivation for considering the body parts separately is to analyze the moving parts only. To do this, we compute the total motion of each part over the sequence. We cumulate the Euclidian distances between corresponding joints in two consecutive frames for all the frames of the sequence. The total motion of a body part is the cumulated motion of the joints forming this part. We compute this total motion on the re-sampled sequences, so that it is not necessary to normalize it. Let $j^k : k = 1, \dots, N_{jp}$, be a joint of the body part, and N_f be the frame number of the sequence, then the total motion m of a body part for this sequence is given by:

$$m = \sum_{k=1}^{N_{jp}} \sum_{i=1}^{N_f-1} d_{Euc}(j_i^k, j_{i+1}^k), \quad (13)$$

where $d_{Euc}(j_1, j_2)$ is the Euclidian distance between the 3D joints j_1 and j_2 , and N_{jp} is the number of joints per body

part (i.e., this number can change from a dataset to another according to the SDK used for the skeleton estimation).

Once the total motion for each part of the body is computed, we define a threshold m_0 to separate moving and still parts. We assume that if the total motion of a body part is below this threshold, the part is considered to be motionless during the action. In the classification, we consider a part of the body only if it is moving either in the training sequence or the probe sequence (this is the sequence representing the action to be classified). If one part of the body is motionless in both actions, this part is ignored and does not concur to compute the distance between the two actions. For instance, if two actions are performed only using the two arms, the global distance between these two actions is equal to the mean of the distances corresponding to the arms only. We empirically select the threshold m_0 that best separates moving and still parts with respect to a labeled training set of ground truth sequences. To do that, we manually labeled a training set of sample sequences by assigning a motion binary value to each body part. The motion binary value is set to 1 if the body part is moving and set to 0 otherwise. We then compute the total motion m of each body part of the training sequences and give a motion decision according to a varying threshold. We finally select the threshold that yields the decision closest to the ground truth. In the experiments, we notice that defining two different thresholds for the upper parts and lower parts slightly improves the accuracy in some cases.

V. EXPERIMENTAL EVALUATION

The proposed action recognition approach is evaluated in comparison to state-of-the-art methods using three public benchmark datasets. In addition, we measure the capability of our approach to reduce the latency of recognition by evaluating the trade-off between accuracy and latency over a varying number of actions.

A. Datasets

The three benchmark datasets that we use to evaluate the accuracy of action recognition differ in the characteristics and difficulties of the included sequences. This allows an in depth investigation of the strengths and weaknesses of our solution. For each dataset, we compare our approach to state-of-the-art methods. A fourth dataset (UCF-kinect) is used for the latency analysis.

a) MSR Action 3D: This public dataset was collected at Microsoft research [12] and represents a commonly used benchmark. It includes 20 actions performed by 10 persons facing the camera. Each action is performed 2 or 3 times. In total, 567 sequences are available. The different actions are *high arm wave, horizontal arm wave, hammer, hand catch, forward punch, high throw, draw X, draw tick, draw circle, hand clap, two hand wave, side-boxing, bend, forward kick, side kick, jogging, tennis swing, tennis serve, golf swing, pick up & throw*. These game-oriented actions cover different variations of the motion of arms, legs, torso and their combinations. Each subject is facing the camera and positioned in the center of the scene. Subjects were also advised to use their right

arm or leg when actions are performed with a single arm or leg. All the actions are performed without any interaction with objects. Two main challenges are identified: the high similarity between different group of actions and the changes of the execution speed of actions. For each sequence, the dataset provides depth, color and skeleton information. In our case, we only use the skeleton data. As reported in [19], 10 actions are not used in the experiments because the skeletons are either missing or too erroneous. For our experiments, we use 557 sequences.

b) Florence 3D Action: This dataset was collected at the University of Florence using a Kinect camera [39]. It includes 9 actions: *arm wave, drink from a bottle, answer phone, clap, tight lace, sit down, stand up, read watch, bow*. Each action is performed by 10 subjects several times for a total of 215 sequences. The sequences are acquired using the OpenNI SDK, with skeletons represented by 15 joints instead of 20 as with the Microsoft Kinect SDK. The main challenges of this dataset are the similarity between actions, the human-object interaction, and the different ways of performing a same action.

c) UTKinect: In this dataset, 10 subjects perform 10 different actions two times, for a total of 200 sequences [9]. The actions include: *walk, sit-down, stand-up, pick-up, carry, throw, push, pull, wave and clap-hand*. Skeleton data are gathered using Kinect for Windows SDK. The actions included in this dataset are similar to those from MSR Action 3D and Florence 3D Action, but they present some additional challenges: they are registered from different views; and there are occlusions caused by human-object interaction or by the absence of some body parts in the sensor field of view.

d) UCF-kinect: This dataset consists of 16 different gaming actions performed by 16 subjects five times for a total of 1280 sequences [11]. All the actions are performed from a rest state, including *balance, climb up, climb ladder, duck, hop, vault, leap, run, kick, punch, twist left, twist right, step forward, step back, step left, step right*. The locations of 15 joints over the sequences are estimated using Microsoft Kinect sensor and the PrimeSense NiTE. This dataset is mainly used to evaluate the ability of our approach in terms of accuracy/latency for a low-latency action recognition system.

B. Action Recognition Analysis

In order to fairly compare our approach with the state-of-the-art methods, we follow the same experimental setup and evaluation protocol presented in these methods, separately for each dataset.

1) MSR Action 3D dataset: For this experiment, we test our approach with the variations mentioned in Sect. III related to the body parts and Karcher mean. As in this dataset the subjects are always facing the camera, the normalization of subjects orientation before computing features is not necessary. The results are reported in Table I. First, it can be noted that the best accuracy is obtained using the full skeleton and the Karcher mean algorithm applied per action and per subject (92.1%). In this case, we use $k = 4$ in the classification process. Note that this improvement of the accuracy using

the Karcher mean is not expected. Indeed, computation of average trajectories can be viewed as an indexing of available sequences and should not add information facilitating the classification task. An explanation of accuracy improvement can be given for the case of two similar action classes. In that case, a sequence belonging to a first class can be very similar to sequences belonging to a second class, and thus selected as false positive during classification. Computing average trajectories can increase the inter-class distance and thus improve the classification accuracy. For instance, the first two actions (*high arm wave* and *horizontal high arm wave*) are very similar. Using such average trajectories reduces the confusion between these two actions, thus improving the accuracy. Second, these results also show that the analysis of body parts separately improves the accuracy from 88.3% to 91.1%, in the case where only the k NN classifier is used. When the Karcher mean algorithm is used in addition to k NN, the values of the accuracy obtained by analyzing body parts separately or analyzing the full skeleton are very similar.

TABLE I: MSR Action 3D. We test our approach with its different variations (full skeleton, body parts without and with motion thresholding), and classification methods (k NN only, k NN and Karcher mean (Km) per action, k NN and Karcher mean per action and per subject).

Method	Acc. (%)
Full Skeleton & kNN	88.3
Full Skeleton & kNN & Km per action	89.0
Full Skeleton & kNN & Km per action/subject	92.1
Body Parts & kNN	80.8
Body Parts & kNN & Km per action	87.6
Body Parts & kNN & Km per action/subject	89.7
Body parts + motion thres. & kNN	91.1
Body parts + motion thres. & kNN & Km per action	89.7
Body parts + motion thres. & kNN & Km per action/subject	91.8

Table II reports results of the comparison of our approach to some representative state-of-the-art methods. We followed the same experimental setup as in Oreifej et al. [17] and Wang et al. [19], where the actions of five actors are used for training and the remaining actions for test. Our approach outperforms the other methods except the one proposed in [20]. However, this approach uses both skeleton and depth information. They reported that using only skeleton features an accuracy of 83.5% is obtained, which is lower than our approach.

TABLE II: MSR Action 3D. Comparison of the proposed approach with the most relevant state-of-the-art methods.

Method	Accuracy (%)
EigenJoints [10]	82.3
STOP [14]	84.8
DMM & HOG [13]	85.5
Random Occupancy Pattern [15]	86.5
Actionlet [19]	88.2
DCSF [16]	89.3
JAS & HOG ² [20]	94.8
HON4D [17]	88.9
Ours	92.1

Furthermore, following a cross validation protocol, we per-

form the same experiments exploring all possible combinations of actions used for training and for test. For each combination, we first use only k NN on body parts separately. We obtain an average accuracy of 86.09% with standard deviation 2.99% ($86.09 \pm 2.99\%$). The minimum and maximum values of the accuracy are, respectively, 77.16% and 93.44%. Then, we perform the same experiments using the full skeleton and the Karcher mean per action and per subject, and obtain an average accuracy of $87.28 \pm 2.41\%$ (*mean* \pm *std*). In this case, the lowest and highest accuracy are, respectively, 81.31% and 93.04%. Compared to the work in [17], where the mean accuracy is also computed for all the possible combinations, we outperform their result ($82.15 \pm 4.18\%$). In addition, the small value of the standard deviation in our experiments shows that our method has a low dependency on the training data.

In order to show the accuracy of the approach on individual actions, the confusion matrix is also computed. Figure 5 shows the confusion matrix when we use the k NN and the Karcher mean per action and per subject with the full skeleton (Fig. 5a) and with body parts (Fig. 5b).

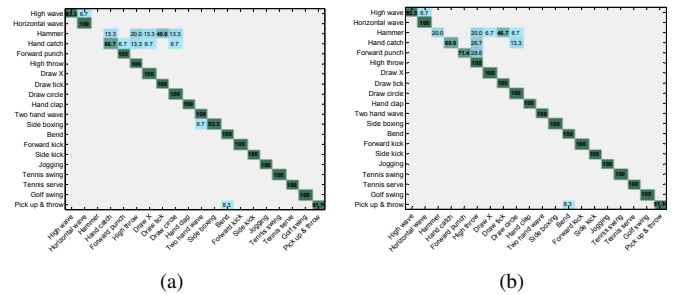


Fig. 5: MSR Action 3D. Confusion matrix for two variations of our approach: (a) Full skeleton with k NN and Karcher mean per action and per subject; (b) Body parts with k NN and Karcher mean per action and per subject.

It can be noted that for each variation of our approach, we obtained very low accuracies for the actions *hammer* and *hand catch*. This can be explained by the fact that these actions are very similar to some others. In addition, the way of performing these two actions varies a lot depending on the subject. For example, for the action *hammer*, subjects in the training set perform it only once, while some subjects in the test set perform it more than once (cyclically). In this case, the shape of the trajectories is very different. Our method does not deal with this kind of variations. Figure 6 illustrates an example of this failure case. As action sequences are represented in high dimension space, trajectories corresponding to only one joint (the right hand joint) are plotted. Indeed, the trajectories of four different samples of the action *hammer* are illustrated, where only one hammer stroke or two hammer strokes are performed. It can be observed that the shape of the trajectories is different in the two cases. In order to visualize samples of three different classes in a two-dimensional space, the Multidimensional scaling (MDS) technique [40] is applied using distance matrix computed on the *shape space*. These classes are shown in the right part of the figure: *horizontal arm*

wave (clear blue), *hammer* (dark blue) and *draw tick* (green). We can see that samples of the action *hammer* are split in two different clusters corresponding to two different ways of performing the action. The distribution of data in the *hammer* cluster is partly overlapped to data in the *draw tick* cluster yielding inaccurate classification of these samples.

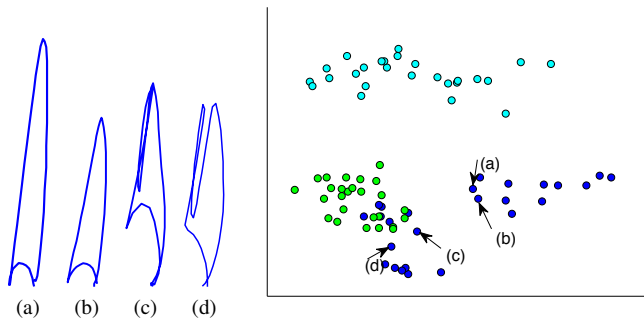


Fig. 6: Visualization of a failure case for the action *hammer*. Sample trajectories of the right hand joint are shown on the left: (a-b) one hammer stroke; (c-d) two hammer strokes. On the right, clustering of action samples using MDS in a 2D space is reported for three different classes: *horizontal arm wave* (clear blue), *hammer* (dark blue) and *draw tick* (green). The samples of the action *hammer* are split in two clusters corresponding to the two different ways of performing the action. The distribution of data of the *hammer* cluster is partly overlapped to data of the *draw tick* cluster

2) *Florence 3D Action dataset*: Results obtained for this dataset are reported in Table III. It can be observed that the proposed approach outperforms the results obtained in [39] using the same protocol (leave-one-subject-out cross validation), even if we do not use the body parts variant.

TABLE III: Florence 3D Action. We compare our method with the one presented in [39].

Method	Accuracy (%)
NBNN + parts + time [39]	82.0
Our Full Skeleton	85.85
Our Body part	87.04

By analyzing the confusion matrix of our method using body parts separately (see Fig. 7a), we can notice that the proposed approach obtains very high accuracies for most of the actions. However, we can also observe that there is some confusion between similar actions using the same group of joints. This can be observed in the case of *read watch* and *clap hands*, and also in the case of *arm wave*, *drink* and *answer phone*. For these two groups of actions, the trajectories of the arms are very similar. For the first group of actions, in most of the cases, *read watch* is performed using the two arms, which is very similar to the action *clap hands*. For the second group of actions, the main difference between the three actions is the object held by the subject (no object, a bottle, a mobile phone). As we use only skeleton features, we cannot detect and differentiate these objects. As an example, Figure 8 shows two different actions, *drink* and *phone call*, that in term of skeleton

are similar and difficult to distinguish.

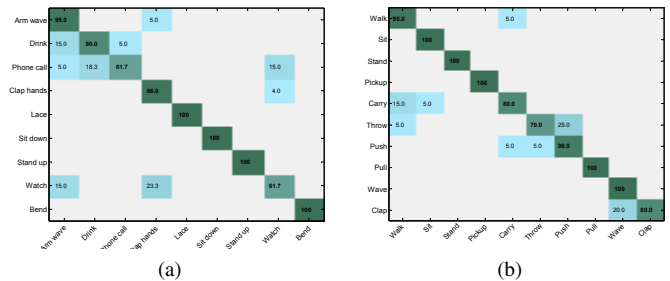


Fig. 7: Confusion matrix obtained by our approach on (a) Florence 3D Action and (b) UTKinect. We can see that similar actions involving different objects are confused.

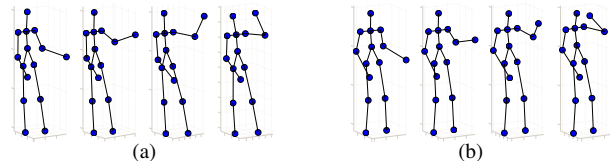


Fig. 8: Example of similar actions from Florence action 3D dataset: (a) *drink* action where the subject holds a bottle; (b) *phone call* actions, where the subject holds a phone.

3) *UTKinect dataset*: In order to compare to the work in [9], we follow the same experimental protocol (leave one sequence out cross validation method). For each iteration, one sequence is used as test and all the other sequences are used as training. The operation is repeated such that each sequence is used once as testing. We obtained an accuracy of 91.5%, which improves the accuracy of 90.9% reported in [9]. This shows that our method is robust to different points of view and also to occlusions of some parts of the body. However, by analyzing the confusion matrix in Fig. 7b, we can notice that lower accuracies are obtained for those actions that include the interaction with some object, for instance the *carry* and *throw* actions. These actions are not always distinguished by actions that are similar in terms of dynamics yet not including the interaction with some object, like *walk* and *push*, respectively. This result is due to the fact that our approach does not take into account any informative description of objects.

4) *Discussion*: Results on different datasets show that our approach outperforms most of the state-of-the-art methods. First, some skeleton based methods like [10] use skeleton features based on pairwise distances between joints. However, results obtained on MSR Action 3D dataset show that analyzing how the whole skeleton evolves during the sequence is more discriminative than taking into consideration the joints separately. In addition, the method proposed in [10] is not invariant to the execution speed. To deal with the execution speed, in [39] a pose-based method is proposed. However, the lack of information about temporal dynamics of the action makes the recognition less effective compared to our method, as shown in Table III. Second, the comparison with depth-map based methods shows that skeleton joints extracted from

depth-maps are effective descriptors to model the motion of the human body along the time. However, results also show that using strength of both depth and skeleton data may be a good solution as proposed in [20]. The combination of both data can be very helpful especially for the case of human-object interaction, where skeleton based methods are not sufficient as shown by the experiments on UTKinect dataset.

C. Representation and Invariance

1) *Body Parts Analysis*: The experiments above show that using only the moving parts of the body yields an improvement of the recognition accuracy. In addition, it allows the reduction of the dimensionality of the trajectories and thus the computational costs for their comparison. As we do not use the spine of the skeleton, the dimensionality is reduced at least to 48D instead of 60D. Furthermore, for the actions that are performed with only one part of the body, the dimensionality is reduced to only 12D (in the case of skeletons with four joints per limb).

2) *Invariance to geometric transformations*: To demonstrate the effectiveness of our invariant representation against translation and rotation, we analyze the distance between sequences representing the same action class, but acquired from different viewpoints. To this end, we select two samples from the UTKinect dataset corresponding to the action *wave*, and compute the distance between them with and without our invariant representation. We can see in Table IV that the distance drops from 1.1 to 0.6 if we use our invariant representation. We also compute the distance between actions belonging to similar classes, like *wave* and *clap*. It can be noticed that if we do not use the invariant representation, the nearest sample to the test sample belongs to the class *clap*; however, if the invariant representation is used, the nearest sample belongs to the class *wave*, the same as the test sample.

TABLE IV: Distances between a *wave* sample and two samples of the actions *wave* and *clap* acquired from different viewpoints. The columns ‘aligned’ and ‘non-aligned’ report the distance value computed with the invariant representation or without it, respectively.

	<i>wave</i> sample		<i>clap</i> sample	
	non-aligned	aligned	non-aligned	aligned
<i>wave</i> sample	1.1	0.6	1.0	0.9

3) *Rate Invariant*: One main challenge in action recognition is robustness to variations in the execution speed of the action. Without this invariance, two instances of the same action performed at different velocities can be miss-classified. That is why temporal matching between two trajectories is decisive before computing their distance. The Dynamic Time Warping algorithm is usually employed to solve this problem. It is a popular tool in temporal data analysis, which is used in several applications, including activity recognition by video comparison [28]. In our case, a special version of this algorithm is used to warp similar poses of two sequences at different time instants. Before computing the distance between two

trajectories, we search for the optimal re-parametrization of the second trajectory with respect to the first one. This registration allows us to compare the shape of two trajectories regardless of the execution speed of the action. In practice, we use *Dynamic Programming* to find the optimal re-parametrization and perform registration. To show the importance of this step, we performed the same experiments presented above for two datasets, but without considering the registration step before comparison. The obtained results are presented in Table V.

TABLE V: Results of the proposed method in the case the registration step is considered (R) or not (NR).

Method	MSR Act. 3D (%)	Florence Act. 3D (%)
kNN Full Skeleton - NR	73.9	82.1
kNN Full Skeleton - R	88.3	85.9
kNN Body parts - NR	73.5	84.7
kNN Body parts - R	91.1	87.0

We can notice that skipping the registration step makes the accuracy much lower, especially for the MSR Action 3D dataset, where the accuracy drops of about 20%. In this dataset, actions are performed at very different speed. Figure 9 shows an example of the action *high throw* performed by two different subjects at different speed: The first row represents eight frames of a training sequence; The second row represents the same eight frames of a new sequence performed at different speed without registration; The third row represents the new sequence after registration with respect to the training sequence. In the reported case, the distance between sequences decreases from 1.31 (without registration) to 0.95 (with registration).

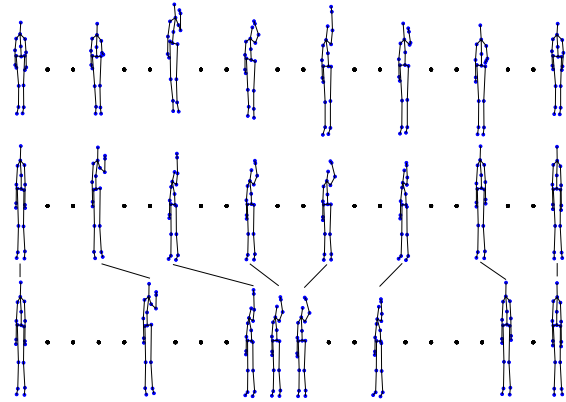


Fig. 9: Temporal registration for action *high throw*. From the top: the initial sequence; the sequence to be registered with respect to the initial sequence; the resulting registered sequence. Black lines connect corresponding poses showing how the sequence has been stretched and bent.

D. Latency Analysis

The latency is defined as the time lapse between the instant when a subject starts an action and the instant when the system recognizes the performed action. The latency can be separated into two main components: the *computational* latency and the

observational latency. The computational latency is the time the system takes to compute the recognition task from an observation. The observational latency represents the amount of time an action sequence needs to be observed in order to gather enough information for its recognition.

1) *Computational Latency*: We evaluate the computational latency of our approach on the MSR Action 3D dataset. Using a Matlab implementation with an Intel Core i-5 2.6GHz CPU and a 8GB RAM, the average time required to compare two sequences is 50 *msec* (including trajectories representation in shape space, trajectories registration, distance computation between trajectories, and sequence labeling using k NN). For a given new sequence, the total computational time depends on the number of training sequences. Indeed, distances between the new sequence and all other training sequences have to be computed, and the k shortest distances are used to label the new sequence. For example, using the 50-50 *cross subject* protocol on the MSR Action 3D dataset, and using only the k NN approach, classification of an unknown sequence requires comparison to 266 training sequences. Thus, with our approach, the system takes $266 * 0.05 = 13.3$ *sec* to label a new sequence. This computational time is large and thus not suitable for real-time processing. If we use the Karcher mean per class to have only one representative sequence per class, the number of training sequences is reduced to 20 and the computational time decreases to 1 *sec*, which is more adequate for real-time applications. As shown in Table I, for this dataset we obtain our best accuracy using Karcher mean per action per subject. In that case, the resulted number of training trajectories is 91. Thus, the computational latency becomes $91 * 0.05 = 4.55$ *sec*.

TABLE VI: Average computational time to compare two sequences of the MSR Action 3D dataset (the average length of sequences in this dataset is 38 frames). It results that more than 60% of the time is spent in the registration step.

Step	shape-space representation	registration	distance	k NN labeling	Total
Time (s)	0.011	0.032	0.002	0.005	0.05

2) *Observational Latency*: To analyze the observational latency of our approach, we show how the accuracy depends on the duration of observation of the action sequence. In the first experiment, the observational latency is analyzed on the MSR Action 3D dataset, where the accuracy is computed by processing only a fraction of the sequence. In each case, we cut the training sequences into shorter ones to create a new training set. During the classification step, we also cut test sequences to the corresponding length and apply our method. We performed experiments using only k NN and also using Karcher mean per action and per subject. In Fig. 10a, we can see that an accuracy closed to the maximum one is obtained even if we use only half of the sequences. This shows that the computational latency can be masked by the observational latency in the cases where sequences are longer than twice the computational latency. In these cases, the action recognition task can be performed in real-time. This is particularly convenient for applications like video games

that require fast response of the system before the end of the performed action to support real-time interaction.

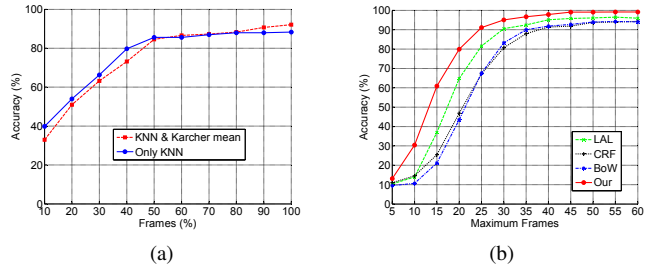


Fig. 10: Latency Analysis. (a) MSR Action 3D: Our approach is performed using only the k NN (blue curve), and then using the Karcher mean (red curve). (b) UCF-Kinect. Values of the accuracy obtained by our approach using only the k NN, compared to those reported in [11]. The accuracy at each point of the curves is obtained by processing only the number of frames shown in the x-axis.

To compare the observational latency of our approach, we perform experiments on the UCF-Kinect dataset [11], where the observational latency of other methods is also evaluated. The same experimental setup as in Ellis et al. [11] is followed. To do that, we use only the k NN and a 4-fold *cross validation* protocol. Four subjects are selected for test and the others for training. This is repeated until each subject is used once. Actually, since there are 16 subjects, four different test folds are built and the mean accuracy of the four folds is reported. For a fair comparison to [11], the obtained accuracy is reported with respect to the maximum number of frames (and not to a percentage of sequences). For each step, a new dataset is built cutting the sequences to a maximum number of frames. The length of the sequences varies from 27 to 269 frames with an average length equal to 66.1 ± 34 frames. It should be noticed that, if the number of frames of a sequence is below the maximum number of frames used in experiments, the whole sequence is treated. We compare our results with those reported in [11], including their proposed approach *Latency Aware Learning* (LAL), and two baseline solutions: *Bag of Words* (BoW) and *Conditional Random Field* (CRF). The observational latency on this dataset is also evaluated in [20], but following a different evaluation protocol (i.e., a 70/30 *split* protocol instead of the 4-fold *cross validation* proposed in [11]), so their results are not reported here.

The curves in Fig. 10b and the corresponding numerical results in Table VII show that our approach clearly outperforms all the baseline approaches reported in [11]. This significant improvement is achieved either using a small or a large number of frames (see the red curve in Fig. 10b).

We can also notice that only 25 frames are sufficient to guarantee an accuracy over 90%, while BoW and CRF show a recognition rate below 68%, and LAL achieves 81.65%. It is also interesting to notice that using the whole sequences, we obtain an accuracy of 99.15%, and the same accuracy can be obtained by processing just 45 frames of the sequence.

TABLE VII: Numerical results at several points along the curves in Fig. 10b.

Method	#Frames						
	10	15	20	25	30	40	60
CRF	14.5	25.5	46.9	67.3	80.7	91.4	94.3
BoW	10.7	21.2	43.5	67.6	83.2	91.9	94.1
LAL	13.9	37.0	64.8	81.6	90.6	95.2	95.9
Our	30.5	60.9	79.9	91.1	95.1	97.8	99.2

VI. CONCLUSIONS AND FUTURE WORK

An effective human action recognition approach is proposed using a spatio-temporal modeling of motion trajectories in a Riemannian manifold. The 3D position of each joint of the skeleton in each frame of the sequence is represented as a motion trajectory in the action space. Each motion trajectory is then expressed as a point in the open curve shape space. Thanks to the Riemannian geometry of this manifold, action classification is solved using the nearest neighbor rule, by warping all the training points to the new query trajectory and computing an elastic metric between the shape of trajectories. The experimental results on the MSR Action 3D, Florence 3D Action and UTKinect datasets demonstrate that our approach outperforms the existing state-of-the-art methods in most of the cases. Furthermore, the evaluation in terms of latency clearly demonstrates the efficiency of our approach for a rapid recognition. In fact, 90% action recognition accuracy is achieved by processing just 25 frames of the sequence. Thereby, our approach can be used for applications of human action recognition in interactive systems, where a robust real-time recognition at low latencies is required.

As future work, we plan to integrate in our framework other descriptors based on both depth and skeleton information, so as to manage the problem of human-object interaction. We also expect widespread applicability in domains such as physical therapy and rehabilitation.

ACKNOWLEDGMENTS

A very preliminary version of this work appeared in [41]. The authors would like to thank Professor Anuj Srivastava for his assistance and the useful discussions about this work.

REFERENCES

- [1] Microsoft Kinect, 2013. [Online]. Available: <http://www.microsoft.com/en-us/kinectforwindows/>
- [2] ASUS Xtion PRO LIVE, 2013. [Online]. Available: http://www.asus.com/Multimedia/Xtion_PRO/
- [3] J. Shotton, A. Fitzgibbon, M. Cook, T. Sharp, M. Finocchio, R. Moore, A. Kipman, and A. Blake, "Real-time human pose recognition in parts from single depth images," in *Proc. IEEE Int. Conf. on Computer Vision and Pattern Recognition*, Colorado Springs, Colorado, USA, June 2011, pp. 1–8.
- [4] S. Hadfield and R. Bowden, "Kinecting the dots: Particle based scene flow from depth sensors," in *Proc. Int. Conf. on Computer Vision*, Barcelona, Spain, Nov. 2011, pp. 2290–2295.
- [5] Z. Ren, J. Yuan, and Z. Zhang, "Robust hand gesture recognition based on finger-earth mover's distance with a commodity depth camera," in *Proc. ACM Int. Conf. on Multimedia*, Scottsdale, Arizona, USA, Nov. 2011, pp. 1093–1096.
- [6] S. Berretti, A. Del Bimbo, and P. Pala, "Superfaces: A super-resolution model for 3D faces," in *Proc. Work. on Non-Rigid Shape Analysis and Deformable Image Alignment*, Florence, Italy, Oct. 2012, pp. 73–82.
- [7] J. Han, L. Shao, D. Xu, and J. Shotton, "Enhanced computer vision with microsoft kinect sensor: A review," *IEEE Trans. on Cybernetics*, vol. 43, no. 5, pp. 1318–1334, 2013.
- [8] L. Liu and L. Shao, "Learning discriminative representations from RGB-D video data," in *Proc. of the Twenty-Third Int. Joint Conf. on Artificial Intelligence*, ser. IJCAI'13. AAAI Press, 2013, pp. 1493–1500.
- [9] L. Xia, C.-C. Chen, and J. K. Aggarwal, "View invariant human action recognition using histograms of 3D joints," in *Proc. Work. on Human Activity Understanding from 3D Data*, Providence, Rhode Island, USA, June 2012, pp. 20–27.
- [10] X. Yang and Y. Tian, "Eigenjoints-based action recognition using naive-bayes-nearest-neighbor," in *Proc. Work. on Human Activity Understanding from 3D Data*, Providence, Rhode Island, June 2012, pp. 14–19.
- [11] C. Ellis, S. Z. Masood, M. F. Tappen, J. J. La Viola Jr., and R. Sukthankar, "Exploring the trade-off between accuracy and observational latency in action recognition," *Int. Journal on Computer Vision*, vol. 101, no. 3, pp. 420–436, 2013.
- [12] W. Li, Z. Zhang, and Z. Liu, "Action recognition based on a bag of 3D points," in *Proc. Work. on Human Communicative Behavior Analysis*, San Francisco, California, USA, June 2010, pp. 9–14.
- [13] X. Yang, C. Zhang, and Y. Tian, "Recognizing actions using depth motion maps-based histograms of oriented gradients," in *Proc. ACM Int. Conf. on Multimedia*, Nara, Japan, Oct. 2012, pp. 1057–1060.
- [14] A. W. Vieira, E. R. Nascimento, G. L. Oliveira, Z. Liu, and M. F. Campos, "STOP: Space-time occupancy patterns for 3D action recognition from depth map sequences," in *Iberoamerican Congress on Pattern Recognition*, Buenos Aires, Argentina, Sept. 2012, pp. 252–259.
- [15] J. Wang, Z. Liu, J. Chorowski, Z. Chen, and Y. Wu, "Robust 3D action recognition with random occupancy patterns," in *Proc. Europ. Conf. on Computer Vision*, Florence, Italy, Oct. 2012, pp. 1–8.
- [16] L. Xia and J. K. Aggarwal, "Spatio-temporal depth cuboid similarity feature for activity recognition using depth camera," in *Proc. CVPR Work. on Human Activity Understanding from 3D Data*, Portland, Oregon, USA, June 2013, pp. 2834–2841.
- [17] O. Oreifej and Z. Liu, "HON4D: Histogram of oriented 4D normals for activity recognition from depth sequences," in *Proc. Int. Conf. on Computer Vision and Pattern Recognition*, Portland, Oregon, USA, June 2013, pp. 716–723.
- [18] B. Ni, Y. Pei, P. Moulin, and S. Yan, "Multi-level depth and image fusion for human activity detection," *IEEE Trans. on Cybernetics*, vol. 43, no. 5, pp. 1383–1394, Oct 2013.
- [19] J. Wang, Z. Liu, Y. Wu, and J. Yuan, "Mining actionlet ensemble for action recognition with depth cameras," in *Proc. IEEE Conf. on Computer Vision and Pattern Recognition*, Providence, Rhode Island, USA, June 2012, pp. 1–8.
- [20] E. Ohn-Bar and M. M. Trivedi, "Joint angles similarities and HOG² for action recognition," in *Proc. CVPR Work. on Human Activity Understanding from 3D Data*, Portland, Oregon, USA, June 2013, pp. 465–470.
- [21] D. Weinland, R. Ronfard, and E. Boyer, "A survey of vision-based methods for action representation, segmentation and recognition," *Computer Vision and Image Understanding*, vol. 115, no. 2, pp. 224–241, Feb. 2011.
- [22] P. Turaga, R. Chellappa, V. S. Subrahmanian, and O. Udrea, "Machine recognition of human activities: A survey," *IEEE Trans. on Circuits and Systems for Video Technology*, vol. 18, no. 11, pp. 1473–1488, Nov. 2008.
- [23] W. Bian, D. Tao, and Y. Rui, "Cross-domain human action recognition," *IEEE Trans. on Systems, Man, and Cybernetics, Part B: Cybernetics*, vol. 42, no. 2, pp. 298–307, Apr. 2012.
- [24] R. Poppe, "A survey on vision-based human action recognition," *Image Vision Comput.*, vol. 28, no. 6, pp. 976–990, Jun. 2010.
- [25] L. Liu, L. Shao, X. Zhen, and X. Li, "Learning discriminative key poses for action recognition," *IEEE Trans. on Cybernetics*, vol. 43, no. 6, pp. 1860–1870, Dec 2013.
- [26] Y. Tian, L. Cao, Z. Liu, and Z. Zhang, "Hierarchical filtered motion for action recognition in crowded videos," *IEEE Transactions on Systems, Man, and Cybernetics, Part C: Applications and Reviews*, vol. 42, no. 3, pp. 313–323, May 2012.
- [27] L. Shao, X. Zhen, D. Tao, and X. Li, "Spatio-temporal laplacian pyramid coding for action recognition," *IEEE Trans. on Cybernetics*, vol. 44, no. 6, pp. 817–827, 2014.

- [28] A. Veeraraghavan, A. Roy-Chowdhury, and R. Chellappa, "Matching shape sequences in video with applications in human movement analysis," *IEEE Trans. on Pattern Analysis and Machine Intelligence*, vol. 27, no. 12, pp. 1896–1909, 2005.
- [29] M. T. Harandi, C. Sanderson, A. Wiliem, and B. C. Lovell, "Kernel analysis over Riemannian manifolds for visual recognition of actions, pedestrians and textures," in *Proc. IEEE Work. on the Applications of Computer Vision*, ser. WACV'12. Washington, DC, USA: IEEE Computer Society, 2012, pp. 433–439.
- [30] Y. M. Lui, "Tangent bundles on special manifolds for action recognition," *IEEE Trans. on Circuits and Systems for Video Technology*, vol. 22, pp. 930–942, 2012.
- [31] S. Shirazi, M. T. Har, C. S. A. Alavi, and B. C. Lovell, "Clustering on Grassmann manifolds via kernel embedding with application to action analysis," in *Proc. Int. Conf. on Image Processing*, 2012, pp. 781–784.
- [32] P. Turaga, A. Veeraraghavan, A. Srivastava, and R. Chellappa, "Statistical computations on Grassmann and Stiefel manifolds for image and video-based recognition," *IEEE Trans. on Pattern Analysis and Machine Intelligence*, vol. 33, no. 11, pp. 2273–2286, 2011.
- [33] M. F. Abdelkader, W. Abd-Almageed, A. Srivastava, and R. Chellappa, "Silhouette-based gesture and action recognition via modeling trajectories on Riemannian shape manifolds," *Computer Vision and Image Understanding*, vol. 115, no. 3, pp. 439–455, 2011.
- [34] S. H. Joshi, E. Klassen, A. Srivastava, and I. Jermyn, "A novel representation for Riemannian analysis of elastic curves in R^n ," in *Proc IEEE Int. Conf. on Computer Vision and Pattern Recognition*, Minneapolis, MN, USA, June 2007, pp. 1–7.
- [35] H. Drira, B. B. Amor, A. Srivastava, M. Daoudi, and R. Slama, "3D face recognition under expressions, occlusions, and pose variations," *IEEE Trans. Pattern Anal. Mach. Intell.*, vol. 35, no. 9, pp. 2270–2283, 2013.
- [36] R. Slama, H. Wannous, and M. Daoudi, "3D human motion analysis framework for shape similarity and retrieval," *Image and Vision Computing*, vol. 32, no. 2, pp. 131 – 154, 2014.
- [37] A. Srivastava, E. Klassen, S. H. Joshi, and I. Jermyn, "Shape analysis of elastic curves in euclidean spaces," *IEEE Trans. on Pattern Analysis and Machine Intelligence*, vol. 33, no. 7, pp. 1415–1428, 2011.
- [38] H. Karcher, "Riemannian center of mass and mollifier smoothing," *Comm. on Pure and Applied Math.*, vol. 30, pp. 509–541, 1977.
- [39] L. Seidenari, V. Varano, S. Berretti, A. Del Bimbo, and P. Pala, "Recognizing actions from depth cameras as weakly aligned multi-part bag-of-poses," in *Proc. CVPR Work. on Human Activity Understanding from 3D Data*, Portland, Oregon, USA, June 2013, pp. 479–485.
- [40] I. Borg and P. Groenen, *Modern Multidimensional Scaling: theory and applications (2nd ed.)*. New York: Springer-Verlag, 2005.
- [41] M. Devanne, A. Wannous, S. Berretti, P. Pala, M. Daoudi, and A. Del Bimbo, "Space-time pose representation for 3D human action recognition," in *Proc. Int. Work. on Social Behaviour Analysis (SBA'13)*, in conjunction with ICIAP 2013, Naples, Italy, Sept. 2013, pp. 456–464.



recognition.

Maxime Devanne received the engineering degree in Computer Science from Telecom Lille, France, in 2012. He is currently a PhD candidate in collaboration between the MIIRE research group within the Fundamental Computer Science Laboratory of Lille (LIFL), France, and the Media Integration and Communication Center of University of Florence, Italy. His current research interests are mainly focused on the study and the analysis of depth images, 3D videos, elastic shapes, human body motions, and their applications in computer vision, like activity

Hazem Wannous received the M.Sc. degree in 2005 from the University of Burgundy, France and the PhD degree in image processing from the University of Orleans, France in 2008. Currently, he is an associate-professor at the University Lille 1/Telecom Lille. He is also a member of the Computer Science Laboratory in University Lille 1 (LIFL UMR CNRS 8022). His research interests include machine learning, pattern recognition, video indexing, and geometric vision. He is co-author of several papers in refereed journals and proceedings of international

conferences. He has served as reviewer for international



(NORDIA12), 2012, Firenze, Italy.

Stefano Berretti is an Associate Professor at the Department of Information Engineering of the University of Firenze, Italy. His current research interests are mainly focused on 3D for object analysis and retrieval, face recognition and facial expression recognition, action recognition. He has been visiting professor at Institute TELECOM, TELECOM Lille 1, Lille, France, and at Khalifa University of Science Technology and Research, Sharjah, UAE. He has been co-chair of the Fifth Workshop on Non-Rigid Shape Analysis and Deformable Image Alignment



based description and retrieval of color images, multidimensional indexing structures for retrieval by color and shape, semantic content description in paintings and advertising videos, description and similarity matching of 3D models, segmentation of 3D models. Recently, the research activity focused on the study of biometric models for person recognition based on 3D facial scans. Pietro Pala serves as editor for Multimedia Systems and as reviewer for many leading scientific journals.



ing, three-dimensional analysis and retrieval and 3D face analysis and recognition. He has published over 140 papers in some of the most distinguished scientific journals and international conferences. He was the chair of several international workshops related to 3D shape analysis. He is co-author of two books. He is Senior member IEEE.

Mohamed Daoudi is Full Professor of Computer Science at Telecom Lille and LIFL (UMR CNRS 8022). He is the head of Computer Science department at Telecom Lille. He received his Ph.D. degree in Computer Engineering from the University of Lille 1 (USTL), France, in 1993 and Habilitation à Diriger des Recherches from the University of Littoral, France, in 2000. He was the founder and the scientific leader of MIIRE research group <http://www-rech.telecom-lille.fr/miire/>. His research interests include pattern recognition, image processing,



and international conferences, and is the author of the monography Visual Information Retrieval. From 1996 to 2000, he was the President of the IAPR Italian Chapter and from 1998 to 2000, Member at Large of the IEEE Publication Board. He was the general Chair of IAPR ICIAP97, the International Conference on Image Analysis and Processing, IEEE ICMCS99, the International Conference on Multimedia Computing and Systems, and Program Co-chair of ACM Multimedia 2008. He is the General Co-chair of ACM Multimedia 2010 and of ECCV 2012, the European Conference on Computer Vision. He is IAPR Fellow and Associate Editor of Multimedia Tools and Applications, Pattern Analysis and Applications, Journal of Visual Languages and Computing, and International Journal of Image and Video Processing, and was Associate Editor of Pattern Recognition, IEEE Transactions on Multimedia and IEEE Transactions on Pattern Analysis and Machine Intelligence.

Alberto Del Bimbo is Full Professor of Computer Engineering, Director of the Master in Multimedia, and Director of the Media Integration and Communication Center at the University of Florence. He was the Deputy Rector for Research and Innovation Transfer of the University of Florence from 2000 to 2006. His scientific interests are multimedia a information retrieval, pattern recognition, image and video analysis, and natural human-computer interaction. He has published over 250 publications in some of the most distinguished scientific journals